

CENTRALINVEST

katalog 2015

Sadržaj

• Crevo 1SN DIN EN853, SAE100R1, ISO 1436 1SNR1....2
• Crevo SEMPERPAC 1SN-K....2
• Crevo 2SN DIN EN853, SAE100R2, ISO 1436 2SNR2....3
• Crevo SEMPERPAC 2SN-K....3
• Crevo Semperjet 1SN DIN EN853....4
• Crevo Semperjet 2SN DIN EN853....4
• Crevo SEMPERPAC SPC3 DIN EN856 -4SP....5
• Crevo 4SP DIN EN856, EN856 4SP, SAE 100R9 – MSHA....5
• Crevo 4SH DIN EN856, EN856 4SH – MSHA....6
• Crevo termoplasticno OL8M....6
• Crevo termoplasticno MTKH....7
• Crevo Spir Star 2W....7
• Test crevo TS8....8

INDUSTRIJSKA CREVA

• Industrijska voda / vazduh
• Crevo PLE/PL15....10
• Crevo PL0....11
• Crevo PL1S....11
• Crevo IK25....12
• Crevo IFSD....12
• Crevo MP20 EPDM....13
• Crevo IW6....13
• Creva za hranu
• Crevo LM1-EPDM....14
• Crevo LM1S-EPDM....14
• Crevo LM3 fda (CFR21)....15
• Abrazija
• Crevo SM1-Stahlmeister....16
• Crevo SM3....16
• Mineralna ulja
• Crevo TM30....17
• Crevo TM2 EN12115:2011....17
• Crevo TEU/1360 EN 1360:2005....18
• CrevoTOF319....18
• Crevo TU10....19
• Crevo TU25....19
• Crevo TU40....20
• Creva za vozila
• Crevo FBD DIN7431:1993....21

• **Para i vrela voda**
• Crevo DS1 EN ISO6134:2005 (2825:1994)....23
• Crevo DSE....23
• Crevo DH1....24
• Crevo DHH....24
• **Hemija**
• Crevo RESIST U UPE-P EN12115:2011....25
• Crevo RESIST E EPDM EN12115:2011....25
• Crevo PTFE (Teflon)....26
• **Gas**
• Crevo GAC....27
• Crevo GOX....27
• Crevo GWPB....28
•**PVC**
• Crevo PVC....29

ČAURE

• Čaura 1SN....31
• Čaura univerzalna 1SN/2SN/SC....31
• Čaura 2SN....32
• Čaura 4SP....32
• Čaura 4SH....33
• Čaura R13/R15....33
• Čaura GC, GT, G....34
• Čaura TFLON (PTFE)....34
• Čaura MTK....35

•**Priključci**
• DKL....36
• DKL 45....37
• DKL 90....38
• DKOL....39
• DKOL 45....40
• DKOL 90....41
• CEL....42
• DKS....43
• DKS 90....44
• DKS 45....45
• DKOS....46
• DKOS 90....47
• DKOS 45....48
• CES....49
• DKR....50
• DKR 90....51

• DKR-RC 90.....53
• AGR-K.....53
• AGR.....54
• AGR-RC.....54
• DKJ.....55
• DKJ 90.....55
• DKJ 45.....56
• AGJ.....56
• API.....57
• API hex.....57
• AGN.....58
• ORFS.....58
• ORFS 90.....59
• ORFS 45.....59
• ORS.....60
• RNM.....60
• BOLT – M – Šuplji vijak.....61
• RNR.....61
• BOLT – R – Šuplji vijak.....62
• BEL.....62
• BEL90.....63
• BEL45.....63
• BES.....64
• BES90.....64
• BES45.....65
• SFL – 3000psi.....65
• SFL 90 – 3000psi.....66
• SFL 45 – 3000psi.....66
• SFS – 6000psi.....67
• SFS 90 – 6000psi.....67
• SFS 45 – 6000psi.....68
• SFS Supercat – 9000psi.....68
• SFS 90 Supercat – 9000psi.....69
• SFS 45 Supercat – 9000psi.....69
• Steck-O.....70
• Steck-O 90.....70
• Karcher L16.....71
• Karcher L22.....71
• Karcher.....71

Adapteri

• Adapter G-G S-S.....72
• Adapter redukcija G-G S-S.....72
• Adapter M-M S-S 60°.....73
• Ostali adapteri i redukcije.....73

HIDRAULIČNE BRZE SPOJKE

• Hidraulična brza spojka pocinkovana ISO 7241-A INTEVA (130-350bar).....75
• Hidraulična brza spojka pocinkovana HPA 700bara INTEVA.....77
• Hidraulična brza spojka pocinkovana HPA 1200bara INTEVA.....79
• Ostale hidraulične brze spojke INTEVA 80

• Hidraulična brza spojka 1/4“ 1500bara....82
Hidraulične slavine i nepovratni ventili
• Hidraulična slavina V2RH INTEVA....83
• Ostale hidraulične slavine INTEVA....87
• Nepovratni ventili INTEVA....87
Kamlok spojnice
• Tip-A MAUN....88
• Tip-B ZSSN....88
• Tip-C ZSZC....88
• Tip-D ZSUN....89
• Tip-E MAZC....89
• Tip-F MASN....89
• Tip-DP CEP....90
• Tip-AWB MAV....90
• Tip-DWB ZSV....90

VATROOTPORNI MATERIJALI

• Vatrootporna creva PYROJACKET....92
• Kanap presvucen silikonom PyroRope....93
• Vatrootporni kanap AVSil....93
• Vatrootporne čarapice TSB / TSBL....94
• Vatrootporne trake PT....95
• Vatrootporni prekrivač PYROBLANKET....96
• Spiralna PVC zaštita....97
• Metalna zaštita....98

BEŠAVNE HIDRAULIČNE CEVI I PRIBOR

• Bešavne hidraulične cevi....100
• Nosači cevi....102
• Uvrtni priključci DIN2353 / ISO 8434-1....108
• Navrtka i usečni prsten M... / UP... 116
• Nastavni priključak B... 117
• Kolenasti nastavni priključak E... 118
• T- priključak J... 119
• Priključak za uvrtanje A...M....120
• Priključak za uvrtanje A...G....121
• Priključak za uvrtanje A.../NPT....122
• Kolenasti priključak za uvrtanje EK...M/R....123
• Kolenasti priključak za uvrtanje EK...M/G....124
• Kolenasti priključak za uvrtanje E...NPT....125
• Navojni čep NZČ... / NZČ...-MZ....126
• Pregradni priključak T... 127
• Precizne spojnice za cevi od nerđajućeg čelika (316SS) i mesinga....128
• Prirubnice prema ASME /ANSI B16.5....129
• Navojni kovani fitinzi....131
• Kovani fitinzi za varenje....132

METALNA CREVA I PRIKLJUČCI

• **Savitljive cevi**
• Savitljiva cev – N....134
• Savitljiva cev – S....135
• Savitljiva cev –BN....136
• Savitljiva cev –BS....137
• **Priključci**
• Fiksna prirubnica FP....138
• Okretna prirubnica OP....139
• Cevni nastavak CN....140
• Cevni nastavak CP....140
• Fiksna navrtka FN....141
• Fiksni prikljucak RN....141
• Okretna navrtka sa ravnim čelom, cevni navoj RC....142
• Okretna navrtka sa ravnim čelom, milimetarski navoj RM....142
• Okretna navrtka sa loptastim naleganjem 60°, milimetarski navoj LM....143
• Okretna navrtka sa loptastim naleganjem 60°, cevni navoj LC....143
• HOLENDER – sa unutrasnjim navojem HU....145
• HOLENDER – sa spoljnim navojem HS....145

KLIPNJAČE

• Hromiranešipke....146
Pneumatska creva i priključci
• Pneumatska creva Poliamid PA11....149
• Pneumatska creva Poliamid PA12....150
• Pneumatska creva Poliuretan PU....151

PNEUMATSKI PUSH IN PRIKLJUČCI

• Prav prikljucak sa spoljnim navojem i spolnim i unutrašnjim OK....154
• Prav nastavak....154
• Kolenasti prikljucak sa spoljnim R navojem....155
• Kolenastinastavak....155
• Kolenasti prikljucak sa spoljnim G navojem....156
• T-priključak....157
• T-priključak reducir....157
• T-priključak sa spoljnim R navojem....158
• T-priključak sa spoljnim navojem....159
• Podešljivi priključak....160
• Podešljivi priključak sa kontrolom protoka....161
• Obrtni priključak sa kontrolom brzine....162

VATROGASNA CREVA I SPOJKE

• Vatrogasnocrevo....164
• Slepa spojka....164
• Usisna spojka....165
• Potisna spojka....165
• Stabilna spojka....166
• Pužnešelne....167
• Visoko izdržljive - Heavy duty šelne (Šelne sa rolnicom) 167

TECHMAHLEX MASINE ZA KONFEKCIONIRANJE CREVA

• Masine za stezanje creva
• Mašina za ručno stezanje hidrauličnih creva H Crimp 80- PM18....169
• Mašina za ručno stezanje hidrauličnih creva H Crimp 137- PM28....169
• Mašina za stezanje creva 12V namenjena servisnim vozilima V Crimp 137- PE28 12V....170
• Mašina za stezanje creva 12V namenjena servisnim vozilima V Crimp 240- PE38 12V....170
• Mašina za stezanje creva 12V namenjena servisnim vozilima V Crimp 350....171
• Masina za stezanje creva S Crimp 137- SE 28....171
• Masina za stezanje creva S Crimp 240 - SE 38....172
• Masina za stezanje creva S Crimp 350 - SE 58....172
• Ostale mašine za stezanje creva....173
• Mašine za sečenje creva
• Mašina za sečenje creva 12V namenjena servisnim vozilima V Cut 22 FC32....174
• Mašina za sečenje creva S Cut 22 FC 32....174
• Mašina za secenje i ljušćenje creva S DUO 30 – TE 50 Cut & Skive....175
• Ostale mašine za sečenje....175
• Mašine za ljušćenje
• Ručna mašina za ljušćenje creva H Skice – HST 50+....176
• Mašina za ljušćenje creva S Skive 100 – DE 50....176
• Mašina za ljušćenje creva za prizvodne pogone P Skive 205 – DC 76+....176
• Mašina za markiranje čaura S Mark 50 – MMJT 50....177
• Ispitni sto S Test 2500 – BE 2500....177
• Dodatna oprema....177

BEDA

• Beda - Oprema za ubrizgavanje kiseonika putem gorionickog koplja....180
• O_2 - Držač koplja B....181
• Sigurnosni ventil RB....182
• Zaštita od povrtka mulja RL....183
• O_2 - Sigurnosna produžna cev CU, SI....184
• Brzi ventil SSD....185
• Ručni ventil VK....186
• Ručni ventil VH....187
• Crevo zaštićeno staklenim vlaknima....188
• Crevo zaštićeno metalnim opletnom L....189
• Motalica T....190
• Regulator protoka DM....191
• Ventil za iskljucenje na vodu O_2 VKF/VKU....192
• Beda - Oprema za ubrizgavanje kiseonika putem koplja....193
• Držač koplja za ubrizgavanje O_2....194
• O_2 - držač koplja sa ručicom za stezanje BKF/BN....195
• Sigurnosni uređaj protiv povratka mulja RL....196
• Sigurnosni uređaj protiv povratka mulja, visokoizdržljiva konstrukcija RL-..ST....197
• Sigurnosna cev SI....198
• Kiseoničko crevo sa zaštitom od staklenih vlakana L....199
• Motalica TS....200
• Dovodno crevo Z....201
• Regulator pritiska DM....202
• Ventil za isključenje na O_2 vodu VKF/VKU....203

• O_2 - Ručni ventil koplja „1/2 okreta“.....204
• O_2 - Ručni ventil koplja „6 okreta“.....205
• Beda – Oprema za ubrizgavanje ugljene prašine.....206
• Držač koplja za ugljenu prašinu BPU.....207
• Držač koplja za ugljenu prašinu sa ručicom za stezanje BKPU.....208
• Specijalno crevo za ugljenu prašinu TRPU.....209

Creva hidraulična

Creva hidraulična

- Crevo 1SN DIN EN853, SAE100R1, ISO 1436 1SNR1 2
- Crevo SEMPERPAC 1SN-K 2
- Crevo 2SN DIN EN853, SAE100R2, ISO 1436 2SNR2 3
- Crevo SEMPERPAC 2SN-K 3
- Crevo Semperjet 1SN DIN EN853 4
- Crevo Semperjet 2SN DIN EN853 4
- Crevo SEMPERPAC SPC3 DIN EN856 -4SP 5
- Crevo 4SP DIN EN856, EN856 4SP, SAE 100R9 – MSHA 5
- Crevo 4SH DIN EN856, EN856 4SH – MSHA 6
- Crevo termoplasticno OL8M 6
- Crevo termoplasticno MTKH 7
- Crevo Spir Star 2W 7
- Test crevo TS8 8

HIDRAULIČNA CREVA

Crevo 1SN DIN EN 853

SAE 100R1, ISO 1436 1SNR1

Konstrukcija creva:
Unutra: uljno otporna sintetička guma
Ojačanje: jedan oplet od celicne žice
Spoljni sloj abrazivno otporan, sintetička guma otporna na ozon i vremenske uslove
Temperaturni opseg (srednji) -40˚C do +100˚C (+120˚C max.)

Hose construction:
Tube: oil resistant synthetic rubber
Reinforcement: one high tensile steel wire braid
Cover: abrasion and weather resistant synthetic rubber
Temperature range: -40˚C to +100˚C (+120˚C max.)

Nazivni prečnik		**Unutrašnji Ø**	**Ojačanje Ø**	Spoljašnji Ø	Radni pritisak		Ispitni pritisak	**Rasprskavajući pritisak**	**Radijus savijanja**	**Težina**
mm	inch	mm	mm	mm	bar	psi	bar	bar	mm	kg/m
6	1/4	6,6	10,9	13,0	225	3265	450	900	100	0,19
8	5/16	8,3	12,5	14,7	215	3120	430	860	115	0,22
10	3/8	9,9	14,8	16,8	180	2610	360	720	125	0,28
12	1/2	13,0	17,9	20,0	160	2320	320	640	180	0,36
16	5/8	16,4	21,0	23,2	130	1885	260	520	200	0,44
19	3/4	19,5	25,0	27,1	105	1525	210	420	240	0,56
25	1	26,0	32,9	35,1	88	1275	176	352	300	0,83
32	1-1/4	32,5	39,9	42,5	63	915	150	252	425	1,07
38	1-1/2	38,7	46,5	50,1	50	725	100	200	500	1,42
51	2	51,1	59,9	64,1	40	580	80	160	630	2,01

Crevo SEMPERPAC 1SN-K

Konstrukcija creva:
Unutra: sintetička guma otporna na hidraulična ulja (HL, HLP, HLPD, HVLP, HFA, HFAS, HFB, HFC)
Ojačanje: jedan oplet od celicne žice
Spoljni sloj abrazivno otporan, sintetička guma otporna na ozon i vremenske uslove
Temperaturni opseg (srednji) -40˚C do +100˚C (+120˚C max.)

Hose construction:
Tube: synthetic rubber, resistant against hydraulic fluid (HL, HLP, HLPD, HVLP, HFA, HFAS, HFB, HFC)
Reinforcement: one high tensile steel wire braid
Cover: abrasion and weather resistant synthetic rubber
Temperature range: -40˚C to +100˚C (+120˚C max.)

Nazivni prečnik		**Unutrašnji Ø**	**Ojačanje Ø**	**Spoljašnji Ø**	**Radni pritisak**		**Ispitni pritisak**	**Rasprskavajući pritisak**	**Radijus savijanja**	**Težina**
mm	inch	mm	mm	mm	bar	psi	bar	bar	mm	kg/m
6	1/4	6,6	10,3	12,1	**290**	4205	580	1160	40	0,17
8	5/16	8,3	11,7	13,7	**250**	3625	500	1000	55	0,21
10	3/8	9,9	13,6	15,9	**230**	3335	460	920	65	0,26
12	1/2	13,0	16,9	19,2	**200**	2900	400	800	80	0,34
16	5/8	16,4	20,3	22,3	**150**	2175	300	600	105	0,39
19	3/4	19,5	23,9	26,1	**125**	1815	250	500	120	0,50
25	1	26,0	31,0	33,1	**110**	1595	220	440	160	0,74
31	1-1/4	32,5	40,2	43,7	**100**	1450	200	400	300	1,28

Crevo 2SN DIN EN 853

SAE 100R2, ISO 1436 2SNR2

Konstrukcija creva:
Unutra: uljno otporna sintetička guma
Ojačanje: dva opleta od celicne žice
Spoljni sloj abrazivno otporan, sintetička guma otporna na ozon i vremenske uslove
Temperaturni opseg (srednji) -40˚C do +100˚C (+120˚C max.)

Hose construction:
Tube: oil resistant synthetic rubber
Reinforcement: two high tensile steel wire braids
Cover: abrasion and weather resistant synthetic rubber
Temperature range: -40˚C to +100˚C (+120˚C max.)

Nazivni prečnik		Unutrašnji Ø	Ojačanje Ø	Spoljašnji Ø	Radni pritisak		Ispitni pritisak	Rasprskavajući pritisak	Radijus savijanja	Težina
mm	inch	mm	mm	mm	bar	psi	bar	bar	mm	kg/m
6	1/4	6,6	12,4	14,4	**400**	5800	800	1600	100	0,31
8	5/16	8,3	14,0	16,0	**350**	5075	700	1400	115	0,37
10	3/8	9,9	16,4	18,4	**330**	4785	660	1320	125	0,44
12	1/2	13,0	19,4	21,4	**275**	4000	550	1100	180	0,53
16	5/8	16,4	22,6	24,6	**250**	3625	500	1000	200	0,66
19	3/4	19,5	26,6	28,6	**215**	3120	430	860	240	0,84
25	1	26,0	34,5	37,1	**165**	2395	330	660	300	1,23
32	1-1/4	32,5	43,9	46,7	**125**	1815	250	500	420	1,77
38	1-1/2	38,7	51,1	54,5	**90**	1305	180	360	500	2,17
51	2	51,1	62,9	66,7	**80**	1160	160	320	630	2,79

Crevo SEMPERPAC 2SN-K

Konstrukcija creva:
Unutra: sintetička guma otporna na hidraulična ulja (HL, HLP, HLPD, HVLP, HFA, HFAS, HFB, HFC)
Ojačanje: dva oplet od celicne žice
Spoljni sloj abrazivno otporan, sintetička guma otporna na ozon i vremenske uslove
Temperaturni opseg (srednji) -40˚C do +100˚C (+120˚C max.)

Hose construction:
Tube: synthetic rubber, resistant against hydraulic fluid (HL, HLP, HLPD, HVLP, HFA, HFAS, HFB, HFC)
Reinforcement: two high tensile steel wire braids
Cover: abrasion and weather resistant synthetic rubber
Temperature range: -40˚C to +100˚C (+120˚C max.)

Nazivni prečnik		Unutrašnji Ø	Ojačanje Ø	Spoljašnji Ø	Radni pritisak		Ispitni pritisak	Rasprskavajući pritisak	Radijus savijanja	Težina
mm	inch	mm	mm	mm	bar	psi	bar	bar	mm	kg/m
6	1/4	6,6	11,4	13,4	**450**	6525	900	1800	45	0,27
8	5/16	8,3	13,0	15,0	**420**	6090	840	1680	60	0,31
10	3/8	9,9	14,9	17,0	**385**	5585	770	1540	70	0,39
12	1/2	13,0	18,7	20,7	**345**	5000	690	1380	90	0,52
16	5/8	16,4	21,6	23,6	**290**	4205	580	1160	130	0,61
19	3/4	19,5	25,7	27,7	**280**	4060	560	1120	160	0,79
25	1	26,0	32,9	35,6	**200**	2900	400	800	210	1,15
31	1-1/4	32,5	40,5	43,5	**175**	2540	350	700	300	1,57

HIDRAULIČNA CREVA

Crevo Semperjet 1SN

DIN EN 853

Konstrukcija creva:
Unutra: sintetička guma otporna na hladnu i toplu vodu sa uobičajnim sredstvima za čišćenje
Ojačanje: jedan oplet od celicne žice
Spoljni sloj abrazivno otporan, sintetička guma otporna na ozon i vremenske uslove
Temperaturni opseg: -10˚C do +155˚C

Hose construction:
Tube: synthetic rubber, resistant against cold and hot water with usual cleaning agents
Reinforcement: one high tensile steel wire braid
Cover: abrasion and weather resistant synthetic rubber
Temperature range: -10˚C do +155˚C

Nazivni prečnik		Unutrašnji Ø	Ojačanje Ø	Spoljašnji Ø	Radni pritisak		Ispitni pritisak	Rasprskavajući pritisak	Radijus savijanja	Težina
mm	inch	mm	mm	mm	bar	psi	bar	bar	mm	kg/m
6	1/4	6,6	10,9	13,0	**250**	3625	450	900	100	0,19
8	5/16	8,3	12,5	14,7	**220**	3190	430	860	115	0,22
10	3/8	9,9	14,8	16,8	**220**	3190	360	720	125	0,28
12	1/2	13,0	17,9	20,0	**220**	3190	320	640	180	0,36
16	5/8	16,4	21,0	23,2	**130**	1885	260	520	200	0,44

Crevo Semerjet 2SN

DIN EN 853

Konstrukcija creva:
Unutra: sintetička guma otporna na hladnu i toplu vodu sa uobičajnim sredstvima za čišćenje
Ojačanje: dva opleta od celicne žice
Spoljni sloj abrazivno otporan, sintetička guma otporna na ozon i vremenske uslove
Temperaturni opseg: -10˚C do +155˚C

Hose construction:
Tube: synthetic rubber, resistant against cold and hot water with usual cleaning agents
Reinforcement: two high tensile steel wire braids
Cover: abrasion and weather resistant synthetic rubber
Temperature range: -10˚C do +155˚C

Nazivni prečnik		Unutrašnji Ø	Ojačanje Ø	Spoljašnji Ø	Radni pritisak		Ispitni pritisak	Rasprskavajući pritisak	Radijus savijanja	Težina
mm	inch	mm	mm	mm	bar	psi	bar	bar	mm	kg/m
6	1/4	6,6	12,4	14,4	**400**	5800	800	1600	100	0,31
8	5/16	8,3	14,0	16,0	**400**	5800	700	1400	115	0,37
10	3/8	9,9	16,4	18,4	**400**	5800	660	1320	125	0,44
12	1/2	13,0	19,4	21,4	**400**	5800	600	1100	180	0,56

Crevo SUPERPAC SPC3

DIN EN 856 – 4SP

Konstrukcija creva:
Unutra: sintetička guma otporna na hidraulična ulja (HL, HLP, HLPD, HVLP, HFA, HFAS, HFB, HFC)
Ojačanje: tri opleta od celicne žice
Spoljni sloj abrazivno otporan, sintetička guma otporna na ozon i vremenske uslove
Temperaturni opseg (srednji) -40˚C do +100˚C (+120˚C max.)

Hose construction:
Tube: synthetic rubber, resistant against hydraulic fluid (HL, HLP, HLPD, HVLP, HFA, HFAS, HFB, HFC)
Reinforcement: three high tensile steel wire braids
Cover: abrasion and weather resistant synthetic rubber
Temperature range: -40˚C to +100˚C (+120˚C max.)

Nazivni prečnik		Unutrašnji Ø	Ojačanje Ø	Spoljašnji Ø	Radni pritisak		Ispitni pritisak	Rasprskavajući pritisak	Radijus savijanja	Težina
mm	inch	mm	mm	mm	bar	psi	bar	bar	mm	kg/m
10	3/8	9,9	16,8	20,9	**500**	7250	1000	2000	120	0,66
12	1/2	13,0	20,6	24,1	**470**	6820	940	1880	160	0,89
16	5/8	16,4	24,0	27,8	**410**	5950	820	1640	210	1,10
19	3/4	19,5	28,1	31,1	**375**	5440	750	1500	260	1,33
25	1	26,0	36,2	38,8	**310**	4500	620	1240	310	1,87

Crevo 4SP DIN EN856

EN 856 4SP / SAE 100R9 - MSHA

Konstrukcija creva:
Unutra: sintetička guma otporna na hidraulična ulja (HL, HLP, HLPD, HVLP, HFA, HFAS, HFB, HFC)
Ojačanje: četiri opleta od celicne žice
Spoljni sloj abrazivno otporan, sintetička guma otporna na ozon i vremenske uslove -MSHA
Temperaturni opseg (srednji) -40˚C do +100˚C (+120˚C max.)

Hose construction:
Tube: synthetic rubber, resistant against hydraulic fluid (HL, HLP, HLPD, HVLP, HFA, HFAS, HFB, HFC)
Reinforcement: Four spiral layer of higj tensile steel wire
Cover: abrasion and weather resistant synthetic rubber - MSHA
Temperature range: -40˚C to +100˚C (+120˚C max.)

Nazivni prečnik		Unutrašnji Ø	Ojačanje Ø	Spoljašnji Ø	Radni pritisak		Ispitni pritisak	Rasprskavajući pritisak	Radijus savijanja	Težina
mm	inch	mm	mm	mm	bar	psi	bar	bar	mm	kg/m
10	3/8	9,9	17,4	21,1	**445**	6455	890	1780	180	0,70
12	1/2	13,0	20,6	24,2	**425**	6165	850	1700	230	0,85
16	5/8	16,4	24,2	27,9	**350**	5075	700	1400	250	1,04
19	3/4	19,5	27,9	32,0	**350**	5075	700	1400	300	1,32
25	1	26,0	35,1	38,9	**320**	4640	640	1280	340	2,06
32	1-1/4	32,5	45,9	50,5	**210**	3045	420	840	460	3,14
38	1-1/2	38,7	52,1	56,8	**185**	2685	370	740	560	3,61
51	2	51,1	65,4	70,2	**165**	2395	330	660	660	5,13

HIDRAULIČNA CREVA

Crevo 4SH DIN EN856

EN 856 4SP - MSHA



Konstrukcija creva:
Unutra: sintetička guma otporna na hidraulična ulja (HL, HLP, HLPD, HVLP, HFA, HFAS, HFB, HFC)
Ojačanje: četiri opleta od celicne žice
Spoljni sloj abrazivno otporan, sintetička guma otporna na ozon i vremenske uslove -MSHA
Temperaturni opseg (srednji) -40˚C do +100˚C (+120˚C max.)

Hose construction:
Tube: synthetic rubber, resistant against hydraulic fluid (HL, HLP, HLPD, HVLP, HFA, HFAS, HFB, HFC)
Reinforcement: Four spiral layer of higj tensile steel wire
Cover: abrasion and weather resistant synthetic rubber - MSHA
Temperature range: -40˚C to +100˚C (+120˚C max.)

Nazivni prečnik		Unutrašnji Ø	Ojačanje Ø	Spoljašnji Ø	Radni pritisak		Ispitni pritisak	Rasprskavajući pritisak	Radijus savijanja	Težina
mm	inch	mm	mm	mm	bar	psi	bar	bar	mm	kg/m
19	3/4	19,5	28,3	31,9	**420**	6090	540	1680	280	1,43
25	1	26,0	35,4	38,7	**380**	5510	760	1520	340	2,20
32	1-1/4	32,5	42,3	46,4	**350**	5075	700	1380	460	2,58
38	1-1/2	38,7	49,2	53,4	**290**	4200	580	1160	560	3,30
51	2	51,1	63,2	67,3	**250**	3625	500	1000	700	4,94

Crevo Termoplastično OL8M

Konstrukcija creva:
Unutra: termoplasticni poliester
Ojačanje: aramidno pletivo
Spoljni sloj abrazivno otporan, poliuretan , UV stabilan, otporan na mikoroorganizme
Temperaturni opseg -40˚C do +100˚C

Hose construction:
Tube: thermoplastic polyester
Reinforcement: aramid fiber braid
Cover: andiabrasion polyurethane, stabilized to UV rays and resistant to micro-organisms
Temperature range: -40˚C to +100˚C

Nazivni prečnik		Unutrašnji Ø	Spoljašnji Ø	Radni pritisak		Rasprskavajući pritisak pri 23˚C	Radijus savijanja	Težina
mm	inch	mm	mm	bar	psi	bar	mm	kg/m
4	5/32	4,0	9,4	**700**	10150	2800	30	0,065
5	3/16	4,8	11,3	**700**	10150	2800	30	0,093
6	1/4	6,4	14,8	**700**	10150	2800	50	0,159
10	3/8	9,7	16,0	**350**	5070	1400	80	0,149
10	3/8	9,7	18,0	**700**	10150	2800	90	0,205
12	1/2	13,0	22,0	**350**	5070	1400	100	0,285
19	3/4	19,2	29,0	**345**	5002	1380	205	0,414
25	1	25,8	35,0	**250**	3625	1000	230	0,493
32	1-1/4	32,0	45,0	**250**	3625	1000	350	0,855

Crevo Termoplastično MTKH



Konstrukcija creva:
Unutra: termoplasticni poliester
Ojačanje: aramidno pletivo i opleta od celicne žice
Spoljni sloj abrazivno otporan, poliuretan , UV stabilan, otporan na mikoroorganizme
Temperaturni opseg -40˚C do +100˚C

Hose construction:
Tube: thermoplastic polyester
Reinforcement: aramid fiber braid and a high tensile steel braid
Cover: andiabrasion polyurethane, stabilized to UV rays and resistant to micro-organisms
Temperature range: -40˚C to +100˚C

Nazivni prečnik		Unutrašnji Ø	Spoljašnji Ø	Radni pritisak		Rasprskavajući pritisak pri 23˚C	Radijus savijanja	Težina
mm	inch	mm	mm	bar	psi	bar	mm	kg/m
6	1/4	6,4	14,5	**700**	10150	2800	40	0,260
10	3/8	9,5	18,0	**425**	6162	1700	60	0,344
12	1/2	13,0	22,0	**375**	5437	1500	75	0,460
19	3/4	19,2	28,2	**225**	3262	900	150	0,659
25	1	25,8	35,4	**200**	2900	800	250	0,860

Crevo Spir Star 2W

Konstrukcija creva:
Unutra: poliamid
Ojačanje: četiri opleta od celicne žice
Spoljni sloj poliuretan
Temperaturni opseg -30˚C do +60˚C

Hose construction:
Tube: thermoplastic polyester
Reinforcement: four high tensile steel braid
Cover: polzurethane
Temperature range: -30˚C to +60˚C

Nazivni prečnik		Unutrašnji Ø	Spoljašnji Ø	Radni pritisak		Rasprskavajući pritisak pri 23˚C	Radijus savijanja	Težina
mm	inch	mm	mm	bar	psi	bar	mm	kg/m
6	1/4	6	12	**1280**	18560	3200	95	0,23
8	3/8	8	14,3	**1040**	15080	2600	110	0,314
10	3/8	10	17,2	**1100**	15950	2760	125	0,43
13	1/2	12,8	20,8	**1040**	15080	2600	150	0,59
19	3/4	18,8	29,5	**760**	11020	1900	220	1,16
25	1	25	35,6	**640**	9280	1600	280	1,49

Test crevo TS8

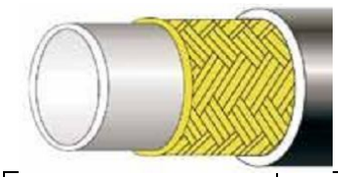

Konstrukcija creva:
Unutra: termoplasticni poliester
Ojačanje: aramidno pletivo
Spoljni sloj abrazivno otporan, poliuretan
Temperaturni opseg -40˚C do +100˚C
Sigurnosni faktor: 1:3
Vakum: -13,5psi

Hose construction:
Tube: thermoplastic polyester
Reinforcement: aramid fiber braid
Cover: andiabrasion polyurethane
Temperature range: -40˚C to +100˚C
Safety factor: 1:3
Vacuum: -13,5psi

Nazivni prečnik		Unutrašnji Ø	Spoljašnji Ø	Radni pritisak		Rasprskavajući pritisak pri 23˚C	Radijus savijanja	Težina
mm	inch	mm	mm	bar	psi	bar	mm	kg/m
1.8	5/64	1.8	4.5	**560**	8120	1680	15	0.016
2.1	1/12	2.1	5.0	**630**	9135	1890	20	0.079
2.1	1/12	2.1	5.5	**630**	9135	1890	20	0.023
2.6	1/10	2.6	5.5	**630**	9135	1890	20	0.023
2.7	1/10	2.7	5.5	**630**	9135	1890	20	0.022
3.0	1/8	3.0	6.0	**533**	7733	1600	30	0.026
4.0	5/32	4.0	8.0	**550**	7975	1650	35	0.044

Industrijska creva

Industrijska creva

- *Industrijska voda / vazduh*
  - Crevo PLE/PL15 10
  - Crevo PL0 10
  - Crevo PL1S 11
  - Crevo IK25 12
  - Crevo IFSD 12
  - Crevo MP20 EPDM 13
  - Crevo IW6 13
- Creva za hranu
  - Crevo LM1-EPDM 14
  - Crevo LM1S-EPDM 14
  - Crevo LM3 fda (CFR21) 15
- Abrazija
  - Crevo SM1-Stahlmeister 16
  - Crevo SM3 16
- Mineralna ulja
  - Crevo TM30 17
  - Crevo TM2 EN12115:2011 17
  - Crevo TEU/1360 EN 1360:2005 18
  - Crevo TOF319 18
  - Crevo TU10 19
  - Crevo TU25 19
  - Crevo TU40 20
- Creva za vozila
  - Crevo FBD DIN7431:1993 21
  - Crevo FUB 21
  - Crevo FR5 22
- Para i vrela voda
  - Crevo DS1 EN ISO6134:2005 (2825:1994) 23
  - Crevo DSE 23
  - Crevo DH1 24
  - Crevo DHH 24
- *Hemija*
  - Crevo RESIST U UPE-P EN12115:2011 25
  - Crevo RESIST E EPDM EN12115:2011 25
  - Crevo PTFE (Teflon) 26
- *Gas*
  - Crevo GAC 27
  - Crevo GOX 27
  - Crevo GWPB 28
- *PVC*
  - Crevo PVC 29

Industrijska voda /vazduh

Crevo PLE/PL15

Crevo za vodu/vazduh



Konstrukcija creva:
Unutra: SBR, crna, glatka guma. Pogodna za nauljeni vazduh
Ojačanje: tekstilni oplet
Spolja: SBR crna guma
Temperaturni opseg -30˚C do +70˚C

Hose construction:
Tube: SBR rubber, black smooth, suitable for oil-laden
Reinforcement: textile braided
Cover: SBR rubber, black, smooth
Temperature range: -30˚C to +70˚C

Unudrašnji prečnik		Debljina zida	Spoljašnji Ø	Radni pritisak	Broj ulozaka	Radijus savijanja	Težina	Dužina kotura
mm	Inch	mm	Mm	bar		mm	kg/m	
6,0	1/4	3,0	12,0	15	2	60	0,11	50
8,0	5/16	3,5	15,0	15	2	80	0,17	50
9,0		3,5	16,0	15	2	90	0,19	50
10,0	3/8	3,5	17,0	15	2	100	0,22	50
13,0	1/2	3,5	20,0	15	2	100	0,26	50
13,0		4,0	21,0	15	2	130	0,31	50
16,0	5/8	3,5	23,0	15	2	160	0,31	50
16,0	5/8	5,0	26,0	15	2	160	0,49	50
19,0	3/4	3,5	26,0	15	2	120	0,36	50
19,0	3/4	5,0	29,0	15	2	190	0,55	50
19,0	3/4	6,0	31,0	15	2	220	0,64	50
20,0		4,0	28,0	15	2	200	0,44	50
20,0		4,5	29,0	15	2	200	0,51	50
20,0		5,0	30,0	15	2	200	0,58	50
25,0	1	4,0	33,0	15	2	250	0,53	50
25,0	1	5,0	35,0	15	2	250	0,70	50
30,0		5,5	41,0	15	2	200	0,93	40
32,0	1-1/4	5,5	43,0	15	2	210	0,95	40
35,0		6,0	47,0	15	2	250	1,05	40
50,0		7,0	64,0	15	4	350	1,54	40
75,0		8,0	91,0	15	4	600	2,64	40

Crevo PL0

Crevo za vodu/vazduh

Konstrukcija creva:
Unutra: Sintetička crna, glatka, elektroprovodna guma. Pogodna za nauljeni vazduh
Ojačanje: tekstilni oplet
Spolja: Sintetička crna, antistatic guma
Temperaturni opseg -30˚C do +70˚C

Hose construction:
Tube: Syntetic rubber, black smooth, suitable for oil-laden, antistatic
Reinforcement: textile braided
Cover: Syntetic rubber, black, antistatic, smooth
Temperature range: -30˚C to +70˚C

Unudrašnji prečnik		Debljina zida	Spoljašnji Ø	Radni pritisak	Broj ulozaka	Radijus savijanja	Težina	Dužina kotura
mm	Inch	mm	mm	bar		mm	kg/m	
4,0		3,5	11,0	20	2	35	0,13	50
5,3		2,8	11,0	20	2	44	0,12	50
8,0	5/16	3,5	15,0	20	2	72	0,20	50
8,0	5/16	4,0	16,0	20	2	72	0,24	50
10,0	3/8	4,0	18,0	20	2	91	0,28	50
16,0	5/8	5,0	26,0	20	2	160	0,51	50
19,0	3/4	5,5	30,0	20	2	190	0,67	50
25,0	1	6,0	37,0	20	2	250	0,92	50
30,0		5,5	41,0	20	2	400	0,85	40
38,0	1-1/2	6,0	50,0	20	2	450	1,20	40
50,0		8,0	66,0	20	4	500	1,70	40

Crevo PL1S

Crevo za vodu/vazduh

Konstrukcija creva:
Unutra: Sintetička crna, glatka, elektroprovodna guma. Pogodna za nauljeni vazduh
Ojačanje: tekstilni oplet
Spolja: Sintetička crna, antistatic guma
Temperaturni opseg -30˚C do +80˚C

Hose construction:
Tube: Syntetic rubber, black smooth, suitable for oil-laden, antistatic
Reinforcement: textile braided
Cover: Syntetic rubber, black, antistatic, smooth
Temperature range: -30˚C to +80˚C

Unudrašnji prečnik		Debljina zida	Spoljašnji Ø	Radni pritisak	Broj ulozaka	Radijus savijanja	Težina	Dužina kotura
mm	Inch	mm	mm	bar		mm	kg/m	
5,0	3/16	3,2	11,4	20	2	45	0,12	50
6,0	1/4	4,0	14,0	20	2	60	0,19	50
6,3		3,2	12,7	20	2	60	0,14	50
8,0		3,2	14,4	20	2	80	0,18	50
8,0		4,0	16,0	20	2	80	0,23	50
8,0	5/16	4,5	17,0	20	2	80	0,27	50
10,0	3/8	3,5	17,0	20	2	100	0,24	50
10,0	3/8	4,5	19,0	20	2	100	0,32	50
12,5	1/2	4,0	20,5	20	2	75	,031	50
13,0		4,5	22,0	20	2	80	0,39	50
16,0	5/8	4,5	25,0	20	2	100	0,45	50
19,0	3/4	3,5	26,0	20	2	120	0,38	50
19,0	3/4	5,0	29,0	20	2	120	0,56	50
19,0	3/4	5,5	30,0	20	2	120	0,64	50
25,0	1	5,0	35,0	20	2	150	0,73	50
25,0	1	6,0	37,0	20	2	150	0,91	50
32,0		6,5	45,0	20	2	190	1,23	50
38,0	1-1/2	6,0	50,0	20	2	350	1,20	40
40,0		6,0	52,0	20	2	400	1,20	40
50,0		7,0	64,0	20	4	500	1,55	40
75,0		10,0	95,0	20	4	650	2,00	40

Industrijska voda /vazduh

Crevo IK25

Crevo za čišćenje kanalizacije



Konstrukcija creva:
Unutra:SBR, crna, glatka guma,
Ojačanje: dva tekstilna opleta
Spolja: NR/BR, crna guma,visoko otporna na abrazije i vremenske uslove
Temperaturni opseg -35˚C do +80˚C

Hose construction:
Tube:SBR, black, smooth
Reinforcement: two textile braided
Cover: NR/BR, back,highly abrasion resistant, weather resistant
Temperature range: -35˚C to +80˚C

Duzina kotura: 40m, 60m, 80m, 100m, 120m, 150m, 160m, 200m.
Na krajevima su montirani celicni priključci sa BSP navojem .

Coil length: 40m, 60m, 80m, 100m, 120m, 150m, 160m, 200m.
Steel crimped fittings with BSP threaded conectors

Unudrašnji prečnik		Debljina zida	Spoljašnji Ø	Radni pritisak	Broj ulozaka	Radijus savijanja	Težina	Priključci
mm	Inch	mm	mm	bar		mm	kg/m	
13,0	1/2	6,0	25,0	250	2	70	0,46	G1/2
19,0	3/4	6,0	31,0	250	2	95	0,61	G3/4
25,0	1	7,0	39,0	250	2	110	0,86	G1 (5/4)
32,0	1-1/4	8,0	48,0	250	2	150	1,27	G1-1/4

IFSD

Crevo usis/potis za prljavu vodu

Konstrukcija creva:
Unutra:SBR, crna, glatka guma,
Ojačanje: dva tekstilna opleta, povinkovana spiralna žica
Spolja: SBR, crna guma, otporna na abrazije i ozon
Temperaturni opseg -35˚C do +80˚C

Hose construction:
Tube:SBR, black, smooth
Reinforcement: two textile braided, steel plated wire helix
Cover: SBR, back,abrasion resistant, ozon resistant.
Temperature range: -35˚C to +80˚C

Vakum: -0,9bar

Vacum: -0,9bar

Unudrašnji prečnik		Debljina zida	Spoljašnji Ø	Radni pritisak	Broj ulozaka	Radijus savijanja	Težina	Dužina kotura
mm	Inch	mm	mm	bar		mm	kg/m	
25,0	1	5,0	35,0	10	2	100	0,81	40
32,0	1-1/4	5,0	42,0	10	2	120	0,88	40
38,0	1-1/2	5,0	48,0	10	2	150	1,13	40
50,0		5,0	60,0	10	2	200	1,55	40
63,5	2-1/2	6,0	75,5	10	4	300	2,10	40
75,0		6,0	87,0	10	4	350	2,35	40
76,2	3	6,0	88,2	10	4	350	2,50	40
90,0		7,0	104,0	10	4	450	2,70	40
102,0	4	7,0	116,0	10	4	500	3,68	40
127,0	5	8,0	145,0	10	4	600	5,70	40
152,0	6	8,5	172,0	10	4	800	7,52	40
203,0	8	10,0	223,0	10	6	1100	11,60	40
254,0	10	11,0	276,0	10	6	1500	14,00	40

Crevo MP 20 EPDM

Višenamensko crevo



Vakum: -0,9bar

Konstrukcija creva:
Unutra:EPDM, crna, glatka, elektroprovodna guma,
Ojačanje: tekstilni oplet
Spolja: EPDM, crna elektroprovodna guma, otporna na ozon i vremenske uslove
Temperaturni opseg -40˚C do +95˚C

Hose construction:
Tube:EPDM, black, smooth, electrically conductive
Reinforcement: textile braided
Cover: EPDM, back, smooth, electrically conductive, ozon and weather resistant.
Temperature range: -40˚C to +95˚C

Vacum: -0,9bar

Unudrašnji prečnik		Debljina zida	Spoljašnji Ø	Radni pritisak	Broj ulozaka	Radijus savijanja	Težina	Dužina kotura
mm	Inch	mm	mm	bar		mm	kg/m	
6,0	1/4	3,5	13,0	20	2	40	0,15	100
8,0	5-16	3,5	15,0	20	2	50	0,18	100
10,0	3/8	3,5	17,0	20	2	60	0,21	100
13,0	1/2	4,0	21,0	20	2	80	0,30	100
16,0	5/8	4,0	24,0	20	2	100	0,35	100
19,0	3/4	4,5	28,0	20	2	115	0,47	50
25,0	1	5,0	35,0	20	2	150	0,67	50
32,0	1-1/4	6,0	44,0	20	4	200	1,05	50
38,0	1-1/2	6,0	50,0	20	4	250	1,20	50

Crevo IW6

Crevo za vodu/vazduh

Konstrukcija creva:
Unutra: SBR, crna, glatka guma. Pogodna za nauljeni vazduh
Ojačanje: tekstilni oplet
Spolja: SBR/NR crna guma
Temperaturni opseg -30˚C do +70˚C
Dostupno u crnoj, crvenoj i narandžastoj boji

Hose construction:
Tube: SBR rubber, black smooth, suitable for oil-laden
Reinforcement: textile braided
Cover: SBR/NR rubber, black, smooth
Temperature range: -30˚C to +70˚C
Available in black, red or orange

Unudrašnji prečnik		Debljina zida	Spoljašnji Ø	Radni pritisak	Broj ulozaka	Radijus savijanja	Težina	Dužina kotura
mm	Inch	mm	mm	bar		mm	kg/m	
10,0		3,5	17,0	6,3	2	170	0,21	50
13,0	1/2	3,5	20,0	6,3	2	200	0,26	50
16,0	5/8	3,5	23,0	6,3	2	230	0,30	50
18,0		4,0	26,0	6,3	2	250	0,40	50
20,0	3/4	4,0	28,0	6,3	2	280	0,44	50
25,0	1	4,5	34,0	6,3	2	340	0,61	50

Creva za hranu

Crevo LM1-EPDM

za hranu

Konstrukcija creva:
Unutra: EPDM beo, gladak, za hranu
Ojačanje: tekstil
Spoljni sloj abrazivno otporan, SBR/NR/EPDM, crven, otporan na ozon i vremenske uslove
Temperaturni opseg (srednji) -35˚C do +95˚C (+130˚C, 30min bez pritiska.)

Hose construction:
Tube: EPDM, white, smooth, food quality
Reinforcement: textile wraped
Cover: SBR/NP/EPDM, red abrasion and weather resistant synthetic rubber
Temperature range: -35˚C to +95˚C (+130˚C, 30min unpressurised)

Primena:
Crevo usis/potis za upotrebu u pivarama, industriji hrane I pica, za alkohol do 40%, bezalkoholna pića, masti do 36% i nemasnu hranu
Usis: do DN50 -0,5bara, DN65 do DN75 -0,4bara, DN80 -0,3bara, DN100 -0,2bara

Application:
A flexzble suction and discharge hose for use in breweries and the food and beverage industries. Suidable for use with alcohol(max 40%), soft drinks, fatty(max36%) and non-fatty foods.
Vacum resistance: up to DN50 -0,5bar, DN65 to DN75 -0,4bar, DN80 -0,3bar, DN100 -0,2bar

Unudrašnji prečnik		Debljina zida	Spoljašnji Ø	Radni pritisak	Broj ulozaka	Radijus savijanja	Težina	Dužina kotura
mm	inch	mm	mm	bar		mm	kg/m	m
13,0	1/2	5,0	23,0	12	2	50	0,40	40
19,0	3/4	5,0	29,0	12	2	100	0,55	40
25,0	1	6,0	37,0	12	2	150	0,85	40
32,0	1 1/4	8,0	48,0	12	4	170	1,45	40
38,0	1 1/2	9,0	56,0	12	4	200	1,85	40
40,0		10,0	60,0	12	4	250	2,25	40
50,0		11,0	72,0	12	4	350	2,95	40
60,0		11,0	82,0	12	4	420	3,55	40
65,0		12,0	89,0	12	4	450	4,05	40
75,0		15,0	105,0	12	6	600	6,10	40
80,0		15,0	110,0	12	6	650	6,40	40
100,0		15,0	130,0	12	6	750	7,75	40

Crevo LM1S-EPDM

za hranu

Konstrukcija creva:
Unutra: EPDM beo, gladak, za hranu
Ojačanje: tekstil
Spoljni sloj abrazivno otporan, SBR/NR/EPDM, crven, otporan na ozon i vremenske uslove
Temperaturni opseg (srednji) -35˚C do +95˚C (+130˚C, 30min bez pritiska.)

Hose construction:
Tube: EPDM, white, smooth, food quality
Reinforcement: textile wraped
Cover: SBR/NP/EPDM, red abrasion and weather resistant synthetic rubber
Temperature range: -35˚C to +95˚C (+130˚C, 30min unpressurised)

Primena:
Crevo usis/potis za upotrebu u pivarama, industriji hrane I pica, za alkohol do 40%, bezalkoholna pića, masti do 36% i nemasnu hranu
Usis: do -0,9bara

Application:
A flexzble suction and discharge hose for use in breweries and the food and beverage industries. Suidable for use with alcohol(max 40%), soft drinks, fatty(max36%) and non-fatty foods.
Vacum resistance: up to -0,9bar

Unudrašnji prečnik		Debljina zida	Spoljašnji Ø	Radni pritisak	Broj ulozaka	Radijus savijanja	Težina	Dužina kotura
mm	inch	mm	mm	bar		mm	kg/m	m
25,0	1	6,0	37,0	12	2	110	1,10	40
32,0	1-1/4	6,0	44,0	12	2	150	1,35	40
38,0		6,5	51,0	12	2	180	1,55	40
40,0		7,0	54,0	12	2	190	1,70	40
50,0		7,0	64,0	12	2	250	2,17	40
65,0		7,0	79,0	12	2	350	2,70	40
75,0	3	9,0	93,0	12	4	450	4,25	40
80,0		10,0	100,0	12	4	480	4,80	40
100,0		10,0	120,0	12	4	600	6,30	40

Crevo LM3

za hranu FDA (CFR 21)

Konstrukcija creva:
Unutra: NBR, beo, gladak, za hranu, otporan na masti I ulja.
Ojačanje: tekstil
Spoljni sloj NVC, plav, otporan na masti i ulja.
Temperaturni opseg -35˚C do +95˚C (+164˚C zasićena para)

Hose construction:
Tube: NBR, white, smooth, food quality, grase and oil resistant
Reinforcement: textile wraped
Cover: NVC, blue, grease and oil resistant, cloth impression.
Temperature range: -35˚C to +95˚(+164˚C saturated stream)

Primena:
Crevo za ciscenje parom I toplom ili hladnom vodom u mlekarama, klanicama u fabrikama za preradu bilja. Kao I za prenos tečne hrane (mleka, mlečnih proizvoda, životinjskih I biljnih ulja I masti.

Application:
Suitable for cleaning I dairies, food production plants and slaughterhouses as a steam, hot water and cold water hose. Also for convezing liquid food staff milk and dairz products, animal and vegetable oils and fats.

Unudrašnji prečnik		Debljina zida	Spoljašnji Ø	Radni pritisak bar		Broj ulozaka	Radijus savijanja	Težina	Dužina kotura
mm	inch	mm	mm	Para	Vrela voda		mm	kg/m	m
13,0	1/2	5,0	23,0	*6*	18	2	80	0,38	40
16,0	5/8	5,0	26,0	6	18	2	95	0,44	40
19,0	3/4	6,0	31,0	6	18	2	115	0,62	40
25,0	1	7,0	39,0	6	18	2	150	0,91	40
32,0		7,0	46,0	6	18	2	195	1,10	40
38,0		9,0	56,0	6	18	2	230	1,65	40
40,0		9,0	58,0	6	18	2	240	1,70	40
50,0		10,0	70,0	6	18	2	300	2,35	40
65,0		12,0	89,0	6	18	4	390	3,70	40
75,0		12,0	99,0	6	18	4	450	4,10	40

SM1 -Strahlmeister

Za peskarenje

Konstrukcija creva:
Unutra:SBR/NR/BR Abrazivno otporna sintetička guma, elektro provodna
Ojačanje: Dva opleta tekstilnih vlakana
Spolja: SBR antistatik sintetička guma otporna na trenje i vremenske uslove
Temperaturni opseg -35˚C do +95˚C (+135˚C max)

Hose construction:
Tube: SBR/NR/BR, smooth, electricallz conductive, highly abrasion resistant
Reinforcement: two textile wraped
Cover: SBR, black, antistatic, cloth impression
Temperature range: -35˚C to +95˚(+135˚C max)

Unudrašnji prečnik		Debljina zida	Spoljašnji Ø	Radni pritisak	Broj ulozaka	Radijus savijanja	Težina	Dužina kotura
mm	inch	mm	mm	bar		mm	kg/m	m
13,0	1/2	7,0	27,0	12	2	130	0,50	40
19,0	3/4	5,0	29,0	12	2	190	0,45	40
19,0	3/4	7,0	33,0	12	2	190	0,65	40
25,0	1	7,0	39,0	12	2	250	0,80	40
32,0	1-1/4	8,0	48,0	12	2	320	1,10	40
32,0	1-1/4	12,0	56,0	12	4	320	1,80	40
38,0	1-1/2	9,0	56,0	12	2	380	1,50	40
38,0	1-1/2	11,1	60,2	12	2	380	1,95	40
42,0		9,0	60,0	12	2	420	1,65	40

Crevo SM3

Za peskarenje

Konstrukcija creva:
Unutra:SBR/NR/BR Abrazivno otporna sintetička guma, elektro provodna
Ojačanje: Dva opleta tekstilnih vlakana
Spolja: SBR antistatik sintetička guma otporna na trenje i vremenske uslove
Temperaturni opseg -35˚C do +80˚C

Hose construction:
Tube: SBR/NR/BR, smooth, electricallz conductive, highly abrasion resistant
Reinforcement: two textile wraped
Cover: SBR, black, antistatic, cloth impression
Temperature range: -35˚C do +80˚C

Unudrašnji prečnik		Debljina zida	Spoljašnji Ø	Radni pritisak	Broj ulozaka	Radijus savijanja	Težina	Dužina kotura
mm	inch	mm	mm	bar		mm	kg/m	m
13,0	1/2	7,0	27,0	12	2	130	0,50	40
19,0	3/4	7,0	33,0	12	2	190	0,65	40
25,0	1	7,0	39,0	12	2	250	0,80	40
32,0	1-1/4	8,0	48,0	12	2	320	1,10	40
38,0	1-1/2	8,0	54,0	12	2	380	1,35	40
42,0		7,0	56,0	12	2	420	1,46	40

Crevo TM30

Usis potis za naftu I naftne derivatre

Konstrukcija creva:
Unutra:NBR crna, glatka, elektro provodna sintetička guma
Ojačanje:oplet od tekstilnih vlakana, siralna pocinkovana čelična žica i 2 ukrsene bakarne žice.
Spolja: SBR/EPDM guma otporna na trenje i vremenske uslove i ulja (SAE J517:2013)
Temperaturni opseg -40˚C do +90˚C (za ulja +100˚C)

Hose construction:
Tube: NBR black, smooth, electrically conductive
Reinforcement: Textile wrapped, zinc plated double steel wire helix and two cossed copper wires
Cover: SBR/EPDM, black, abrasion resistant, ozone resistant, oil resistant (SAE J517:2013)
Temperature range: -40˚C do +90˚C (for oils +100˚C)

Vakum -0,9 bar

Unudrašnji prečnik		Debljina zida	Spoljašnji Ø	Radni pritisak	Broj ulozaka	Radijus savijanja	Težina	Dužina kotura
mm	inch	mm	mm	bar		mm	kg/m	m
13,0	1/2	5,0	23,0	10	2	35	0,35	40
16,0	3/8	5,0	26,0	10	2	40	0,50	40
19,0	3/4	5,0	29,0	10	2	45	0,60	40
25,0	1	5,0	35,0	10	2	55	0,70	40
30,0		5,0	40,0	10	2	60	0,80	40
32,0	1-1/4	5,0	42,0	10	2	65	0,90	40
35,0		5,0	45,0	10	2	75	1,00	40
38,0	1-1/2	5,0	48,0	10	2	80	1,10	40
40,0		5,0	50,0	10	2	100	1,15	40
50,8	2	5,5	61,8	10	2	130	1,30	40
60,0		5,5	71,0	10	2	150	1,80	40
63,0	2-1/2	6,0	75,0	10	2	180	2,00	40
70,0		6,0	82,0	10	2	330	2,40	40
76,0	3	6,0	88,0	10	2	350	2,55	40
101,4	4	7,0	115,4	10	2	400	3,90	40
127,0	5	8,5	144,0	10	2	600	5,00	40
152,4	6	9,0	170,4	10	2	800	7,60	40

Crevo TM2

Crevo za naftu I naftne derivatre EN12115:2011

Konstrukcija creva:
Unutra:NBR crna, glatka, elektro provodna sintetička guma
Ojačanje:oplet od tekstilnih vlakana, i 2 ukrsene bakarne žice.
Spolja: CR guma otporna na trenje i vremenske uslove i ulja Temperaturni opseg -30˚C do +90˚C

Hose construction:
Tube: NBR black, smooth, electrically conductive
Reinforcement: Textile braided and two cossed copper wires
Cover: CR, black, abrasion resistant, ozone resistant, oil resistant Temperature range: -30˚C do +90˚C

Vakum -0,9 bar

Unudrašnji prečnik		Debljina zida	Spoljašnji Ø	Radni pritisak	Broj ulozaka	Radijus savijanja	Težina	Dužina kotura
mm	inch	mm	mm	bar		mm	kg/m	m
25,0	1	6,0	37,0	20	2	150	0,80	40
32,0	1-1/4	6,0	44,0	20	2	175	1,05	40
38,0	1-1/2	6,5	51,0	20	2	225	1,30	40
50,0		8,0	66,0	20	2	275	1,90	40
63,5	2-1/2	8,0	79,5	20	2	300	2,20	40
75,0		8,0	91,0	20	2	350	2,80	40
100,00		8,0	116,0	20	2	450	3,80	40

Crevo TEU/1360

Crevo za benzinske pumpe
EN 1360:2005



Konstrukcija creva:
Unutra:NBR crna, glatka, elektro provodna sintetička guma
Ojačanje: oplet od tekstilnih vlakana
Spolja: CR, crna, glatka elektroprovodna guma
Temperaturni opseg -30˚C do +60˚C

Hose construction:
Tube: NBR black, smooth, electrically conductive
Reinforcement: Textile wrapped
Cover: CR, black, smooth, elecrically conductive
Temperature range: -30˚C do +60˚C

Primena:
Crevo za bezolovna goriva (EN 228:2008), sa kiseonikom prema EEC85/536 I aromaticnim sadrzajem do 50%. Pogodno za prenos minralnih ulja I dizel goriva (EN590:2010), goriva po (DIN 51 603 deo 1-5) kao hidrauličnih ulja na bazi mineralnih ulja.

Application:
For unleaded fuels (EN 228:2008) with oxygen components limited according to EEC 85/536 and with an aromatic content of 50%. Suitable for industrial oils (EN 590:2010), fuel oils (DIN 51 603 part 1-5) and mineral-oil based hydraulic oils.

Unudrašnji prečnik		Debljina zida	Spoljašnji Ø	Radni pritisak	Broj ulozaka	Radijus savijanja	Težina	Dužina kotura
mm	inch	mm	mm	bar		mm	kg/m	m
16,0	5/8	5,0	26,0	16	2	80	0,46	-
19,0	3/4	6,0	31,0	16	2	100	0,66	-
21,0		5,5	32,0	16	2	130	0,63	-

Crevo TOF319

Crevo za benzinske pumpe



Konstrukcija creva:
Unutra:NBR/BR crna, glatka, elektro provodna sintetička guma
Ojačanje: oplet od tekstilnih vlakana
Spolja: NBR/EPDM, crna, glatka guma, otporna na abrazije, ulja i vremenske uslove
Temperaturni opseg -40˚C do +100˚C

Hose construction:
Tube: NBR/BR black, smooth, electrically conductive
Reinforcement: Textile wrapped
Cover: NBR/SBR, black, smooth, abrasion resistant, oil resistant and weather resistant
Temperature range: -40˚C do +100˚C

Primena:
Crevo za bezolovna goriva (EN 228:2008). Pogodno za prenos minralnih ulja I dizel goriva (EN590:2010), kerozina I zagrejanog ulja po (DIN 51 603 deo 1-5).
Njie podržano po standard EN 1360:2005

Application:
For unleaded fuels (EN 228:2008). Suitable for industrial oils (EN 590:2010), kerosene and heating oils (DIN 51 603 part 1-5).

Does not conform to standard EN1360:2005

Unudrašnji prečnik		Debljina zida	Spoljašnji Ø	Radni pritisak	Broj ulozaka	Radijus savijanja	Težina	Dužina kotura
mm	inch	mm	mm	bar		mm	kg/m	m
15,9	5/8	5,0	26,0	20	2	100	0,43	50
19,0	3/4	6,0	31,0	20	2	120	0,62	50
25,0	1	6,0	37,0	20	2	150	0,80	50

Crevo TU10

Višenamensko crevo za mineralna ulja

Konstrukcija creva:
Unutra:NBR crna, glatka, elektro provodna guma
Ojačanje: oplet od tekstilnih vlakana
Spolja: NBR/EPDM, crna, glatka guma, otporna na abrazije, ulja i vremenske uslove
Elektricna provodnost: R<10^6Ω/m
Temperaturni opseg -40˚C do +80˚C

Hose construction:
Tube: NBR black, smooth, electrically conductive
Reinforcement: Textile wrapped two copper wires
Cover: NBR/SBR, black, smooth, abrasion resistant, oil resistant and weather resistant
Electrically conductive: R<10^6Ω/m
Temperature range: -40˚C do +80˚C

Primena:
Crevo za bezolovna goriva (EN 228:2008). Pogodno za prenos minralnih ulja I dizel goriva (EN590:2010), kerozina I zagrejanog ulja po (DIN 51 603 deo 1-5).

Application:
For unleaded fuels (EN 228:2008). Suitable for industrial oils (EN 590:2010), kerosene and heating oils (DIN 51 603 part 1-5).

Unudrašnji prečnik		Debljina zida	Spoljašnji Ø	Radni pritisak	Broj ulozaka	Radijus savijanja	Težina	Dužina kotura
mm	inch	mm	mm	bar		mm	kg/m	m
5,0	3/16	3,5	12,0	10	2	40	0,10	100
6,0	1/4	3,0	12,0	10	2	45	0,15	100
8,0	5/16	3,0	14,0	10	2	55	0,12	100
10,0	3/8	3,5	17,0	10	2	60	0,17	50
13,0	1/2	3,5	20,0	10	2	80	0,24	50
16,0	5/8	4,0	24,0	10	2	100	0,33	50
19,0	3/4	4,5	28,0	10	2	120	0,43	50
22,0		4,5	31,0	10	2	132	0,50	50
25,0	1	5,0	35,0	10	2	150	0,62	50

TU25

Višenamensko crevo za mineralna ulja



Konstrukcija creva:
Unutra:NBR crna, glatka, elektro provodna guma
Ojačanje: oplet od tekstilnih vlakana
Spolja: NBR/EPDM, crna, glatka guma, otporna na abrazije, ulja i vremenske uslove
Elektricna provodnost: R<10^6Ω/m
Temperaturni opseg -40˚C do +80˚C

Hose construction:
Tube: NBR black, smooth, electrically conductive
Reinforcement: Textile wrapped two copper wires
Cover: NBR/SBR, black, smooth, abrasion resistant, oil resistant and weather resistant
Electrically conductive: R<10^6Ω/m
Temperature range: -40˚C do +80˚C

Primena:
Crevo za bezolovna goriva (EN 228:2008). Pogodno za prenos minralnih ulja I dizel goriva (EN590:2010), kerozina I zagrejanog ulja po (DIN 51 603 deo 1-5) i komprimovani vazduh.
Nije za benzinske pumpe

Application:
For unleaded fuels (EN 228:2008). Suitable for industrial oils (EN 590:2010), kerosene and heating oils (DIN 51 603 part 1-5) and compressed air.
Not to be used as a petrol pump hose.

Unudrašnji prečnik		Debljina zida	Spoljašnji Ø	Radni pritisak	Broj ulozaka	Radijus savijanja	Težina	Dužina kotura
mm	inch	mm	mm	bar		mm	kg/m	m
6,0	1/4	4,0	14,0	25	2	40	0,17	100
8,0	5/16	4,0	16,0	25	2	50	0,19	100
10,0	3/8	4,0	18,0	25	2	60	0,23	50
13,0	1/2	4,0	21,0	25	2	80	0,28	50
16,0	5/8	4,5	25,0	25	2	100	0,38	50
19,0	3/4	5,0	29,0	25	2	120	0,50	50
20,0		5,0	30,0	25	2	120	0,52	50
25,0	1	5,5	36,0	25	2	150	0,73	50

TU40

Crevo za mineralna ulja

Konstrukcija creva:
Unutra:NBR crna, glatka, elektro provodna guma
Ojačanje: oplet od tekstilnih vlakana
Spolja: NBR/EPDM, crna, glatka guma, otporna ulja i vremenske uslove
Elektricna provodnost: R<10^6Ω/m
Temperaturni opseg -45˚C do +90˚C, ulje -45˚C do +90˚C, komprimovani vazduh -45˚C do +70˚C

Hose construction:
Tube: NBR black, smooth, electrically conductive
Reinforcement: Textile wrapped two copper wires
Cover: SBR/NVC, black, smooth, oil resistant and weather resistant
Electrically conductive: R<10^6Ω/m
Temperature range: -40˚C do +90˚C, oils -40˚C do +90˚C, compressed air -40˚C do +70˚C

Primena:
Pogodno za prenos zagrejanih minralnih ulja I dizel goriva (EN590:2010) i komprimovanog vazduha.
Nije za benzinske pumpe

Application:
Suitable for heating industrial oils and disel (EN 590:2010and compressed air.
Not to be used as a petrol pump hose.

Unudrašnji prečnik		Debljina zida	Spoljašnji Ø	Radni pritisak	Broj ulozaka	Radijus savijanja	Težina	Dužina kotura
mm	inch	mm	mm	bar		mm	kg/m	m
4,0		3,5	11,0	40	2	50	0,11	-
6,0	1/4	3,5	13,0	40	2	64	0,15	-
8,0	5/16	3,5	15,0	40	2	73	0,18	-
10,0	3/8	3,5	17,0	40	2	77	0,22	-

Crevo FBD

Crevo za pneumatske kočnice
DIN 74310:1993

Konstrukcija creva:
Unutra:NBR/SBR crna, glatka, uljno otporna guma
Ojačanje: oplet od tekstilnih vlakana
Spolja: EPDM/SBR, crna, glatka guma, otporna na abrazije
Temperaturni opseg -40˚C do +70˚C

Hose construction:
Tube: NBR/SBR black, smooth, oil resistant
Reinforcement: Textile wrapped two copper wires
Cover: NBR/SBR, black, smooth, abrasion resistant
Temperature range: -40˚C do +70˚C

Primena:
Kočiono crevo za vozila sa pneumatskim kočnicama I ostale pneumatske siteme na vozilima. 100% testirano na pritisak.

Application:
Brake hose for vehicle air brake system and other pneumatic szstem in vehicles.

Unudrašnji prečnik		Debljina zida	Spoljašnji Ø	Radni pritisak	Broj ulozaka	Radijus savijanja	Težina	Dužina kotura
mm	inch	mm	mm	bar		mm	kg/m	M
9,0		3,5	16,0	10	2	65	0,20	50
11,0	7/16	3,5	18,0	10	2	70	0,23	50
13,0	1/2	6,0	25,0	10	2	80	0,50	50

Crevo FUB

Crevo gorivo

Konstrukcija creva:
Unutra:NBR, crna, glatka, ozon I uljno otporna guma
Ojačanje: oplet od tekstilnih vlakana
Spolja: CR/NBR, crna, glatka, ozon I uljno otporna guma
Temperaturni opseg -40˚C do +100˚C
Fuel: -30˚C do +70˚C

Hose construction:
Tube: NBR/SBR black, smooth, oil resistant
Reinforcement: Textile wrapped two copper wires
Cover: NBR/SBR, black, smooth, abrasion resistant
Temperature range: -40˚C to +100˚C
Fuel: -30˚C to +70˚C

Primena:
Crevo za gorivo, bezolovni benzin (EN228:2008), dizel (EN590:2010) za automobile, kamione I traktore. Za goriva čiji je madržaj metal alkohola max. 10%

Application:
Suitable for the delivery of unleaded fuels (EN228:2008) and disel oils (EN590:2010) for cars, trucks and tractors. Suitable for fules with a contain of methyl-alcohol of max- 10%

Unudrašnji prečnik		Debljina zida	Spoljašnji Ø	Radni pritisak	Broj ulozaka	Radijus savijanja	Težina	Dužina kotura
mm	Inch	mm	mm	bar		mm	kg/m	M
3,2	1/8	3,0	9,2	12	2	32	0,08	50
4,0		3,0	10,0	12	2	44	0,08	50
5,0	3/16	3,0	11,0	12	2	50	0,11	50
5,5		3,0	11,5	12	2	55	0,11	50
6,0		3,0	12,0	12	2	60	0,10	50
6,3	1/4	3,0	12,3	12	2	63	0,10	50
7,0		3,0	13,0	12	2	70	0,12	50
7,5		3,0	13,5	12	2	75	0,13	50
8,0	5/16	3,0	14,0	12	2	80	0,13	50
9,0		3,0	15,0	12	2	90	0,14	50
9,5	3/8	3,0	15,5	12	2	95	0,15	50
10,0		3,0	16,0	12	2	100	0,16	50
12,0		3,5	19,0	12	2	120	0,21	50

Crevo FR5

Crevo za Freon i CO2

Konstrukcija creva:
Unutra:Polyamid
Ojačanje: oplet od polyester vlakana
Spolja: antiabrazioni poliuretan
Temperaturni opseg -45˚C do +120˚C

Hose construction:
Tube: Polyamide
Reinforcement: Reinforcement braid in polyester fiber
Cover: Antiabrasion polyurethane
Temperature range: -45˚C to +120˚C

Primena:
Crevo za protok R22, R143A, R404, R407, R410, R507 kao i C02

Application:
Hose for flow R22, R143A, R404, R407, R410, R507 also and C02

Unudrašnji prečnik		Spoljašnji Ø	Radni pritisak	Rasprskavajući pritiska	Radijus savijanja	Težina
mm	Inch	mm	bar	bar	mm	g/m
2,10	1/12	6,00	120	600	15	28
4,00	5/32	8,20	120	600	30	43
6,40	1/4	11,90	120	600	75	86
8,10	5/16	14,20	60	300	89	120
9,70	3/8	15,60	60	300	100	134
12,90	1/2	19,30	60	300	125	180
16,00	5/8	22,30	45	225	165	209
19,20	3/4	25,30	45	225	250	257
25,40	1	32,30	45	225	300	344

Crevo DS1

Crevo za paru

EN ISO 6134:2005 Type 2 class A
(menja 2825:1994)

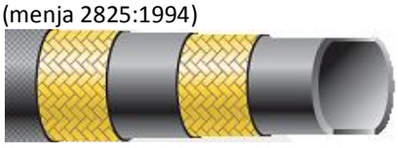

Konstrukcija creva:
Unutra:EPDM crna, glatka, elektro provodna
Ojačanje: oplet od pocinkovane žice
Spolja: EPDM, brna elektro provodna
Temperaturni opseg +210˚C (zasićena para) +120˚C vrela voda

Hose construction:
Tube: EPDM, black, smooth, electrically conductive
Reinforcement: steel wire braided yinc-plated
Cover: EPDM, black, electricallz conductive
Temperature range: +210˚C (saturated stream) +120˚C (hot water)

Vakum do DN32: -0,8bar, do DN50: -0,4bar

- **Nije po EN ISO 6134:2005**

Vacum: up to DN32: -0,8bar, up to DN50: -0,4bar
*** No EN ISO 6134:2005**

Unudrašnji prečnik		Debljina zida	Spoljašnji Ø	Radni pritisak bar		Broj ulozaka	Radijus savijanja	Težina	Dužina kotura
mm	Inch	mm	mm	Para	Vrela voda		mm	kg/m	m
13,0	1/2	6,0	25,0	18	55	2	80	0,55	40
16,0	5/8	6,0	28,0*	18	55	2	90	0,60	40
19,0	3/4	6,0	31,0*	18	55	2	110	0,70	40
19,0	3/4	7,0	33,0	18	55	2	110	0,85	40
25,0	1	7,5	40,0	18	55	2	180	1,10	40
32,0	1-1/4	8,0	48,0	18	55	2	250	1,55	40
38,0	1-1/2	8,0	54,0	18	55	2	300	1,80	40
50,0		9,0	68,0	18	55	2	420	2,65	40
50,8	2	9,0	68,8	18	55	2	420	2,65	40

Crevo DS1

Crevo za paru

EN ISO 6134:2005 Type 2 class A
(menja 2825:1994)

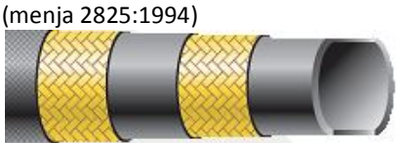

Konstrukcija creva:
Unutra:EPDM crna, glatka, elektro provodna
Ojačanje: oplet od pocinkovane žice
Spolja: EPDM, brna elektro provodna
Temperaturni opseg +210˚C (zasićena para) +120˚C vrela voda

Hose construction:
Tube: EPDM, black, smooth, electrically conductive
Reinforcement: steel wire braided yinc-plated
Cover: EPDM, black, electricallz conductive
Temperature range: +210˚C (saturated stream) +120˚C (hot water)

Vakum do DN32: -0,8bar, do DN50: -0,4bar

- **Nije po EN ISO 6134:2005**

Vacum: up to DN32: -0,8bar, up to DN50: -0,4bar
*** No EN ISO 6134:2005**

Unudrašnji prečnik		Debljina zida	Spoljašnji Ø	Radni pritisak bar		Broj ulozaka	Radijus savijanja	Težina	Dužina kotura
mm	Inch	mm	mm	Para	Vrela voda		mm	kg/m	m
13,0	1/2	6,0	25,0	18	55	2	80	0,55	40
16,0	5/8	6,0	28,0*	18	55	2	90	0,60	40
19,0	3/4	6,0	31,0*	18	55	2	110	0,70	40
19,0	3/4	7,0	33,0	18	55	2	110	0,85	40
25,0	1	7,5	40,0	18	55	2	180	1,10	40
32,0	1-1/4	8,0	48,0	18	55	2	250	1,55	40
38,0	1-1/2	8,0	54,0	18	55	2	300	1,80	40
50,0		9,0	68,0	18	55	2	420	2,65	40
50,8	2	9,0	68,8	18	55	2	420	2,65	40

Para i vrela voda

DH1

Crevo za vrelu vodu



Konstrukcija creva:
Unutra:SBR, crna, glatka guma
Ojačanje: tekstilni oplet
Spolja: Zastitna od staklenih vlakana
Temperaturni opseg +95˚C vruća voda, spoljni izvor toplote oko 300˚C(za DH1), oko 500˚C (DH3)

Hose construction:
Tube:SBR, black, smooth,
Reinforcement: Textile wrapped
Cover: Glass babric cover
Temperature range: +95˚C for hot water, radiation temperature ~300˚C (for DH1), ~500˚C (for DH3)

DH1 sa 1 opletom od staklenih vlakana, DH3 sa 3 opleta od staklenih vlakana (na zahtev)

DH1 with 1 glass fabric cover, DH3 with 3 glass fabric cover (on request)

Unudrašnji prečnik		Debljina zida	Spoljašnji Ø	Radni pritisak	Broj ulozaka	Radijus savijanja	Težina	Dužina kotura
mm	Inch	mm	mm	bar		mm	kg/m	m
13,0	1/2	5,5	24,0	12	2	50	0,50	40
19,0	3/4	5,5	30,0	12	2	95	0,60	40
25,0	1	6,0	37,0	12	2	125	0,75	40
32,0	1-1/4	6,0	44,0	12	2	160	1,00	40
35,0	1-3/8	6,0	47,0	12	2	175	1,15	40
38,0	1-1/2	7,0	52,0	12	2	190	1,35	40
38,0	1-1/2	8,0	54,0	12	2	200	1,55	40
40,0		7,0	54,0	10	2	200	1,45	40
50,0		7,0	64,0	8	2	250	1,75	40

DHH

Crevo za vrelu vodu



Konstrukcija creva:
Unutra:EPDM, crna, glatka guma, otporna na povišenu temperaturu
Ojačanje: tekstilni oplet
Spolja: EPDM, crna guma, otporna na povišenu temperaturu i vremenske uslove
Temperaturni opseg -45˚C do +120˚C

Hose construction:
Tube:EPDM, black, smooth, heat resistant
Reinforcement: Textile wrapped
Cover: EPDM, back, resistant to heat, ozon and weather
Temperature range: -45˚C to +120˚C

Unudrašnji prečnik		Debljina zida	Spoljašnji Ø	Radni pritisak	Broj ulozaka	Radijus savijanja	Težina	Dužina kotura
mm	Inch	mm	mm	bar		mm	kg/m	m
13,0	1/2	5,0	23,0	10	2	50	0,35	40
16,0	5/8	5,0	26,0	10	2	80	0,40	40
19,0	3/4	5,0	29,0	10	2	100	0,50	40
25,0	1	5,0	35,0	10	2	125	0,60	40
25,0	1	5,5	36,0	10	2	125	0,65	40
32,0	1-1/4	6,0	44,0	10	2	150	0,80	40
38,0	1-1/2	6,0	50,0	10	2	190	1,05	40
51,0	2	7,5	66,0	10	2	223	1,20	40
63,5	2-1/2	7,5	78,5	10	2	270	1,95	40
102,0	4	10,0	122,0	10	4	370	4,30	40
76,0	3	8,0	92,0	10	4	310	2,50	40

Crevo RESIST U UPE-P

Crevo za hemiju EN12115:2011
TRbF 131/2:1992

Konstrukcija creva:
Unutra:UPE, providan, gladak, izolacioni
Ojačanje: Specijalna gumena folija, tekstil, 2 bakarna provodnika, spiralna pocinkovana čelična žica
Spolja: EPDM, crna, elektroprovodna guma, otporna na abrazije i vremenske uslove
Temperaturni opseg za ispustanje medijuma do 100˚C, savitljivo je do -35˚C, čišćenje bez pritiska do130˚C max 30 min

Hose construction:
Tube:UPE, transparent, smooth, insulating
Reinforcement: Special rubber foil, textile, 2 crossed coper wires, zinc plated steel wire helix
Cover: EPDM, black, electrically conductive, abrasion resistant, weather resistant
Temperature range: Tube, depanding on the discharge medium up to +100˚C, hose flexible down to -35˚C, stream cleaning without pressure up to 130˚C max 30min

Vakum do-0,9bar **Vacum to -0,9bar**

Unudrašnji prečnik		Debljina zida	Spoljašnji Ø	Radni pritisak	Broj ulozaka	Radijus savijanja	Težina	Dužina kotura
mm	Inch	mm	mm	bar		mm	kg/m	m
25,0	1	6,0	37,0	16	2	225	1,00	40
32,0	1-1/4	6,0	44,0	16	2	265	1,20	40
38,0	1-1/2	6,5	51,0	16	2	340	1,40	40
50,0		8,0	66,0	16	2	415	2,30	40
63,5	2-1/2	8,0	79,5	16	2	450	3,00	40
75,0		8,0	91,0	16	2	525	3,45	40
100,0		8,0	116,0	16	2	675	5,20	40

Crevo RESIST E EPDM

Crevo za hemiju EN12115:2011
TRbF 131/2:1992



Konstrukcija creva:
Unutra:EPDM, crna, glatka elektroprovodna guma,
Ojačanje:, tekstil, 2 bakarna provodnika, spiralna pocinkovana čelična žica Spolja: EPDM, crna elektroprovodna guma, otporna vremenske uslove
Temperaturni opseg za ispustanje medijuma do +95˚C, savitljivo je do -35˚C, čišćenje bez pritiska do130˚C max 30 min

Hose construction:
Tube:SBR, black, smooth, electricallz conductive
Reinforcement: textile, 2 crossed coper wires, zinc plated steel wire helix
Cover: EPDM, black, electrically conductive, abrasion resistant, weather resistant
Temperature range: Tube, depanding on the discharge medium up to +95˚C, hose flexible down to -35˚C, stream cleaning without pressure up to 130˚C max 30min

Vakum do-0,9bar **Vacum to -0,9bar**

Unudrašnji prečnik		Debljina zida	Spoljašnji Ø	Radni pritisak	Broj ulozaka	Radijus savijanja	Težina	Dužina kotura
mm	Inch	mm	mm	bar		mm	kg/m	m
19,0	3/4	6,0	31,0	16	2	125	0,80	40
25,0	1	6,0	37,0	16	2	150	0,95	40
32,0	1-1/4	6,0	44,0	16	2	175	1,15	40
38,0	1-1/2	6,5	51,0	16	2	225	1,45	40
50,0		8,0	66,0	16	2	275	2,10	40
63,5		8,0	79,5	16	2	300	2,75	40
75,0		8,0	91,0	16	2	350	3,15	40
100,0		8,0	116,0	16	2	450	4,45	40

Crevo PTFE

Teflon crevo

Konstrukcija creva:
Unutra:PTFE, Teflon, glatko
Ojačanje: jedan inoks oplet (AISI 304)
Temperaturni opseg -60˚C do 260˚C

Hose construction:
Tube:PTFE, smooth
Reinforcement: one inox braided (AISI 304)
Temperature range: -60˚C to 260˚C

Unudrašnji prečnik		Debljina zida	Spoljašnji Ø	Radni pritisak	Rasprskavajući pritisak	Radijus savijanja	Težina
mm	Inch	Mm	mm	bar	bar	mm	g/m
3,20	1/8	1,00	6,50	275	1100	25	70
4,80	3/16	0,90	7,80	200	800	35	90
6,35	1/4	0,90	9,40	175	700	45	110
8,00	5/16	0,90	11,30	150	600	50	150
9,50	3/8	0,90	12,80	135	540	55	172
12,70	1/2	0,90	16,20	120	480	70	244
16,00	5/8	0,90	19,50	100	400	130	300
19,00	3/4	1,00	22,60	90	360	190	367
25,40	1	1,10	29,70	65	260	270	503

Crevo GAC

Crevo za acetilen



Konstrukcija creva:
Unutra: EPDM, crna, glatka guma.
Ojačanje: tekstilni oplet
Spolja: EPDM crvena guma
Temperaturni opseg -30˚C do +70˚C
Po standardu ISO 3821:2008
Progodno za: vodonik, ugljen dioksid, argon I azot za varenje I sečenje
Nije pogodno za LPG, MPS I CNG

Hose construction:
Tube: EPDM rubber, black smooth,
Reinforcement: textile braided
Cover: EPDM rubber, red, smooth
Temperature range: -30˚C to +70˚C
Standard: ISO 3821:2008
Suitable for: hydrogen, carbon dioxide, argon, nitrogen for welding and cutting
Not suitable for LPG, MPS and CNG

Unudrašnji prečnik		Debljina zida	Spoljašnji Ø	Radni pritisak	Broj ulozaka	Radijus savijanja	Težina	Dužina kotura
mm	Inch	mm	mm	bar		mm	kg/m	
4,0		3,5	11,0	20	2	40	0,11	50
5,0	3/16	3,5	12,0	20	2	40	0,15	50
6,3		3,0	12,3	20	2	40	0,12	50
6,3	1/4	3,5	13,3	20	2	40	0,15	50
8,0		3,0	14,0	20	2	40	0,14	50
8,0	5/16	3,5	15,0	20	2	40	0,18	50
9,0		3,0	15,0	20	2	45	0,16	50
9,0		3,5	16,0	20	2	45	0,19	50
10,0		3,0	16,0	20	2	50	0,17	50
10,0	3/8	3,5	17,0	20	2	50	0,21	50
12,5	1/2	5,0	22,5	20	2	65	0,40	50
16,0	5/8	5,0	26,0	20	2	80	0,47	50
20,0		5,0	30,0	20	2	100	0,58	50
25,0	1	5,0	35,0	20	2	120	0,70	50

GOX

Crevo za kiseonik

Konstrukcija creva:
Unutra: EPDM, crna, glatka guma.
Ojačanje: tekstilni oplet
Spolja: EPDM plava guma
Temperaturni opseg -30˚C do +70˚C
Po standardu ISO 3821:2008, EN559:2003
Nije pogodno za LPG, MPS I CNG

Hose construction:
Tube: EPDM rubber, black smooth,
Reinforcement: textile braided
Cover: EPDM rubber, blue, smooth
Temperature range: -30˚C to +70˚C
Standard: ISO 3821:2008, EN559:2003
Not suitable for LPG, MPS and CNG

Unudrašnji prečnik		Debljina zida	Spoljašnji Ø	Radni pritisak	Broj ulozaka	Radijus savijanja	Težina	Dužina kotura
mm	Inch	mm	mm	bar		mm	kg/m	
4,0		3,5	11,0	20	2	40	0,11	50
5,0	3/16	3,5	12,0	20	2	40	0,13	50
6,3		3,0	12,3	20	2	40	0,12	50
6,3	1/4	3,5	13,3	20	2	40	0,15	50
6,3	1/4	5,0	16,3	20	2	40	0,24	50
8,0		3,0	14,0	20	2	40	0,14	50
8,0	5/16	3,5	15,0	20	2	40	0,18	50
9,0		3,0	15,0	20	2	45	0,16	50
9,0		3,5	16,0	20	2	45	0,19	50
9,0		5,5	20,0	20	2	45	0,36	50
10,0		3,0	16,0	20	2	50	0,17	50
10,0	3/8	3,5	17,0	20	2	50	0,21	50
12,5	1/2	5,0	22,5	20	2	65	0,40	50
16,0	5/8	5,0	26,0	20	2	80	0,48	50
20,0		5,5	31,0	20	2	100	0,63	50
25,0	1	5,0	35,0	20	2	125	0,70	50

GWPB

Crevo za varenje



Konstrukcija creva:
Unutra: SBR/NBR, crna, glatka guma.
Ojačanje: tekstilni oplet
Spolja: EPDM narandžasta guma
Temperaturni opseg -30˚C do +70˚C
Po standardu ISO 3821:2008, EN559:2003
Pogodno za: LPG, CNG i MPS

Hose construction:
Tube: SBR/NBR rubber, black smooth,
Reinforcement: textile braided
Cover: EPDM rubber, orange, smooth
Temperature range: -30˚C to +70˚C
Standard: ISO 3821:2008,
EN559:2003
Suitable: LPG, CNG i MPS

Unudrašnji prečnik		Debljina zida	Spoljašnji Ø	Radni pritisak	Broj ulozaka	Radijus savijanja	Težina	Dužina kotura
mm	Inch	mm	mm	bar		mm	kg/m	
4,0		3,5	11,0	20	2	40	0,11	50
5,0	3/16	3,5	12,0	20	2	40	0,12	50
6,3		3,0	12,3	20	2	40	0,11	50
6,3	1/4	3,5	13,3	20	2	40	0,14	50
8,0		3,0	14,0	20	2	40	0,13	50
8,0	5/16	3,5	15,0	20	2	40	0,16	50
9,0		3,0	15,0	20	2	45	0,15	50
9,0		3,5	16,0	20	2	45	0,18	50
10,0		3,0	16,0	20	2	50	0,16	50
10,0	3/8	3,5	17,0	20	2	50	0,19	50
12,5	1/2	3,0	22,5	20	2	65	0,37	50

PVC

Konstrukcija creva:
Unutra: PVC.
Ojačanje oplet od poliestera
Spolja: PVC
Temperaturni opseg -15˚C do +60˚C

Hose construction:
Tube: PVC
Reinforcement: polyester reinforcement
Cover: PVC
Temperature range: -15˚C to +60˚C

Unudrašnji Ø	Spoljašnji Ø	Radni pritisak	Rasprskavajući pritisak	Težina	Dužina kotura
mm	mm	bar	bar	g/m	m
6	11	20	60	86	100
6	12	20	60	106	100
8	13	20	60	107	100
8	14	20	60	130	100
10	15	15	45	130	100
12	17	15	45	145	100
13	18	12	36	155	100
15	21	10	30	217	100
16	22	10	30	230	100
19	25	10	30	265	50
25	32	10	30	400	50
30	38	8	24	550	50
32	42	8	24	744	25
35	45	7	21	803	25
38	48	7	21	865	25
40	50	7	21	900	25
45	55	7	21	1000	25
50	60	7	21	1100	25

Čaure, Priključci, Adapteri

Čaure, Hidraulični priključci, Adapteri

Čaure

- Čaura 1SN....31
- Čaura univerzalna 1SN/2SN/2SC....31
- Čaura 2SN....32
- Čaura 4SP....32
- Čaura 4SH....33
- Čaura R13/R15....33
- Čaura GC, GT, G....34
- Čaura TFLON (PTFE)....34
- Čaura MTK....35

Hidraulični priključci

- DKL....36
- DKL 45....37
- DKL 90....38
- DKOL....39
- DKOL 45....40
- DKOL 90....41
- CEL....42
- DKS....43
- DKS 90....44
- DKS 45....45
- DKOS....46
- DKOS 90....47
- DKOS 45....48
- CES....49
- DKR....50
- DKR 90....51
- DKR 45....52
- DKR-RC....52
- DKR-RC 90....53
- AGR-K....53
- AGR....54
- AGR-RC....54
- DKJ....55
- DKJ 90....55
- DKJ 45....56
- AGJ....56
- API....57
- API hex....57
- AGN....58
- ORFS....58
- ORFS 90....59
- ORFS 45....59
- ORS....60
- RNM....60
- BOLT – M – Šuplji vijak....61
- RNR....61
- BOLT – R – Šuplji vijak....62
- BEL....62
- BEL 90....63
- BEL 45....63
- BES....64
- BES 90....64
- BES 45....65
- SFL – 3000psi....65
- SFL 90 – 3000psi....66
- SFL 45 – 3000psi....66
- SFS – 6000psi....67
- SFS 90 – 6000psi....67
- SFS 45 – 6000psi....68
- SFS Supercat – 9000psi....68
- SFS 90 Supercat – 9000psi....69
- SFS 45 Supercat – 9000psi....69
- Steck-O....70
- Steck-O 90....70
- Karcher L16....71
- Karcher L22....71
- Karcher....71

Adapteri

- Adapter G-G S-S....72
- Adapter redukcija G-G S-S....72
- Adapter M-M S-S 60°....73
- Ostali adapteri i redukcije....73

Čaura 1SN

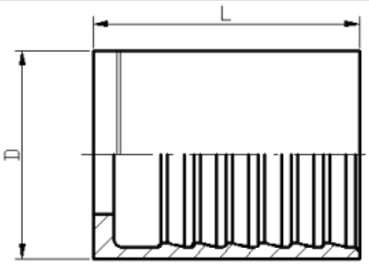

DN	D (mm)	L (mm)	Oznaka
04	11.5	17	Caura 1SN DN 04
05	16.0	23	Caura 1SN DN05
06	19.0	30.2	Caura 1SN DN06
08	21.0	30.2	Caura 1SN DN08
10	24.0	32.0	Caura 1SN DN10
12 (13)	28.0	34.0	Caura 1SN DN13
16	31.0	36.8	Caura 1SN DN16
19 (20)	36.0	42.5	Caura 1SN DN20
25	44.0	51.0	Caura 1SN DN25
31 (32)	53.0	60.0	Caura 1SN DN32
38 (40)	60.0	67.0	Caura 1SN DN40
51 (50)	75.5	70.0	Caura 1SN DN50

Čaura univerzalna 1SN/2SN/2SC

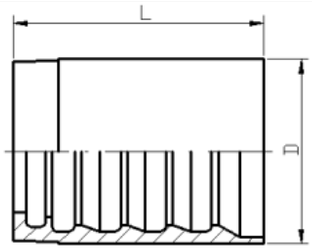

DN	D (mm)	L (mm)	Oznaka
06	21.0	30.2	Caura 1SN/2SN DN06
08	23.0	30.2	Caura 1SN/2SN DN08
10	26.0	32.0	Caura 1SN/2SN DN10
12 (13	29.0	34.0	Caura 1SN/2SN DN13
16	33.0	36.8	Caura 1SN/2SN DN16
19 (20	37.0	42.5	Caura 1SN/2SN DN20
25	46.0	51,0	Caura 1SN/2SN DN25

Čaura 2SN

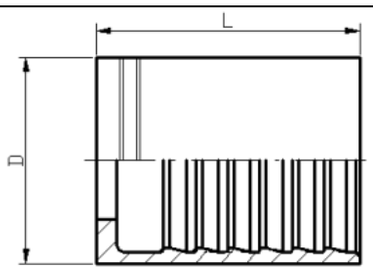

DN	D (mm)	L (mm)	Oznaka
06	21.0	30.2	Caura 2SN DN06
08	23.0	30.2	Caura 2SN DN08
10	26.0	32.0	Caura 2SN DN10
12 (13)	29.0	34.0	Caura 2SN DN13
16	33.0	36.8	Caura 2SN DN16
19 (20)	37.0	42.5	Caura 2SN DN20
25	46.0	51.0	Caura 2SN DN25
31 (32)	55.0	60.0	Caura 2SN DN32
38 (40)	67.0	67.0	Caura 2SN DN40
51 (50)	80.0	72.0	Caura 2SN DN50

Čaura 4SP

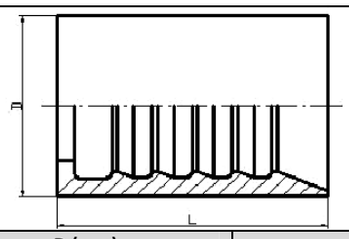

DN	D (mm)	L (mm)	Oznaka
10	26.0	38.0	Caura 4SP DN10
12 (13)	30.0	42.0	Caura 4SP DN13
16	33.0	45.0	Caura 4SP DN16
19 (20)	38.0	52.0	Caura 4SP DN20
25	45.0	61.0	Caura 4SP DN25
31 (32)	58.0	62.0	Caura 4SP DN32
38 (40)	68.0	70.0	Caura 4SP DN40
51 (50)	80.0	79.0	Caura 4SP DN50

Čaura 4SH

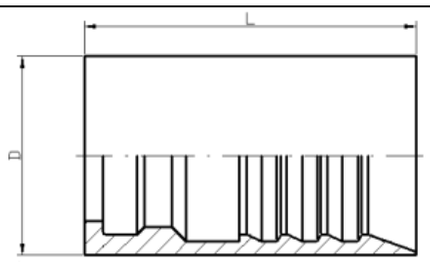

DN	D (mm)	L (mm)	Oznaka
19 (20)	40.0	63.0	Caura 4SH DN20
25	49.0	73.0	Caura 4SH DN25
31 (32)	55.0	83.0	Caura 4SH DN32
38 (40)	63.0	88.0	Caura 4SH DN40
51 (50)	80.0	93.8	Caura 4SH DN50

Čaura R13/R15

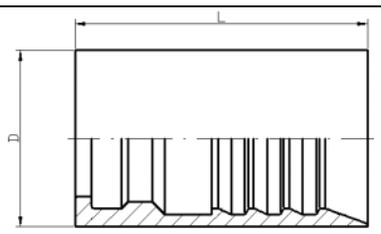



DN	D (mm)	L (mm)	Oznaka
19 (20)	40	63.0	Caura R13/R15 DN20
25	49	73.0	Caura R13/R15 DN25
31 (32)	60 8	83.0	Caura R13/R15 DN32
38 (40)	69.5	88.0	Caura R13/R15 DN40
51 (50)	86.5	93.8	Caura R13/R15 DN50

Čaura GC,GT,G

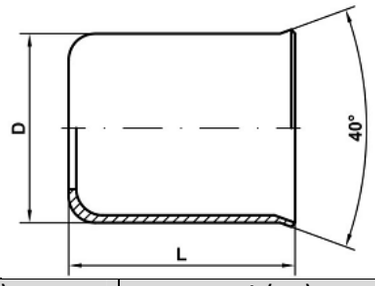

DN	D (mm)	L (mm)	Oznaka
04	13	17	Caura GT DN04
06	15	17	Caura GT DN06
07	18	20	Caura GT DN08
10	21	25	Caura GT DN10
13	25	30	Caura GT DN13

Čaura TEFLON (PTFE)

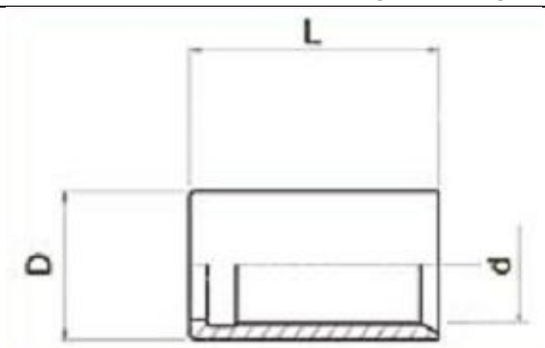

DN	d (mm)	D (mm)	L (mm)	Oznaka
03	7,8	11,0	17,0	Caura TEFLON DN03
05	10,0	14,0	26,0	Caura TEFLON DN05
06	11,0	15,0	30,0	Caura TEFLON DN06
08	13,0	17,0	30,0	Caura TEFLON DN08
10	15,0	19,0	32,0	Caura TEFLON DN10
12	18,5	24,0	34,0	Caura TEFLON DN12
16	22,0	28,0	37,0	Caura TEFLON DN16
19	25,0	30,0	41,0	Caura TEFLON DN19
25	32,0	38,0	45,0	Caura TEFLON DN25

Čaura MTK

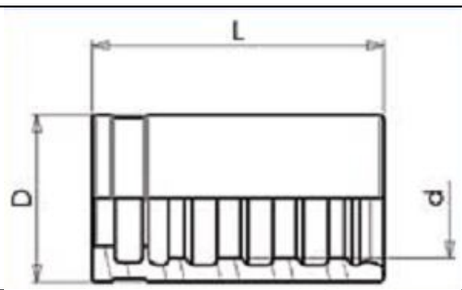

DN	d (mm)	D (mm)	L (mm)	Oznaka
1/8”	7,8	11,0	17.2	Caura MTK DN03
5/32"	8.6	12.0	20.1	Caura MTK DN04
3/16”	10,7	15,0	27.0	Caura MTK DN05
1/4”	12,4	17,0	29.0	Caura MTK DN06
5/16"	15,4	20,0	30.0	Caura MTK DN08
3/8”	17,0	22,0	32.0	Caura MTK DN10
1/2”	21,5	27,0	34.0	Caura MTK DN12
5/8”	24,0	29.0	37.0	Caura MTK DN16
3/4”	27,1	33,0	41.0	Caura MTK DN19
1”	35,5	42,0	47.0	Caura MTK DN25

DKL

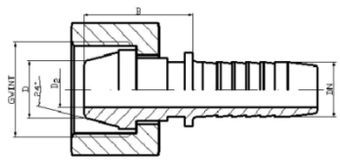

DN	Za cev D	Navoj	D2 (mm)	B (mm)	Oznaka
3.7	6	M12x1	2.0	34.0	DKL DN3.7 M12x1
3.7	6	M12x1,5	2.0	34.0	DKL DN3.7 M12x1,5
4	6	M12x1	2.0	34.0	DKL DN04 M12x1
4	6	M12x1,5	2.0	34.0	DKL DN04 M12x1,5
5	5	M10x1	3.0	17.0	DKL DN05 M10x1
5	6	M12x1	3.0	20.0	DKL DN05 M12x1
5	6	M12x1,5	3.0	20.0	DKL DN05 M12x1,5
6	5	M10x1	4.0	17.0	DKL DN06 M10x1
6	6	M12x1	4.0	20.0	DKL DN06 M12x1
6	6	M12x1,25	4.0	20.0	DKL DN06 M12x1,25
6	6	M12x1,5	4.0	20.0	DKL DN06 M12x1,5
6	8	M14x1,5	4.0	20.0	DKL DN06 M14x1,5
6	10	M16x1,5	4.0	21.5	DKL DN06 M16x1,5
6	12	M18x1,5	4.0	21.5	DKL DN06 M18x1,5
6	16	M22x1,5	4.0	25.0	DKL DN06 M22x1,5
8	8	M14x1,5	5.5	22.0	DKL DN08 M14x1,5
8	10	M16x1,5	5.5	21.5	DKL DN08 M16x1,5
8	12	M18x1,5	5.5	21.5	DKL DN08 M18x1,5
8	15	M22x1,5	5.5	25.0	DKL DN08 M22x1,5
8	16	M22x1,5	5.5	25.0	DKL DN08 M22x1,5
10	10	M16x1	7.0	21.5	DKL DN10 M16x1
10	10	M16x1,5	7.0	21.5	DKL DN10 M16x1,5
10	12	M18x1,5	7.0	21.5	DKL DN10 M18x1,5
10	15	M22x1,5	7.0	23.5	DKL DN10 M22x1,5
10	16	M22x1,5	7.0	23.5	DKL DN10 M22x1,5
13	12	M18x1,5	9.0	26.0	DKL DN13 M18x1,5
13	14	M20x1,5	9.0	25.0	DKL DN13 M20x1,5
13	15	M22x1,5	9.0	25.0	DKL DN13 M22x1,5
13	16	M22x1,5	9.0	25.0	DKL DN13 M22x1,5
13	18	M27x1,5	9.0	26.0	DKL DN13 M27x1,5
13	18	M27x2	9.0	26.0	DKL DN13 M27x2
13	18	M26x1,5	9.0	26.0	DKL DN13 M26x1,5
16	16	M24x2	12.5	26.0	DKL DN16 M24x2
16	16	M22x1,5	12.5	26.0	DKL DN16 M22x1,5
16	18	M27x1.5	12.5	26.0	DKL DN16 M27x1.5
16	18	M27x2	12.5	26.0	DKL DN16 M27x2
16	18	M26x1,5	12.5	26.0	DKL DN16 M26x1,5
16	22	M30x1,5	12.5	29.0	DKL DN16 M30x1,5
16	22	M33x1,5	12.5	29.0	DKL DN16 M33x1,5
16	22	M33x2	12.5	29.0	DKL DN16 M33x2
20	22	M30x1,5	15.0	29.0	DKL DN20 M30x1,5
20	22	M30x2	15.0	29.0	DKL DN20 M30x2
20	22	M33x1,5	15.0	29.0	DKL DN20 M33x1,5
20	22	M33x2	15.0	29.0	DKL DN20 M33x2
20	28	M36x2	15.0	33.0	DKL DN20 M36x2
25	28	M36x2	20.0	33.0	DKL DN25 M36x2
25	28	M38x1,5	20.0	33.0	DKL DN25 M38x1,5
25	28	M38x2	20.0	33.0	DKL DN25 M38x2
32	35	M45x1,5	26.0	33.0	DKL DN32 M45x1,5
32	35	M45x2	26.0	33.0	DKL DN32 M45x2
32	42	M52x2	26.0	36.0	DKL DN32 M52x2
40	42	M52x2	32.0	36.0	DKL DN40 M52x2

DKL 45

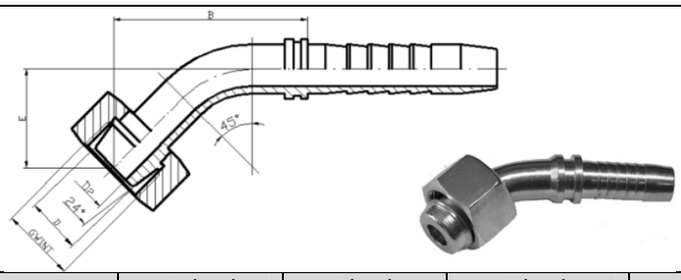

DN	Za cev D	Navoj	D2 (mm)	E (mm)	B (mm)	Oznaka
3.7	6	M12x1	2.0	17	53	DKL 45 DN3.7 M12x1
3.7	6	M12x1,5	2.0	17	53	DKL 45 DN3.7 M12x1,5
4	6	M12x1	2.0	17	53	DKL 45 DN04 M12x1
4	6	M12x1,5	2.0	17	53	DKL 45 DN04 M12x1,5
5	5	M10x1	3.0	17	35	DKL 45 DN05 M10x1
5	6	M12x1	3.0	17	35	DKL 45 DN05 M12x1
5	6	M12x1,5	3.0	17	35	DKL 45 DN05 M12x1,5
6	5	M10x1	4.0	17	35	DKL 45 DN06 M10x1
6	6	M12x1,5	4.0	17	35	DKL 45 DN06 M12x1,5
6	8	M14x1,5	4.0	17	35	DKL 45 DN06 M14x1,5
6	10	M16x1,5	4.0	18	36	DKL 45 DN06 M16x1,5
8	8	M16x1,5	5.5	18	38	DKL 45 DN08 M16x1,5
8	10	M16x1,5	5.5	18	38	DKL 45 DN08 M16x1,5
8	12	M18x1,5	5.5	18	39	DKL 45 DN08 M18x1,5
8	15	M22x1,5	7.0	18	39	DKL 45 DN08 M22x1,5
8	16	M22x1,5	7.0	18	39	DKL 45 DN08 M22x1,5
10	10	M16x1,5	7.0	18	40	DKL 45 DN10 M16x1,5
10	12	M18x1,5	7.0	18	40	DKL 45 DN10 M18x1,5
10	15	M22x1,5	7.0	18	40	DKL 45 DN10 M22x1,5
10	16	M22x1,5	7.0	19	40	DKL 45 DN10 M22x1,5
13	12	M18x1,5	9.0	22	48	DKL 45 DN13 M18x1,5
13	14	M20x1,5	9.0	22	48	DKL 45 DN13 M20x1,5
13	15	M22x1,5	9.0	22	48	DKL 45 DN13 M22x1,5
13	16	M22x1,5	9.0	27	49	DKL 45 DN13 M22x1,5
13	18	M26x1,5	9.0	28	48	DKL 45 DN13 M26x1,5
13	18	M27x1,5	9.0	28	48	DKL 45 DN13 M27x1.5
13	18	M27x2	9.0	28	48	DKL 45 DN13 M27x2
16	18	M27x2	12.5	28	54	DKL 45 DN16 M27x2
16	18	M26x1,5	12.5	28	54	DKL 45 DN16 M26x1,5
16	18	M27x1,5	12,5	28	54	DKL 45 DN16 M27x1.5
16	22	M30x1,5	12.5	28	55	DKL 45 DN16 M30x1,5
16	22	M30x2	12.5	28	55	DKL 45 DN16 M30x2
20	22	M30x1,5	15.0	30	65	DKL 45 DN20 M30x1,5
20	22	M30x2	15.0	30	65	DKL 45 DN20 M30x2
20	22	M33x1,5	15.0	30	65	DKL 45 DN20 M33x1,5
20	22	M33x2	15.0	30	65	DKL 45 DN20 M33x2
20	28	M36x2	15.0	30	65	DKL 45 DN20 M36x2
25	28	M36x2	20.0	37	82	DKL 45 DN25 M36x2
25	28	M38x1,5	20.0	37	82	DKL 45 DN25 M38x1,5
25	28	M38x2	20.0	37	82	DKL 45 DN25 M38x2
32	35	M45x2	26.0	39	115	DKL 45 DN32 M45x2
32	42	M52x2	26.0	39	115	DKL 45 DN32 M52x2
40	42	M52x2	26.0	52	100	DKL 45 DN40 M52x2

DKL 90

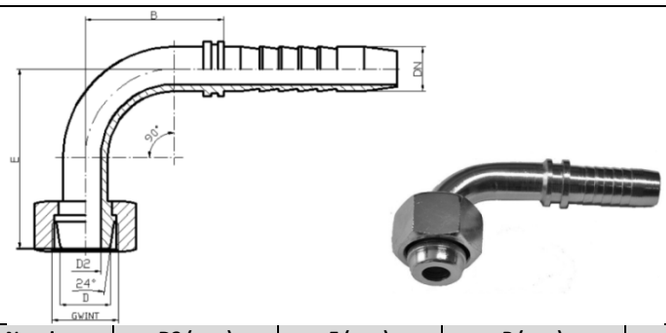

DN	Za cev D	Navoj	D2 (mm)	E (mm)	B (mm)	Oznaka
3.7	6	M12x1	2.0	24	36	DKL 90 DN3.7 M12x1,5
3.7	6	M12x1,5	2.0	24	36	DKL 90 DN3.7 M12x1,5
4	6	M12x1	2.0	24	36	DKL 90 DN04 M12x1
4	6	M12x1,5	2.0	24	36	DKL 90 DN04 M12x1,5
5	5	M10x1	3.0	30	30	DKL 90 DN05 M10x1
5	6	M12x1	3.0	30	30	DKL 90 DN05 M12x1
5	6	M12x1,5	3.0	30	30	DKL 90 DN05 M12x1,5
6	5	M10x1	4.0	30	30	DKL 90 DN06 M10x1
6	6	M12x1,5	4.0	30	30	DKL 90 DN06 M12x1,5
6	8	M14x1,5	4.0	30	30	DKL 90 DN06 M14x1,5
6	10	M16x1,5	4.0	30	30	DKL 90 DN06 M16x1,5
6	12	M18x1,5	4.0	30	30	DKL 90 DN06 M18x1,5
8	8	M14x1,5	5.5	32	35	DKL 90 DN08 M14x1,5
8	10	M16x1,5	5.5	32	35	DKL 90 DN08 M16x1,5
8	12	M18x1,5	5.5	34	35	DKL 90 DN08 M18x1,5
8	15	M22x1,5	7.0	34	35	DKL 90 DN08 M22x1,5
8	16	M22x1,5	7.0	34	35	DKL 90 DN08 M22x1,5
10	10	M16x1,5	7.0	34	35	DKL 90 DN10 M16x1,5
10	12	M18x1,5	7.0	34	35	DKL 90 DN10 M18x1,5
10	15	M22x1,5	7.0	34	35	DKL 90 DN10 M22x1,5
10	16	M22x1,5	7.0	34	35	DKL 90 DN10 M22x1,5
13	14	M20x1,5	9.0	42	43	DKL 90 DN13 M20x1,5
13	15	M22x1,5	9.0	42	43	DKL 90 DN13 M22x1,5
13	16	M22x1,5	9.0	42	43	DKL 90 DN13 M22x1,5
13	18	M26x1,5	9.0	42	43	DKL 90 DN13 M26x1,5
13	18	M27x1,5	9.0	42	43	DKL 90 DN13 M27x1,5
13	18	M27x2	9.0	42	43	DKL 90 DN13 M27x2
16	16	M24x2	12.5	52	55	DKL 90 DN16 M24x2
16	18	M27x2	12.5	52	55	DKL 90 DN16 M27x2
16	18	M26x1,5	12.5	52	55	DKL 90 DN16 M26x1,5
16	18	M27x1,5	12.5	52	55	DKL 90 DN16 M27x1,5
16	22	M30x1,5	12.5	62	55	DKL 90 DN16 M30x1,5
16	22	M30x2	12.5	62	55	DKL 90 DN16 M30x2
20	22	M30x1,5	15.0	62	62	DKL 90 DN20 M30x1,5
20	22	M30x2	15.0	62	62	DKL 90 DN20 M30x2
20	22	M33x1,5	15.0	62	62	DKL 90 DN20 M33x1,5
20	22	M33x2	15.0	62	62	DKL 90 DN20 M33x2
20	28	M36x2	15.0	62	62	DKL 90 DN20 M36x2
25	28	M36x2	20.0	70	75	DKL 90 DN25 M36x2
25	28	M38x1,5	20.0	70	75	DKL 90 DN25 M38x1,5
25	28	M38x2	20.0	70	75	DKL 90 DN25 M38x2
32	35	M45x2	26.0	84	94	DKL 90 DN32 M45x2
32	42	M52x2	26.0	84	94	DKL 90 DN32 M52x2
40	42	M52x2	32.0	100	115	DKL 90 DN40 M52x2

DKOL

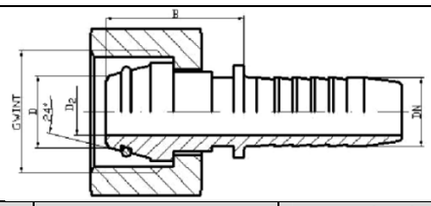

DN	Za cev D	Navoj	D2 (mm)	B (mm)	Oznaka
3.7	6	M14x1,5	2.0	36	DKOL DN3.7 M14x1,5
4	6	M14x1,5	2.0	36	DKOL DN04 M14x1,5
5	6	M14x1,5	3.0	22	DKOL DN05 M14x1,5
6	6	M14x1,5	4.0	22	DKOL DN06 M14x1,5
6	8	M16x1,5	4.0	24	DKOL DN06 M16x1,5
6	10	M18x1,5	4.0	24	DKOL DN06 M18x1,5
6	12	M20x1,5	4.0	25	DKOL DN06 M20x1,5
8	8	M16x1,5	5.5	25	DKOL DN08 M16x1,5
8	10	M18x1,5	5.5	25	DKOL DN08 M18x1,5
8	12	M20x1,5	5.5	25	DKOL DN08 M20x1,5
8	14	M22x1,5	5.5	26	DKOL DN08 M22x1,5
10	10	M18x1,5	7.0	26	DKOL DN10 M18x1,5
10	12	M20x1,5	7.0	26	DKOL DN10 M20x1,5
10	14	M22x1,5	7.0	26	DKOL DN10 M22x1,5
10	16	M24x1,5	7.0	28	DKOL DN10 M24x1,5
13	14	M22x1,5	9.0	28	DKOL DN13 M22x1,5
13	16	M24x1,5	9.0	28	DKOL DN13 M24x1,5
13	20	M30x2	12.5	28	DKOL DN13 M30x2
16	16	M24x1,5	12.5	28	DKOL DN16 M24x1,5
16	20	M30x1,5	12.5	28	DKOL DN16 M30x1,5
16	20	M30x2	12.5	28	DKOL DN16 M30x2
16	25	M36x2	12.5	30	DKOL DN16 M36x2
20	20	M30x2	15.0	30	DKOL DN20 M30x2
20	25	M36x2	15.0	30	DKOL DN20 M36x2
25	30	M42x2	20.0	40	DKOL DN25 M42x2
25	38	M52x2	20.0	40	DKOL DN25 M52x2
32	38	M52x2	26.0	45	DKOL DN32 M52x2

DKOL 45

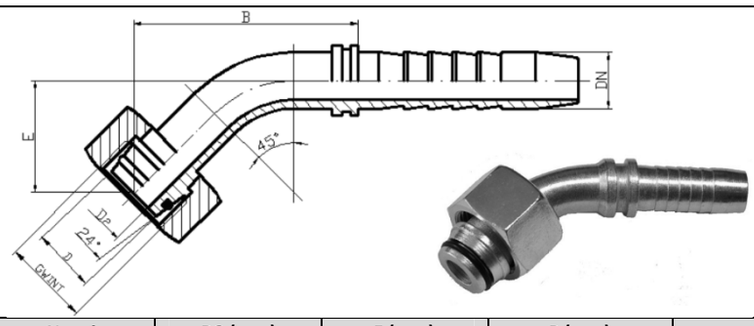

DN	Za cev D	Navoj	D2 (mm)	E (mm)	B (mm)	Oznaka
3.7	6	M12x1	2.0	18	54	DKOL 45 DN3.7 M12x1
3.7	6	M12x1,5	2.0	18	54	DKOL 45 DN3.7 M12x1,5
4	6	M12x1	2.0	18	54	DKOL 45 DN04 M12x1
4	6	M12x1,5	2.0	18	54	DKOL 45 DN04 M12x1,5
5	6	M12x1	3.0	15	40	DKOL 45 DN05 M12x1
5	6	M12x1,5	3.0	15	40	DKOL 45 DN05 M12x1,5
6	6	M12x1,5	4.0	15	40	DKOL 45 DN06 M12x1,5
6	8	M14x1,5	4.0	16	41	DKOL 45 DN06 M14x1,5
6	10	M16x1,5	4.0	17	42	DKOL 45 DN06 M16x1,5
6	12	M18x1,5	4.0	17	42	DKOL 45 DN06 M18x1,5
8	8	M16x1,5	5.5	18	45	DKOL 45 DN08 M16x1,5
8	10	M16x1,5	5.5	18	45	DKOL 45 DN08 M16x1,5
8	12	M18x1,5	5.5	19	45	DKOL 45 DN08 M18x1,5
10	10	M16x1,5	5.5	18	44	DKOL 45 DN10 M16x1,5
10	12	M18x1,5	7.0	18	44	DKOL 45 DN10 M18x1,5
10	15	M22x1,5	7.0	18	42	DKOL 45 DN10 M22x1,5
10	16	M22x1,5	7.0	18	42	DKOL 45 DN10 M22x1,5
13	15	M22x1,5	9.0	22	58	DKOL 45 DN13 M22x1,5
13	16	M22x1,5	9.0	22	58	DKOL 45 DN13 M22x1,5
13	18	M26x1,5	9.0	22	57	DKOL 45 DN13 M26x1,5
13	18	M27x1,5	9.0	22	57	DKOL 45 DN13 M27x1,5
13	18	M27x2	9.0	22	57	DKOL 45 DN13 M27x2
16	18	M26x1,5	12.5	27	68	DKOL 45 DN16 M26x1,5
16	18	M27x2	12.5	25	68	DKOL 45 DN16 M27x2
16	18	M27x1,5	12.5	25	68	DKOL 45 DN16 M27x1,5
16	22	M30x1,5	12.5	27	68	DKOL 45 DN16 M30x1,5
16	22	M30x2	12.5	27	68	DKOL 45 DN16 M30x2
20	22	M30x1,5	15.0	30	80	DKOL 45 DN20 M30x1,5
20	22	M30x2	15.0	30	80	DKOL 45 DN20 M30x2
20	22	M33x2	15.0	30	80	DKOL 45 DN20 M33x2
20	28	M36x2	15.0	30	80	DKOL 45 DN20 M36x2
25	28	M36x2	20.0	37	82	DKOL 45 DN25 M36x2
32	35	M45x2	26.0	39	115	DKOL 45 DN32 M45x2
40	42	M52x2	32.0	53	113	DKOL 45 DN40 M52x2

DKOL 90

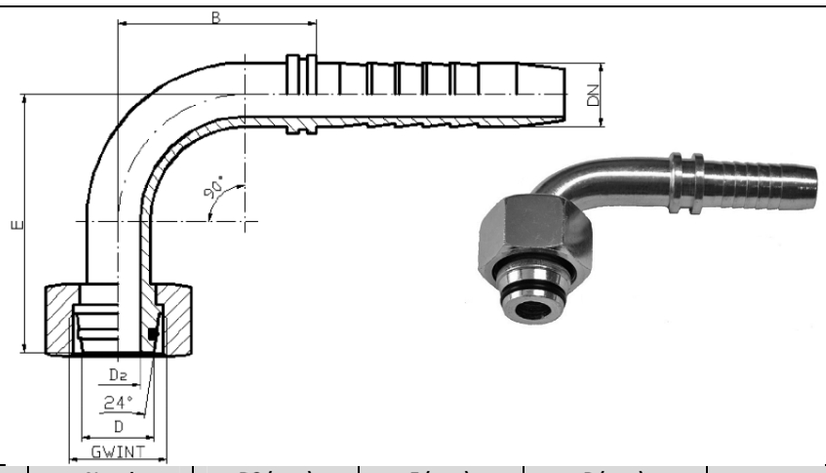

DN	Za cev D	Navoj	D2 (mm)	E (mm)	B (mm)	Oznaka
3.7	6	M12x1	2.0	26	36	DKOL 90 DN3.7 M12x1
3.7	6	M12x1,5	2.0	26	36	DKOL 90 DN3.7 M12x1,5
4	6	M12x1	2.0	26	36	DKOL 90 DN04 M12x1
4	6	M12x1,5	2.0	26	36	DKOL 90 DN04 M12x1,5
5	6	M12x1	3.0	30	30	DKOL 90 DN05 M12x1
5	6	M12x1,5	3.0	30	30	DKOL 90 DN05 M12x1,5
6	6	M12x1,5	4.0	30	30	DKOL 90 DN06 M12x1,5
6	8	M14x1,5	4.0	30	30	DKOL 90 DN06 M14x1,5
6	10	M16x1,5	4.0	30	30	DKOL 90 DN06 M16x1,5
6	12	M18x1,5	4.0	30	30	DKOL 90 DN06 M18x1,5
8	8	M14x1,5	5.5	32	35	DKOL 90 DN08 M14x1,5
8	10	M16x1,5	5.5	32	35	DKOL 90 DN08 M16x1,5
8	12	M18x1,5	5.5	34	35	DKOL 90 DN08 M18x1,5
10	10	M16x1,5	7.0	34	35	DKOL 90 DN10 M16x1,5
10	12	M18x1,5	7.0	34	35	DKOL 90 DN10 M18x1,5
10	15	M22x1,5	7.0	34	35	DKOL 90 DN10 M22x1,5
10	16	M22x1,5	7.0	34	35	DKOL 90 DN10 M22x1,5
13	15	M22x1,5	9.0	42	43	DKOL 90 DN13 M22x1,5
13	16	M22x1,5	9.0	42	43	DKOL 90 DN13 M22x1,5
13	18	M26x1,5	9.0	42	43	DKOL 90 DN13 M26x1,5
13	18	M27x1,5	9.0	42	43	DKOL 90 DN13 M27x1,5
13	18	M27x2	9.0	42	43	DKOL 90 DN13 M27x2
16	18	M26x1,5	12.5	52	55	DKOL 90 DN16 M26x1,5
16	18	M27x2	12.5	52	55	DKOL 90 DN16 M27x2
16	18	M27x1.5	12.5	52	55	DKOL 90 DN16 M27x1,5
16	22	M30x1,5	12.5	52	55	DKOL 90 DN16 M30x1,5
16	22	M30x2	12.5	52	55	DKOL 90 DN16 M30x2
20	22	M30x1,5	15.0	62	62	DKOL 90 DN20 M30x1,5
20	22	M30x2	15.0	62	62	DKOL 90 DN20 M30x2
20	22	M33x2	15.0	62	62	DKOL 90 DN20 M33x2
20	28	M36x2	15.0	62	62	DKOL 90 DN20 M36x2
25	28	M36x2	20.0	70	75	DKOL 90 DN25 M36x2
32	35	M45x2	26.0	84	94	DKOL 90 DN32 M45x2
40	42	M52x2	32.0	103	105	DKOL 90 DN40 M52x2

CEL

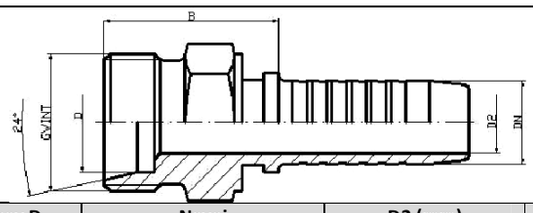

DN	Za cev D	Navoj	D2 (mm)	B (mm)	Oznaka
3.7	6	M12X1	3,0	27,0	CEL DN 3.7 M12x1
3.7	6	M12X1.5	3,0	27,0	CEL DN 3.7 M12x1.5
4	6	M12X1	3,0	27,0	CEL DN 04 M12x1
4	6	M12X1.5	3,0	27,0	CEL DN 04 M12x1.5
5	6	M12X1	3,0	27,0	CEL DN 05 M12x1
5	6	M12X1.5	3,0	27,0	CEL DN 05 M12x1.5
6	5	M10X1	4,0	27,0	CEL DN 06 M10x1
6	6	M12X1	4,0	27,0	CEL DN 06 M12x1
6	6	M12X1.5	4,0	27,0	CEL DN 06 M12x1.5
6	8	M14X1.5	4,0	27,0	CEL DN 06 M14x1.5
6	10	M16X1.5	4,0	27,0	CEL DN 06 M16x1.5
6	12	M18X1.5	4,0	23,0	CEL DN 06 M18x1.5
8	8	M14X1.5	5,5	27,0	CEL DN 08 M14x1.5
8	10	M16X1.5	5,5	27,0	CEL DN 08 M16x1.5
8	12	M18X1.5	5,5	27,0	CEL DN 08 M18x1.5
8	15	M22X1.5	5,5	23,0	CEL DN 08 M22x1.5
8	16	M22X1.5	5,5	23,0	CEL DN 08 M22x1.5
10	10	M16X1.5	7,0	27,0	CEL DN 10 M16x1.5
10	12	M18X1.5	7,0	23,0	CEL DN 10 M18x1.5
10	15	M22X1.5	7,0	23,0	CEL DN 10 M22x1.5
10	16	M22X1.5	7,0	23,0	CEL DN 10 M22x1.5
13	12	M18X1.5	9,0	19,0	CEL DN 12 M18x1.5
13	14	M20X1.5	9,0	22,0	CEL DN 12 M20x1.5
13	15	M22X1.5	9,0	22,0	CEL DN 12 M22x1.5
13	16	M22X1.5	9,0	22,0	CEL DN 12 M22x1.5
13	18	M26X1.5	9,0	27,0	CEL DN 12 M26x1.5
13	18	M27X1.5	9,0	27,0	CEL DN 12 M27x1.5
13	18	M27X2	9,0	27,0	CEL DN 12 M27x2
16	15	M22X1.5	12,5	23,0	CEL DN 16 M22x1.5
16	16	M22X1.5	12,5	23,0	CEL DN 16 M22x1.5
16	18	M27X1.5	12,5	28,0	CEL DN 16 M27x1.5
16	18	M27X2	12,5	28,0	CEL DN 16 M27x2
16	18	M26X1.5	12,5	28,0	CEL DN 16 M26x1.5
16	22	M30X1.5	12,5	28,0	CEL DN 16 M30x1.5
16	22	M30X2	12,5	28,0	CEL DN 16 M30x2
20	18	M26X1.5	15,0	28,0	CEL DN 19 M26x1.5
20	22	M30X1.5	15,0	28,0	CEL DN 19 M30x1.5
20	22	M30X2	15,0	28,0	CEL DN 19 M30x2
20	22	M33X1.5	15,0	28,0	CEL DN 19 M33x1.5
20	22	M33X2	15,0	28,0	CEL DN 19 M33x2
20	28	M36X2	15,0	31,0	CEL DN 19 M36x2
25	28	M36X2	20,0	31,0	CEL DN 25 M36x2
32	35	M45X2	26,0	36,0	CEL DN 32 M45x2
40	42	M52X2	32,0	40,0	CEL DN 40 M52x2

DKS

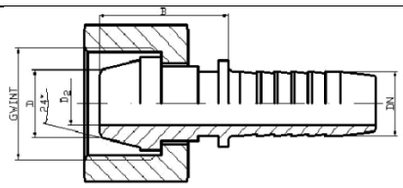

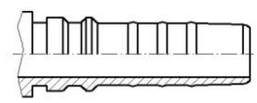

4SH DN20 ÷ DN50 (INTERLOCK)

R13-R15 6SH DN20 ÷ DN50 (INTERLOCK)

DN	Za cev D	Navoj	D2 (mm)	B (mm)	Oznaka
3.7	6	M14x1,5	2,0	34	DKS DN3.7 M14x1.5
4	6	M14x1,5	2,0	34	DKS DN04 M14x1.5
5	6	M14x1,5	3,0	20	DKS DN05 M14x1.5
6	6	M14x1,5	3,0	20	DKS DN06 M14x1.5
6	8	M16x1,5	4,0	22	DKS DN06 M16x1.5
6	10	M18x1,5	4,0	22	DKS DN06 M18x1.5
6	12	M20x1,5	4,0	22	DKS DN06 M20x1.5
8	10	M18x1,5	5,5	23	DKS DN08 M18x1.5
8	12	M20x1,5	5,5	23	DKS DN08 M20x1.5
8	14	M22x1,5	5,5	25	DKS DN08 M22x1.5
10	12	M20x1,5	7,0	23	DKS DN10 M20x1.5
10	14	M22x1,5	7,0	25	DKS DN10 M22x1.5
10	16	M24x1,5	7,0	25	DKS DN10 M24x1.5
13	12	M20x1,5	9,0	26	DKS DN13 M20x1.5
13	14	M22x1,5	9,0	25	DKS DN13 M22x1.5
13	14	M24x1,5	9,0	25	DKS DN13 M24x1.5
13	16	M24x1,5	9,0	25	DKS DN13 M24x1.5
13	20	M30x1,5	9,0	30	DKS DN13 M30x1.5
13	20	M30x2	9,0	30	DKS DN13 M30x2
16	16	M24x1,5	12,5	26	DKS DN16 M24x1.5
16	20	M30x2	12,5	30	DKS DN16 M30x2
16	25	M36x2	12,5	32	DKS DN16 M36x2
20	20	M30x2	15,0	30	DKS DN20 M30x2
20	25	M36x2	15,0	32	DKS DN20 M36x2
20	30	M42x2	15,0	32	DKS DN20 M42x2
25	25	M36x2	20,0	34	DKS DN25 M36x2
25	30	M42x2	20,0	34	DKS DN25 M42x2
25	38	M52x2	20,0	38	DKS DN25 M45x2
32	38	M52x2	25,0	40	DKS DN32 M52x2

DKS 90

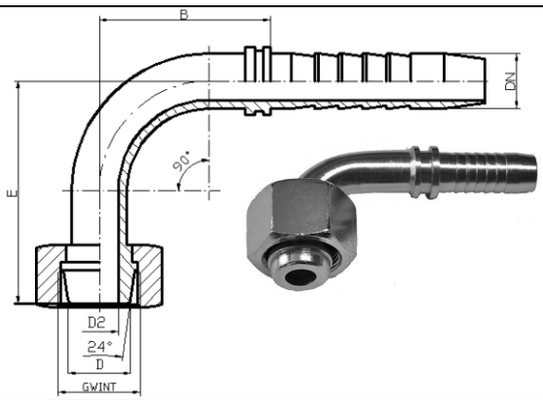

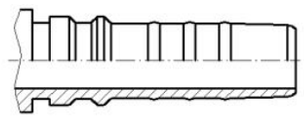

4SH DN20 ÷ DN50 (INTERLOCK)

R13-R15 6SH DN20 ÷ DN50 (INTERLOCK)

DN	Za cev D	Navoj	D2 (mm)	E (mm)	B (mm)	Oznaka
3.7	6	M14x1.5	2,0	24	36	DKS 90 DN3.7 M14X1.5
4	6	M14x1.5	2,0	24	36	DKS 90 DN04 M14X1.5
5	6	M14x1.5	3,0	30	30	DKS 90 DN05 M14X1.5
6	6	M14x1.5	4,0	30	30	DKS 90 DN06 M14X1.5
6	8	M16x1.5	4,0	30	30	DKS 90 DN06 M16X1.5
6	10	M18x1.5	4,0	31	30	DKS 90 DN06 M18X1.5
6	12	M20x1.5	4,0	32	30	DKS 90 DN06 M20X1.5
8	10	M18x1.5	4,0	34	35	DKS 90 DN08 M18X1.5
8	12	M20x1.5	5,5	35	35	DKS 90 DN08 M20X1.5
8	14	M22x1.5	5,5	34	35	DKS 90 DN08 M22X1.5
10	12	M20x1.5	7,0	34	35	DKS 90 DN10 M20X1.5
10	14	M22x1.5	7,0	34	35	DKS 90 DN10 M22X1.5
10	16	M24x1.5	7,0	34	35	DKS 90 DN10 M24X1.5
13	12	M20x1.5	9,0	42	43	DKS 90 DN13 M20X1.5
13	16	M24x1.5	9,0	42	43	DKS 90 DN13 M24X1.5
13	20	M30x1.5	9,0	43	43	DKS 90 DN13 M30X1.5
13	20	M30x2	9,0	43	43	DKS 90 DN13 M30X2
16	16	M24x1.5	12,5	55	55	DKS 90 DN16 M24X1.5
16	20	M30x1.5	12,5	55	55	DKS 90 DN16 M30X1.5
16	20	M30x2	12,5	55	55	DKS 90 DN16 M30X2
16	25	M36x2	12,5	55	55	DKS 90 DN16 M36X2
20	25	M36x1.5	15,0	64	64	DKS 90 DN20 M36X1.5
20	25	M36x2	15,0	64	64	DKS 90 DN20 M36X2
20	30	M42x2	15,0	64	64	DKS 90 DN20 M42X2
25	25	M36x2	20,0	72	72	DKS 90 DN25 M36X2
25	30	M42x2	20,0	72	72	DKS 90 DN25 M42X2
25	38	M52x2	20,0	72	72	DKS 90 DN25 M52X2
32	38	M52x2	26,0	84	94	DKS 90 DN32 M52X2

DKS 45

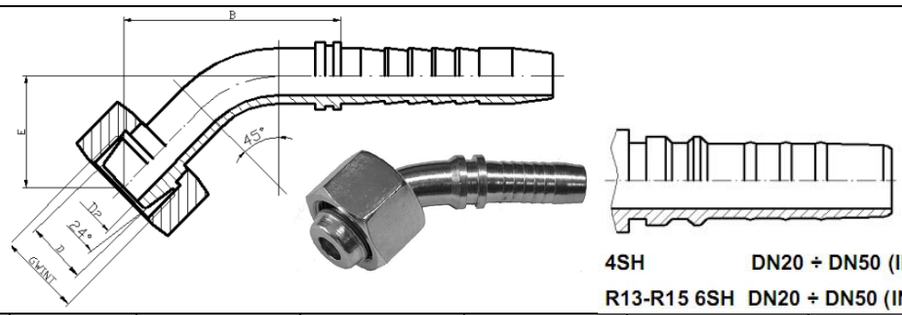

4SH DN20 ÷ DN50 (INTERLOCK)

R13-R15 6SH DN20 ÷ DN50 (INTERLOCK)

DN	Za cev D	Navoj	D2 (mm)	E (mm)	B (mm)	Oznaka
3.7	6	M14x1.5	2,0	17	53	DKS 45 DN3.7 M14X1.5
4	6	M14x1.5	2,0	17	53	DKS 45 DN04 M14X1.5
5	6	M14x1.5	3,0	17	41	DKS 45 DN05 M14X1.5
6	6	M14x1.5	4,0	17	41	DKS 45 DN06 M14X1.5
6	8	M16x1.5	4,0	17	41	DKS 45 DN06 M16X1.5
6	10	M18x1.5	4,0	17	41	DKS 45 DN06 M18X1.5
6	12	M20x1.5	4,0	17	41	DKS 45 DN06 M20X1.5
8	10	M18x1.5	4,0	18	47	DKS 45 DN08 M18X1.5
8	12	M20x1.5	5,5	17	46	DKS 45 DN08 M20X1.5
8	14	M22x1.5	5,5	18	47	DKS 45 DN08 M22X1.5
10	12	M20x1.5	7,0	18	40	DKS 45 DN10 M20X1.5
10	14	M22x1.5	7,0	18	42	DKS 45 DN10 M22X1.5
10	16	M24x1.5	7,0	19	42	DKS 45 DN10 M24X1.5
13	16	M24x1.5	9,0	21	57	DKS 45 DN13 M24X1.5
13	20	M30x1.5	9,0	22	66	DKS 45 DN13 M30X1.5
13	20	M30x2	9,0	22	66	DKS 45 DN13 M30X2
16	20	M30x1.5	12,5	28	71	DKS 45 DN16 M30X1.5
16	20	M30x2	12,5	28	71	DKS 45 DN16 M30X2
16	25	M36x1.5	12,5	28	71	DKS 45 DN16 M36X1.5
16	25	M36x2	12,5	28	71	DKS 45 DN16 M36X2
20	25	M36x1.5	15,0	33	85	DKS 45 DN20 M36X1.5
20	25	M36x2	15,0	33	85	DKS 45 DN20 M36X2
20	30	M42x2	15,0	39	83	DKS 45 DN20 M42X2
25	25	M36x2	15,0	39	83	DKS 45 DN25 M36X2
25	30	M42x2	20,0	39	83	DKS 45 DN25 M42X2
25	38	M52x2	20,0	39	82	DKS 45 DN25 M52X2
32	38	M52x2	26,0	39	115	DKS 45 DN32 M52X2

DKOS

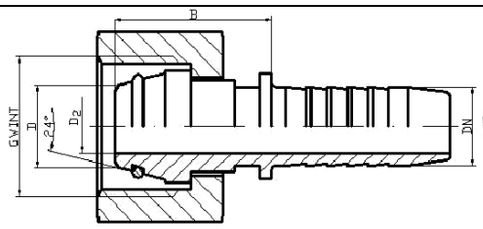

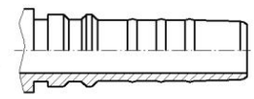

4SH DN20 ÷ DN50 (INTERLOCK)

R13-R15 6SH DN20 ÷ DN50 (INTERLOCK)

DN	Za cev D	Navoj	D2 (mm)	B (mm)	Oznaka
3.7	6	M14x1,5	2,0	36	DKOS DN3.7 M14x1.5
4	6	M14x1,5	2,0	36	DKOS DN04 M14x1.5
5	6	M14x1,5	3,0	22	DKOS DN05 M14x1.5
6	6	M14x1,5	4,0	24	DKOS DN06 M14x1.5
6	8	M16x1,5	4,0	24	DKOS DN06 M16x1.5
6	10	M18x1,5	4,0	25	DKOS DN06 M18x1.5
6	12	M20x1,5	4,0	25	DKOS DN06 M20x1.5
8	8	M16x1,5	5,5	25	DKOS DN08 M16x1.5
8	10	M18x1,5	5,5	25	DKOS DN08 M18x1.5
8	12	M20x1,5	5,5	25	DKOS DN08 M20x1.5
8	14	M22x1,5	5,5	26	DKOS DN08 M22x1.5
10	10	M18x1,5	7,0	26	DKOS DN10 M18x1.5
10	12	M20x1,5	7,0	26	DKOS DN10 M20x1.5
10	14	M22x1,5	7,0	26	DKOS DN10 M22x1.5
10	16	M24x1,5	7,0	28	DKOS DN10 M24x1.5
13	14	M22x1,5	9,0	28	DKOS DN13 M22x1.5
13	16	M24x1,5	9,0	28	DKOS DN13 M24x1.5
13	20	M30x2	12,5	28	DKOS DN13 M30x2
16	16	M24x1,5	12,5	28	DKOS DN16 M24x1.5
16	20	M30x1,5	12,5	28	DKOS DN16 M30x1,5
16	20	M30x2	12,5	28	DKOS DN16 M30x2
16	25	M36x2	12,5	30	DKOS DN16 M36x2
20	20	M30x2	15,0	30	DKOS DN20 M30x2
20	25	M36x2	15,0	30	DKOS DN20 M36x2
25	30	M42x2	20,0	40	DKOS DN25 M42x2
25	38	M52x2	20,0	40	DKOS DN25 M45x2
32	38	M52x2	26,0	45	DKOS DN32 M52x2

DKOS 90

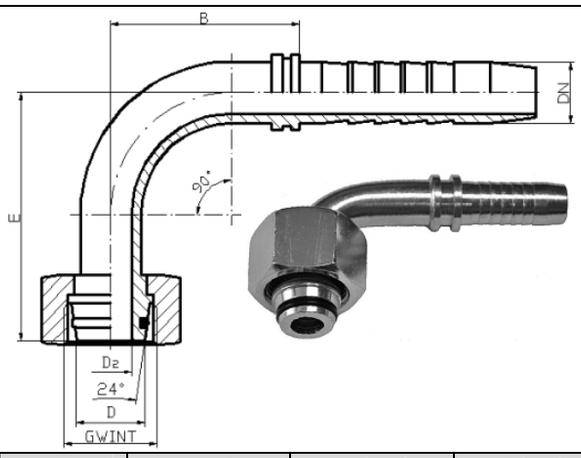

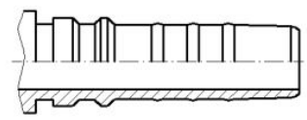

4SH DN20 ÷ DN50 (INTERLOCK)

R13-R15 6SH DN20 ÷ DN50 (INTERLOCK)

DN	Za cev D	Navoj	D2 (mm)	E (mm)	B (mm)	Oznaka
3.7	6	M14x1.5	2,0	26	36	DKOS 90 DN3.7 M14X1.5
4	6	M14x1.5	2,0	30	36	DKOS 90 DN04 M14X1.5
5	6	M14x1.5	3,0	30	30	DKOS 90 DN05 M14X1.5
6	6	M14x1.5	4,0	30	30	DKOS 90 DN06 M14X1.5
6	8	M16x1.5	4,0	30	30	DKOS 90 DN06 M16X1.5
6	10	M18x1.5	4,0	30	30	DKOS 90 DN06 M18X1.5
6	12	M20x1.5	4,0	31	30	DKOS 90 DN06 M20X1.5
8	8	M16x1.5	5,5	32	34	DKOS 90 DN08 M18X1.5
8	10	M18x1.5	5,5	32	35	DKOS 90 DN08 M18X1.5
8	12	M20x1.5	5,5	34	35	DKOS 90 DN08 M20X1.5
8	14	M22x1.5	5,5	35	35	DKOS 90 DN08 M22X1.5
10	10	M18x1.5	7,0	34	35	DKOS 90 DN10 M18X1.5
10	12	M20x1.5	7,0	34	35	DKOS 90 DN10 M20X1.5
10	14	M22x1.5	7,0	34	35	DKOS 90 DN10 M22X1.5
10	16	M24x1.5	7,0	34	35	DKOS 90 DN10 M24X1.5
13	12	M20x1.5	9,0	42	43	DKOS 90 DN13 M20X1.5
13	16	M24x1.5	9,0	42	43	DKOS 90 DN13 M24X1.5
13	20	M30x1.5	9,0	42	43	DKOS 90 DN13 M30X1.5
13	20	M30x2	12,5	55	55	DKOS 90 DN13 M30X2
16	20	M30x2	12,5	55	55	DKOS 90 DN16 M30X2
16	25	M36x2	12,5	55	55	DKOS 90 DN16 M36X2
20	20	M30x2	15,0	64	62	DKOS 90 DN20 M30x2
20	25	M36x2	15,0	64	62	DKOS 90 DN20 M36X2
20	30	M42x2	15,0	64	62	DKOS 90 DN20 M42X2
25	30	M42x2	20,0	72	75	DKOS 90 DN25 M42X2
32	38	M52x2	26,0	84	94	DKOS 90 DN32 M52X2

DKOS 45

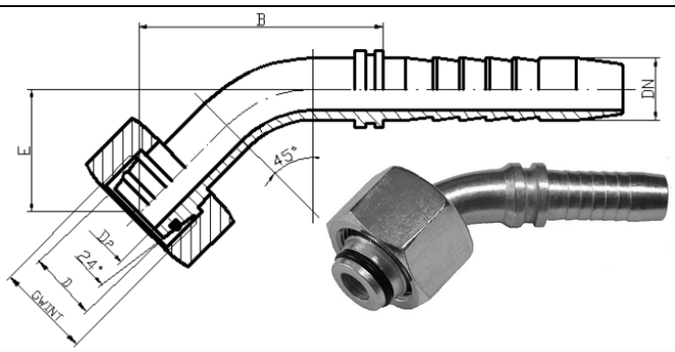

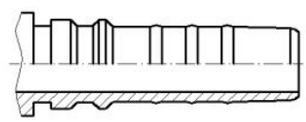

4SH DN20 ÷ DN50 (INTERLOCK)

R13-R15 6SH DN20 ÷ DN50 (INTERLOCK)

DN	Za cev D	Navoj	D2 (mm)	E (mm)	B (mm)	Oznaka
3.7	6	M14x1.5	2,0	18	54	DKOS 45 DN3.7 M14X1.5
4	6	M14x1.5	2,0	18	54	DKOS 45 DN04 M14X1.5
5	6	M14x1.5	3,0	15	40	DKOS 45 DN05 M14X1.5
6	6	M14x1.5	4,0	17	35	DKOS 45 DN06 M14X1.5
6	8	M16x1.5	4,0	17	35	DKOS 45 DN06 M16X1.5
6	10	M18x1.5	4,0	17	35	DKOS 45 DN06 M18X1.5
6	12	M20x1.5	4,0	17	35	DKOS 45 DN06 M20X1.5
8	8	M16x1.5	5,5	18	38	DKOS 45 DN08 M18X1.5
8	10	M18x1.5	5,5	18	38	DKOS 45 DN08 M18X1.5
8	12	M20x1.5	5,5	17	38	DKOS 45 DN08 M20X1.5
8	14	M22x1.5	5,5	18	38	DKOS 45 DN08 M22X1.5
10	10	M18x1.5	7,0	18	40	DKOS 45 DN10 M18X1.5
10	12	M20x1.5	7,0	18	40	DKOS 45 DN10 M20X1.5
10	14	M22x1.5	7,0	18	40	DKOS 45 DN10 M22X1.5
10	16	M24x1.5	7,0	19	40	DKOS 45 DN10 M24X1.5
13	12	M20x1.5	9,0	22	48	DKOS 45 DN13 M20X1.5
13	14	M22x1.5	9,0	22	48	DKOS 45 DN13 M22X1.5
13	16	M24x1.5	9,0	27	48	DKOS 45 DN13 M24X1.5
13	20	M30x2	9,0	27	48	DKOS 45 DN13 M30X2
16	20	M30x2	12,5	28	54	DKOS 45 DN16 M30X2
16	25	M36x2	12,5	28	54	DKOS 45 DN16 M36X2
20	20	M30x2	15,0	33	71	DKOS 45 DN20 M30x2
20	25	M36x2	15,0	33	71	DKOS 45 DN20 M36X2
20	30	M42x2	15,0	33	71	DKOS 45 DN20 M42X2
25	30	M42x2	20,0	39	82	DKOS 45 DN25 M42X2
32	38	M52x2	26,0	39	115	DKOS 45 DN32 M52X2

CES

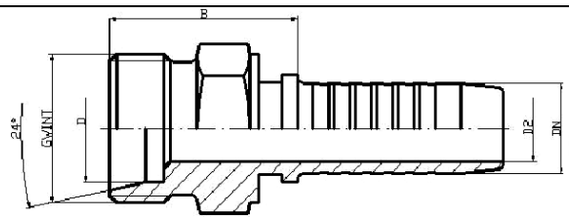

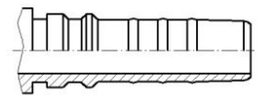

4SH DN20 ÷ DN50 (INTERLOCK)
R13-R15 6SH DN20 ÷ DN50 (INTERLOCK)

DN	Za cev D	Navoj	D2 (mm)	B (mm)	Oznaka
3.7	6	M14x1,5	4,0	28	CES DN3.7 M14x1.5
4	6	M14x1,5	4,0	28	CES DN04 M14x1.5
5	6	M14x1,5	4,0	28	CES DN05 M14x1.5
6	6	M14x1,5	4,0	28	CES DN06 M14x1.5
6	8	M16x1,5	4,0	28	CES DN06 M16x1.5
6	10	M18x1,5	4,0	28	CES DN06 M18x1.5
6	12	M20x1,5	4,0	29	CES DN06 M20x1.5
8	10	M18x1,5	4,0	29	CES DN08 M18x1.5
8	12	M20x1,5	5,5	28	CES DN08 M20x1.5
8	14	M22x1,5	5,5	29	CES DN08 M22x1.5
10	10	M18x1,5	7,0	29	CES DN10 M18x1.5
10	12	M20x1,5	7,0	27	CES DN10 M20x1.5
10	14	M22x1,5	7,0	29	CES DN10 M22x1.5
10	16	M24x1,5	7,0	32	CES DN10 M24x1.5
13	12	M20x1,5	9,0	34	CES DN13 M20x1.5
13	14	M22x1,5	9,0	34	CES DN13 M22x1.5
13	16	M24x1,5	9,0	32	CES DN13 M24x1.5
16	16	M24x1,5	12,5	32	CES DN16 M24x1.5
16	20	M30x2	12,5	36	CES DN16 M30x2
16	25	M36x2	12,5	38	CES DN16 M36x2
20	20	M30x2	15,0	36	CES DN20 M30x2
20	25	M36x2	15,0	38	CES DN20 M36x2
20	30	M42x2	15,0	40	CES DN20 M42x2
25	25	M36x2	20,0	38	CES DN25 M36x2
25	30	M42x2	20,0	40	CES DN25 M42x2
25	38	M52x2	20,0	45	CES DN25 M45x2
32	30	M42x2	26,0	40	CES DN32 M42x2
32	38	M52x2	26,0	45	CES DN32 M52x2

DKR

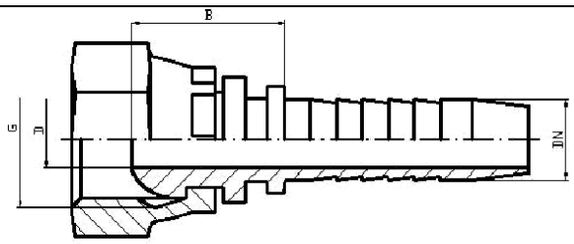

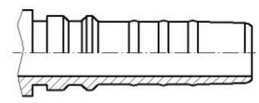

4SH DN20 ÷ DN50 (INTERLOCK)

R13-R15 6SH DN20 ÷ DN50 (INTERLOCK)

DN	Navoj	D (mm)	B (mm)	Oznaka
6	G 1/8''	4,0	16.0	DKR DN06 G1/8"
6	G 1/4''	4,0	16.0	DKR DN06 G1/4"
6	G 3/8''	4,0	20.0	DKR DN06 G3/8"
8	G 1/4''	5,5	16.0	DKR DN08G1/4"
8	G 3/8''	5,5	19.0	DKR DN08 G1/4"
10	G 3/8''	7,0	20.0	DKR DN10 G3/8"
10	G 1/2''	7,0	22.0	DKR DN10 G1/2"
13	G 1/2''	9,0	23.0	DKR DN12 G1/2"
13	G 5/8''	9,0	22.0	DKR DN12 G5/8"
13	G 3/4"	9,0	23.0	DKR DN12 G3/4"
16	G 1/2''	12,5	23.0	DKR DN16 G1/2"
16	G 5/8''	12,5	21.0	DKR DN16 G5/8"
16	G 3/4''	12,5	23.0	DKR DN16 G3/4"
20	G 3/4''	15,0	24.0	DKR DN20 G1/2"
20	G 1''	15,0	25.0	DKR DN20 G1"
25	G 1''	20,0	26.0	DKR DN25 G1"
25	G 1 1/4''	20,0	26.0	DKR DN25 G1-1/4"
32	G 1 1/4''	26,0	27.0	DKR DN32 G1-1/4"
32	G 1 1/2''	26,0	55.0	DKR DN32 G1-1/4"
40	G 1 1/2''	32,0	30.0	DKR DN40 G1-1/2"
40	G 2''	32,0	57.0	DKR DN40 G2"
50	G 1 1/2''	42,0	80.0	DKR DN50 G1-1/2"
50	G 2''	42,0	32.0	DKR DN50 G2"

DKR 90

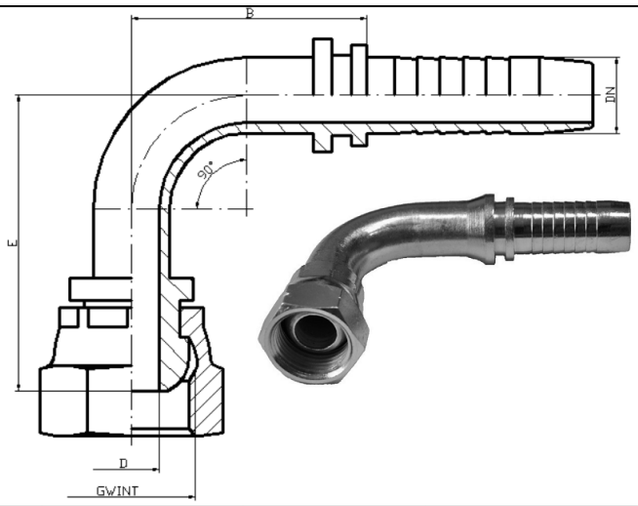

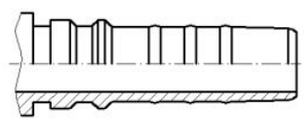

4SH DN20 ÷ DN50 (INTERLOCK)

R13-R15 6SH DN20 ÷ DN50 (INTERLOCK)

DN	Navoj	D (mm)	E (mm)	B (mm)	Oznaka
6	G 1/4''	4,0	30	30	DKR 90 DN06 G1/4”
6	G 3/8”	4,0	30	30	DKR 90 DN05 G3/8“
8	G 3/8''	5,5	32	35	DKR 90 DN08 G3/8“
10	G 3/8''	7,0	42	35	DKR 90 DN10 G3/8“
10	G 1/2''	7,0	34	35	DKR 90 DN10 G1/2“
13	G 1/2''	9,0	42	43	DKR 90 DN13 G1/2“
13	G 5/8''	9,0	42	43	DKR 90 DN13 G5/8“
16	G 5/8''	12,5	60	55	DKR 90 DN16 G5/8“
16	G 3/4''	12,5	52	55	DKR 90 DN16 G3/4“
20	G 3/4''	15,0	70	62	DKR 90 DN20 G3/4“
20	G 1''	15,0	62	62	DKR 90 DN20 G1“
25	G 1''	20,0	78	75	DKR 90 DN25 G1“
25	G 1 1/4''	20,0	72	75	DKR 90 DN25 G1-1/4“
32	G 1 1/4''	26,0	92	94	DKR 90 DN32 G1-1/4“
32	G 1 1/2''	26,0	84	94	DKR 90 DN32 G1-1/2“
40	G 1 1/2''	32,0	101	105	DKR 90 DN40 G1-1/2“
40	G 2”	32,0	102	105	DKR 90 DN40 G2“
50	G 1 1/2''	42,0	120	108	DKR 90 DN40 G1-1/2“
50	G 2''	42,0	121	108	DKR 90 DN50 G2“

DKR 45

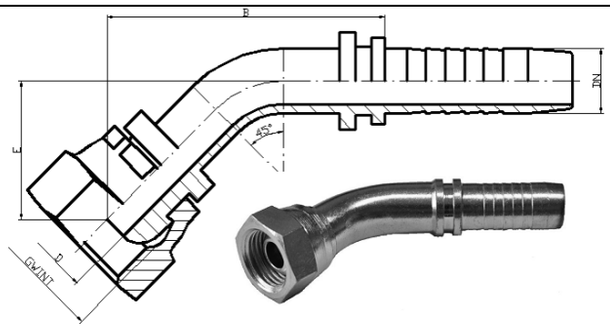

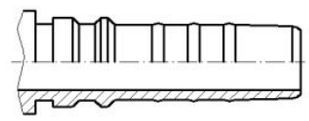

4SH DN20 ÷ DN50 (INTERLOCK)

R13-R15 6SH DN20 ÷ DN50 (INTERLOCK)

DN	Navoj	D (mm)	E (mm)	B (mm)	Oznaka
6	G 1/4''	4,0	15	34	DKR 45 DN06 G1/4”
6	G 3/8”	4,0	22	42	DKR 45 DN05 G3/8“
8	G 3/8''	5,5	23	45	DKR 45 DN08 G3/8“
10	G 3/8''	7,0	22	44	DKR 45 DN10 G3/8“
10	G 1/2''	7,0	24	46	DKR 45 DN10 G1/2“
13	G 1/2''	9,0	28	58	DKR 45 DN13 G1/2“
13	G 5/8''	9,0	27	57	DKR 45 DN13 G5/8“
16	G 5/8''	12,5	32	70	DKR 45 DN16 G5/8“
16	G 3/4''	12,5	33	71	DKR 45 DN16 G3/4“
20	G 3/4''	15,0	39	82	DKR 45 DN20 G3/4“
20	G 1''	15,0	41	74	DKR 45 DN20 G1“
25	G 1''	20,0	43	92	DKR 45 DN25 G1“
25	G 1 1/4''	20,0	43	92	DKR 45 DN25 G1-1/4“
32	G 1 1/4''	26,0	48	123	DKR 45 DN32 G1-1/4“
32	G 1 1/2''	26,0	50	125	DKR 45 DN32 G1-1/2“
40	G 1 1/2''	32,0	64	122	DKR 45 DN40 G1-1/2“
40	G 2”	32,0	65	122	DKR 45 DN40 G2“
50	G 1 1/2''	42,0	69	123	DKR 45 DN40 G1-1/2“
50	G 2''	42,0	70	124	DKR 45 DN50 G2“

DKR-RC

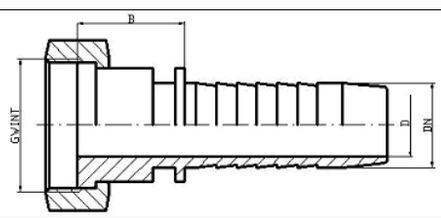

DN	Navoj	D (mm)	B (mm)	Oznaka
6	G 1/4''	4.0	14	DKR-RC DN06 1/4''
8	G 1/4''	4.0	27	DKR-RC DN 08 1/4''
8	G 3/8''	5.5	16	DKR-RC DN 08 3/8''
10	G 3/8''	7.0	17	DKR-RC DN 10 3/8''
10	G 1/2''	7.0	19	DKR-RC DN 10 1/2''
13	G 1/2''	9.0	20	DKR-RC DN 13 1/2''
13	G 5/8''	9.0	21	DKR-RC DN 13 5/8''
16	G 5/8''	12.5	21	DKR-RC DN 16 5/8''
16	G 3/4''	12.5	23	DKR-RC DN 16 3/4''
20	G 3/4''	15.0	24	DKR-RC DN 20 3/4''
20	G 1''	15.0	26	DKR-RC DN 20 1''
25	G 1''	20.0	26	DKR-RC DN 25 1''
25	G 1 1/4''	20.0	26	DKR-RC DN 25 1-1/4''
32	G 1 1/4''	26.0	27	DKR-RC DN 32 1-1/4''

DKR-RC 90

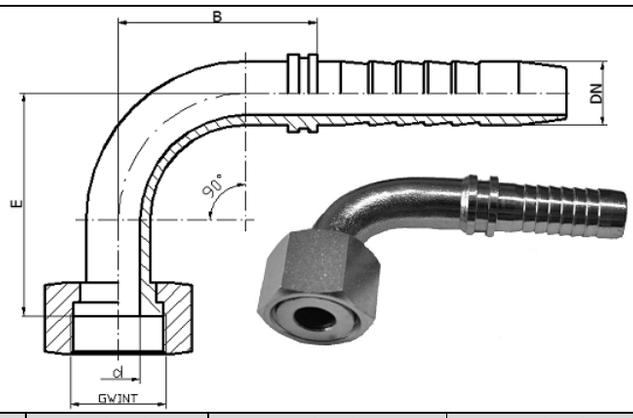

DN	Navoj	D (mm)	E (mm)	B (mm)	Oznaka
6	G 1/4''	4.0	30	30	DKR-RC 90 DN06 1/4''
8	G 1/4''	4.0	32	30	DKR-RC 90 DN 08 1/4''
8	G 3/8''	5.5	32	35	DKR-RC 90 DN 08 3/8''
10	G 3/8''	7.0	42	35	DKR-RC 90 DN 10 3/8''
10	G 1/2''	7.0	34	35	DKR-RC 90 DN 10 1/2''
13	G 1/2''	9.0	42	43	DKR-RC 90 DN 13 1/2''
13	G 5/8''	9.0	42	43	DKR-RC 90 DN 13 5/8''
16	G 5/8''	12.5	60	55	DKR-RC 90 DN 16 5/8''
16	G 3/4''	12.5	52	55	DKR-RC 90 DN 16 3/4''
20	G 3/4''	15.0	70	62	DKR-RC 90 DN 20 3/4''
20	G 1''	15.0	62	62	DKR-RC 90 DN 20 1''
25	G 1''	20.0	78	75	DKR-RC 90 DN 25 1''
25	G 1 1/4''	20.0	72	75	DKR-RC 90 DN 25 1-1/4''
32	G 1 1/4''	26.0	92	94	DKR-RC 90 DN 32 1-1/4''

AGR-K

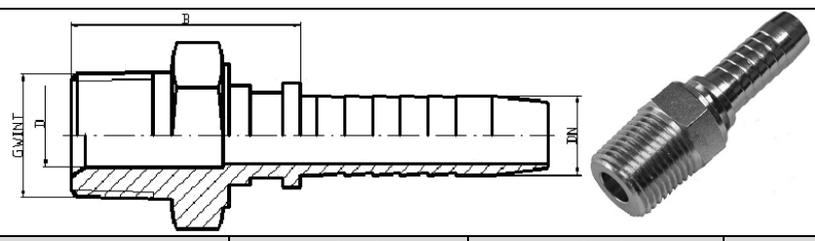

DN	Navoj	D (mm)	B (mm)	Oznaka
6	G 1/4''	4.0	26.0	AGR-K DN06 1/4''
8	G 1/4''	5.5	31.0	AGR-K DN08 1/4''
8	G 3/8''	5.5	33.0	AGR-K DN08 3/8''
10	G 3/8''	7.0	33.0	AGR-K DN10 3/8''
10	G 1/2''	7.0	37.0	AGR-K DN10 1/2''
13	G 1/2''	9.0	37.0	AGR-K DN13 1/2''
16	G 5/8''	12.5	40.0	AGR-K DN16 5/8''
20	G 3/4''	15.0	42.0	AGR-K DN20 3/4''
20	G 1''	15.0	49.0	AGR-K DN20 1''
25	G 1''	20.0	49.0	AGR-K DN25 1''
32	G 1 1/4''	26.0	54.0	AGR-K DN32 1-1/4''

AGR

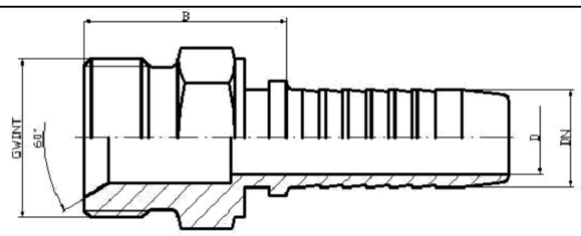

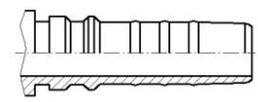

4SH DN20 ÷ DN50 (INTERLOCK)

R13-R15 6SH DN20 ÷ DN50 (INTERLOCK)

DN	Navoj	D (mm)	B (mm)	Oznaka
6	G 1/8’’	4,0	26	AGR DN06 G1/8”
6	G 1/4''	4,0	23	AGR DN06 G1/4”
6	G 3/8''	4,0	28	AGR DN06 G3/8”
8	G 1/4’’	5,5	23	AGR DN08G1/4”
8	G 3/8''	5,5	28	AGR DN08 G3/8”
8	G 1/2”	5, 5	28	AGR DN08 G1/2”
10	G 3/8''	7,0	27	AGR DN10 G3/8”
10	G 1/2''	7,0	28	AGR DN10 G1/2”
13	G 1/2''	9,0	33	AGR DN12 G1/2”
13	G 3/4“	9,0	38	AGR DN12 G3/4”
16	G 1/2’’	12,5	28	AGR DN16 G1/2”
16	G 5/8''	12,5	34	AGR DN16 G5/8”
16	G 3/4''	12,5	33	AGR DN16 G3/4”
20	G 3/4''	15,0	38	AGR DN20 G1/2”
20	G 1"	15,0	44	AGR DN20 G1”
25	G 1"	20,0	44	AGR DN25 G1”
25	G 1 1/4''	20,0	49	AGR DN25 G1-1/4”
32	G 1 1/4''	26,0	49	AGR DN32 G1-1/4”
32	G 1 1/2''	26,0	54	AGR DN32 G1-1/4”
40	G 1 1/2''	32,0	54	AGR DN40 G1-1/2”
50	G 2"	42,0	62	AGR DN50 G2”

AGR-RC

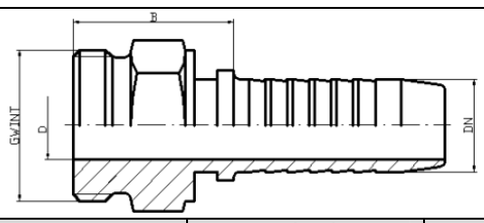

DN	Navoj	D (mm)	B (mm)	Oznaka
6	G 1/4''	4.0	26	AGR-RC DN06 1/4''
8	G 1/4''	5.5	28	AGR-RC DN08 1/4''
8	G 3/8''	5.5	28	AGR-RC DN08 3/8''
10	G 3/8''	7.0	27	AGR-RC DN10 3/8''
10	G 1/2''	7.0	28	AGR-RC DN10 1/2''
13	G 1/2''	9.0	33	AGR-RC DN13 1/2''
13	G 5/8''	9.0	33	AGR-RC DN13 5/8''
16	G 5/8''	12.5	34	AGR-RC DN16 5/8''
16	G 3/4’’	12.5	35	AGR-RC DN16 3/4’’
20	G 3/4’’	15.0	38	AGR-RC DN20 3/4’’
20	G 1’’	15.0	42	AGR-RC DN20 1’’
25	G 1’’	20.0	44	AGR-RC DN25 1’’
25	G 1 1/4’’	20.0	47	AGR-RC DN25 1-1/4’’
32	G 1 1/4''	26.0	51	AGR-RC DN32 1-1/4''

DKJ

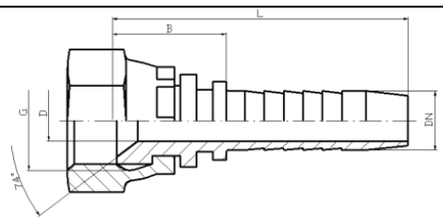

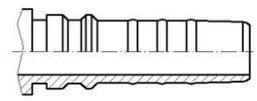

4SH DN20 ÷ DN50 (INTERLOCK)

R13-R15 6SH DN20 ÷ DN50 (INTERLOCK)

DN	Navoj	D (mm)	B (mm)	Oznaka
6	7/16''-20 UNF	4.0	16	DKJ DN06 7/16''
6	1/2''-20 UNF	4.0	20	DKJ DN06 1/2''
6	9/16''-18 UNF	4.0	20	DKJ DN06 9/16''
8	1/2''-20 UNF	4.0	20	DKJ DN08 1/2''
8	9/16''-18 UNF	4.0	22	DKJ DN08 9/16''
10	1/2''-20 UNF	7.0	23	DKJ DN10 1/2''
10	9/16''-18 UNF	7.0	23	DKJ DN10 9/16''
10	3/4''-16 UNF	7.0	24	DKJ DN10 3/4''
13	3/4''-16 UNF	9.0	24	DKJ DN13 3/4''
13	7/8''-14 UNF	9.0	27	DKJ DN13 7/8''
16	7/8''-14 UNF	12.5	27	DKJ DN16 7/8''
16	1-1/16''-12 UNF	12.5	30	DKJ DN16 1-1/16''
20	1-1/16''-12 UNF	15.0	30	DKJ DN20 1-1/16''
20	1-5/16''-12 UNF	15.0	34	DKJ DN20 1-5/16''
25	1-5/16''-12 UNF	20.0	39	DKJ DN25 1-5/16''
32	1-5/8''-12 UNF	26.0	55	DKJ DN32 1-5/8''

DKJ 90

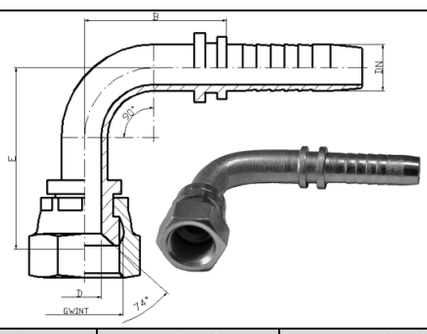

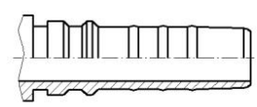

4SH DN20 ÷ DN50 (INTERLOCK)

R13-R15 6SH DN20 ÷ DN50 (INTERLOCK)

DN	Navoj	D (mm)	E (mm)	B (mm)	Oznaka
6	7/16''-20 UNF	4.0	38	30	DKJ 90 DN06 7/16''
6	1/2''-20 UNF	4.0	38	30	DKJ 90 DN06 1/2''
6	9/16''-18 UNF	4.0	30	30	DKJ 90 DN06 9/16''
8	1/2''-20 UNF	4.0	40	35	DKJ 90 DN08 1/2''
8	9/16''-18 UNF	4.0	32	35	DKJ 90 DN08 9/16''
10	1/2''-20 UNF	7.0	42	35	DKJ 90 DN10 1/2''
10	9/16''-18 UNF	7.0	42	35	DKJ 90 DN10 9/16''
10	3/4''-16 UNF	7.0	34	35	DKJ 90 DN 10 3/4''
13	3/4''-16 UNF	9.0	50	43	DKJ 90 DN13 3/4''
13	7/8''-14 UNF	9.0	42	43	DKJ 90 DN13 7/8''
16	7/8''-14 UNF	12.5	60	55	DKJ 90 DN16 7/8''
16	1-1/16''-12 UNF	12.5	52	55	DKJ 90 DN16 1 1/16''
20	1-1/16''-12 UNF	15.0	70	62	DKJ 90 DN20 1 1/16''
20	1-5/16''-12 UNF	15.0	62	62	DKJ 90 DN20 1 5/16''
25	1-5/16''-12 UNF	20.0	78	75	DKJ 90 DN25 1 5/16''
32	1-5/8''-12 UNF	26.0	92	94	DKJ 90 DN32 1 5/8''

DKJ 45

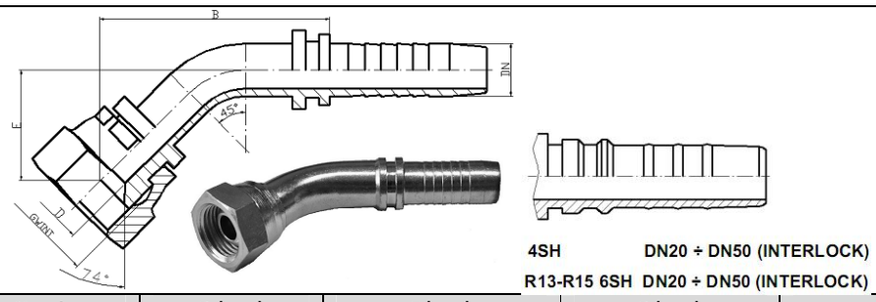

DN	Navoj	D (mm)	E (mm)	B (mm)	Oznaka
6	7/16''-20 UNF	4.0	27	26	DKJ 45 DN06 7/16''
6	1/2''-20 UNF	4.0	31	26	DKJ 45 DN06 1/2''
6	9/16''-18 UNF	4.0	36	26	DKJ 45 DN06 9/16''
8	1/2''-20 UNF	4.0	35	30	DKJ 45 DN08 1/2''
8	9/16''-18 UNF	4.0	38	30	DKJ 45 DN08 9/16''
10	1/2''-20 UNF	7.0	40	33	DKJ 45 DN10 1/2''
10	9/16''-18 UNF	7.0	40	33	DKJ 45 DN10 9/16''
10	3/4''-16 UNF	7.0	42	35	DKJ 45 DN10 3/4''
13	3/4''-16 UNF	9.0	49	42	DKJ 45 DN13 3/4''
13	7/8''-14 UNF	9.0	51	42	DKJ 45 DN13 7/8''
16	7/8''-14 UNF	12.5	55	52	DKJ 45 DN16 7/8''
16	1-1/16''-12 UNF	12.5	58	52	DKJ 45 DN16 1 1/16''
20	1-1/16''-12 UNF	15.0	62	60	DKJ 45 DN20 1 1/16''
20	1-5/16''-12 UNF	15.0	66	60	DKJ 45 DN20 1 5/16''
25	1-5/16''-12 UNF	20.0	76	65	DKJ 45 DN25 1 5/16''
32	1-5/8''-12 UNF	26.0	87	94	DKJ 45 DN32 1 5/8''

AGJ

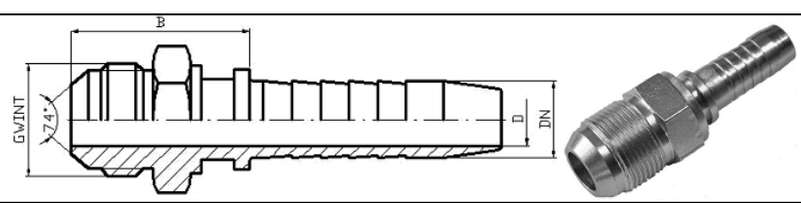

DN	Navoj	D (mm)	B (mm)	Oznaka
6	7/16''-20 UNF	4.0	25	AGJ DN06 7/16''
6	1/2''-20 UNF	4.0	25	AGJ DN06 1/2''
6	9/16''-18 UNF	4.0	29	AGJ DN06 9/16''
8	1/2''-20 UNF	5.5	27	AGJ DN08 1/2''
8	9/16''-18 UNF	5.5	29	AGJ DN08 9/16''
10	1/2''-20 UNF	7.0	27	AGJ DN10 1/2”
10	9/16''-18 UNF	7.0	28	AGJ DN10 9/16''
10	3/4''-16 UNF	7.0	32	AGJ DN10 3/4''
13	3/4''-16 UNF	9.0	34	AGJ DN13 3/4''
13	7/8''-14 UNF	9.0	36	AGJ DN13 7/8''
16	7/8''-14 UNF	12.5	35	AGJ DN16 7/8''
16	1-1/16''-12 UNF	12.5	37	AGJ DN16 1-1/16''
20	1-1/16''-12 UNF	15.0	37	AGJ DN20 1-1/16''
20	1-5/16''-12 UNF	15.0	40	AGJ DN20 1-5/16''
25	1-5/16''-12 UNF	20.0	44	AGJ DN25 1-5/16''
32	1-5/8''-12 UNF	26.0	49	AGJ DN32 1-5/8''

API

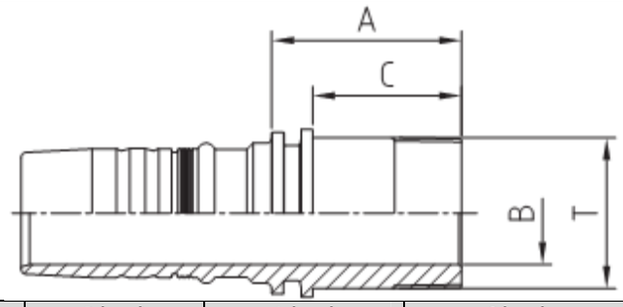

DN	Navoj	B (mm)	A (mm)	C (mm)	Oznaka
51	2”- 11,5	41,0	76,5	60,0	API DN50 2” NPT
63	2 ½” - 8	51,5	99,5	81,0	API DN63 2 1/2” NPT
76	3” – 8	62,5	115,0	100,0	API DN76 3” NPT
76	4” - 8	62,5	151,5	118,0	API DN76 4” NPT

API hex

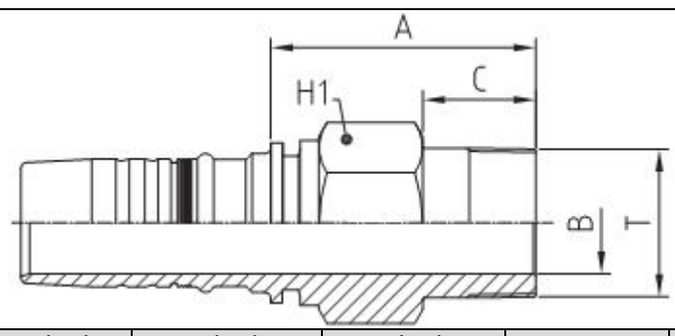

DN	Navoj	B (mm)	A (mm)	C (mm)	H1	Oznaka
51	2”- 11,5	41,0	119,5	55,0	70	API hex DN50 2” NPT
63	2 ½” - 8	51,5	135,0	63,0	80	API hex DN63 2 1/2” NPT
76	3” – 8	62,5	143,5	71,5	100	API hex DN76 3” NPT
76	4” - 8	62,5	171,5	76,0	120	API hex DN76 4” NPT

AGN

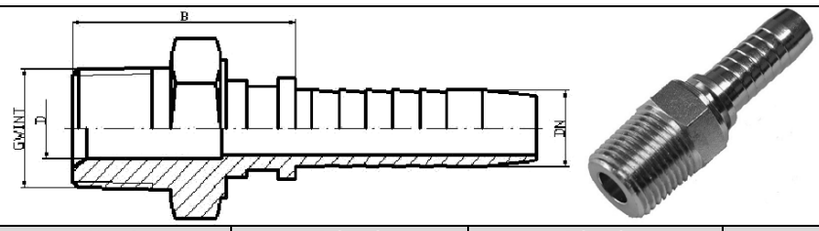

DN	Navoj	D (mm)	B (mm)	Oznaka
6	1/8''-27 NPTF	4.0	25	AGN DN06 1/8 NPTF
6	1/4''-18 NPTF	4.0	25	AGN DN06 1/4 NPTF
6	3/8''-18 NPTF	4.0	29	AGN DN06 3/8 NPTF
8	1/4''-18 NPTF	5.5	27	AGN DN08 1/4 NPTF
8	3/8''-18 NPTF	5.5	29	AGN DN08 3/8 NPTF
10	3/8''-18 NPTF	7.0	28	AGN DN10 3/8 NPTF
10	1/2''-18 NPTF	7.0	32	AGN DN10 1/2 NPTF
10	1/4''-18 NPTF	5.5	27	AGN DN10 1/4 NPTF
13	1/2''-14 NPTF	9.0	34	AGN DN12 1/2 NPTF
13	3/8''-18 NPTF	9.0	33	AGN DN12 3/8 NPTF
16	1/2''-14 NPTF	12.5	35	AGN DN16 1/2 NPTF
16	3/4''-14 NPTF	12.5	37	AGN DN16 3/4 NPTF
20	3/4''-14 NPTF	15.0	37	AGN DN19 3/4 NPTF
20	1''-11,5 ½ NPTF	15.0	40	AGN DN19 1 NPTF
25	1''-11,5 ½ NPTF	20.0	44	AGN DN25 1 NPTF
32	1 1/4''-11,5 ½ NPTF	26.0	49	AGN DN32 1-1/4 NPTF

ORFS

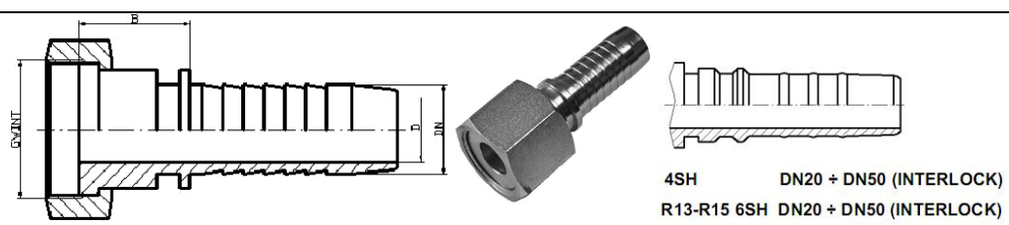

DN	Navoj	D (mm)	B (mm)	Oznaka
6	9/16''-18	4.0	27.5	ORFS DN06 9/16''
6	11/16''-16	4.0	30.0	ORFS DN06 11/16''
8	11/16''-16	5.5	30.5	ORFS DN08 11/16''
10	11/16''-16	7.0	31.1	ORFS DN10 11/16''
10	13/16''-16	7.0	35.6	ORFS DN10 13/16''
13	13/16''-16	9.0	35.9	ORFS DN13 13/16''
13	1''-14	9.0	38.4	ORFS DN13 1''
13	1-3/16''-12	9.0	41.9	ORFS DN13 1-3/16''
16	1''-14	12.5	38.7	ORFS DN16 1''
16	1-3/16”-12	12.5	43.5	ORFS DN16 1-3/16”
20	1''-14	12.5	41.0	ORFS DN20 1''
20	1-3/16''-12	15.0	43.5	ORFS DN20 1-3/16''
20	1-7/16''-12	15.0	45.5	ORFS DN20 1-7/16''
25	1-7/16''-12	20.0	46.3	ORFS DN25 1-7/16''
32	1-11/16''-12	26.0	49.0	ORFS DN25 1-11/16''
40	2''-12	32.0	54.0	ORFS DN25 2''

ORFS 90

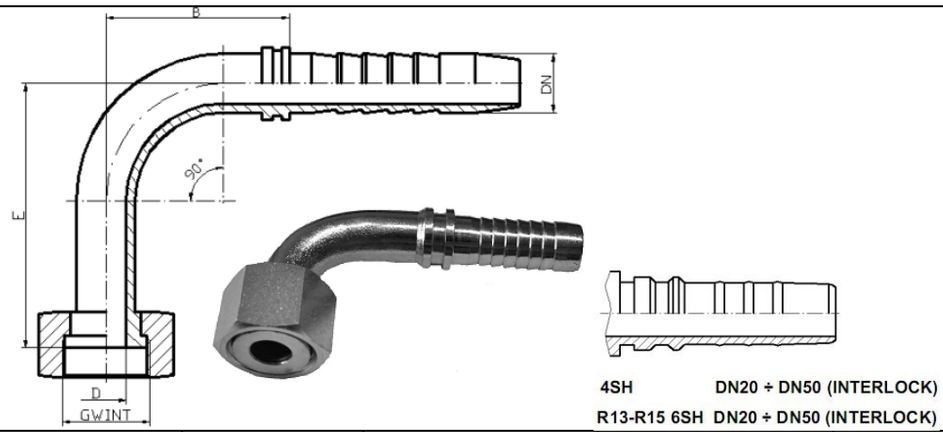

DN	Navoj	D (mm)	E (mm)	B (mm)	Oznaka
6	9/16''-18	4.0	30	30	ORFS 90 DN06 9/16''
8	11/16''-16	7.0	34	35	ORFS 90 DN08 11/16''
10	11/16''-16	7.0	34	35	ORFS 90 DN10 11/16''
10	13/16''-16	7.0	34	35	ORFS 90 DN10 13/16''
13	13/16''-16	9.0	42	43	ORFS 90 DN13 13/16''
13	1”-14	9.0	42	43	ORFS 90 DN13 1”
16	1”-14	12.5	50	55	ORFS 90 DN16 1”
16	1-3/16”-12	12.5	50	55	ORFS 90 DN16 1-3/16”
20	1-3/16''-12	15.0	62	62	ORFS 90 DN20 1-3/16''
20	1-7/16''-12	15.0	62	62	ORFS 90 DN20 1-7/16''
25	1-7/16''-12	26.0	70	75	ORFS 90 DN25 1-7/16''

ORFS 45

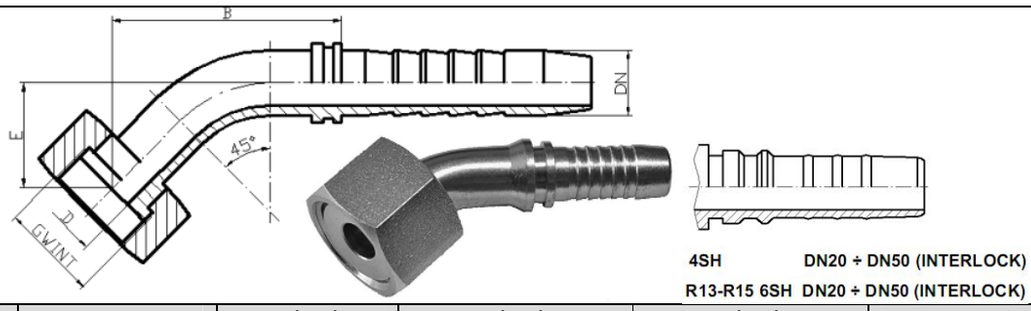

DN	Navoj	D (mm)	E (mm)	B (mm)	Oznaka
6	9/16''-18	4.0	12.0	32.5	ORFS 45 DN06 9/16''
6	11/16''-16	4.0	10.5	32.5	ORFS 45 DN06 11/16''
10	11/16''-16	7.0	11.0	32.5	ORFS 45 DN10 11/16''
10	13/16''-16	7.0	12.5	40.5	ORFS 45 DN10 13/16''
13	13/16''-16	9.0	14.0	48.0	ORFS 45 DN13 13/16''
16	1''-14	12.5	16.0	51.0	ORFS 45 DN 16 1''
20	1-3/16''-12	15.0	21.0	71.5	ORFS 45 DN20 1.3/16''
25	1-7/16''-12	20.0	24.0	82.5	ORFS 45 DN25 1.7/16''
32	1-11/16''-12	26.0	26.0	115.0	ORFS 45 DN25 1.11/16''
40	2''-12	32.0	31.5	128.0	ORFS 45 DN25 2''

ORS

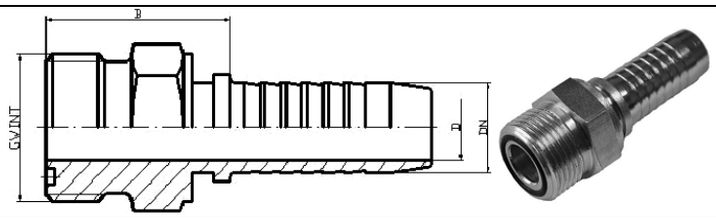

DN	Navoj	D (mm)	B (mm)	Oznaka
6	9/16’’-18	4.0	24.0	ORS DN06 9/16''
8	11/16”-16	5.5	27.0	ORS DN08 11/16”
10	11/16’’-16	7.0	27.6	ORS DN10 11/16’’
13	13/16’’-16	9.0	30.6	ORS DN13 13/16’’
13	1”-14	9.0	34.0	ORS DN13 1”
16	1’’-14	12.5	34.7	ORS DN16 1’’
16	1-3/16’’-12	12.5	39.0	ORS DN16 1-3/16’’
20	1-3/16’’-12	15.0	39.0	ORS DN20 1-3/16’’
20	1-7/16’’-12	15.0	41.8	ORS DN20 1-7/16’’
25	1-7/16’’-12	20.0	41.8	ORS DN25 1-7/16’’
32	1-11/16’’-12	26.0	46.3	ORS DN32 1-11/16’’
40	2’’-12	32.0	48.6	ORS DN40 2’’

RNM

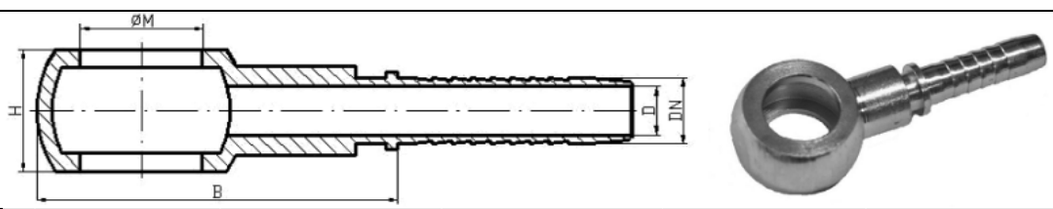

DN	Otvor	H (mm)	D (mm)	B (mm)	Oznaka
6	M10x1,5	10,0	4,0	35,0	RN DN06 M10x1,5
6	M10x1,5	12,0	4,0	35,0	RN DN06 M10x1,5
6	M12x1,5	12,0	4,0	35,0	RN DN06 M12x1,5
6	M14X1,5	12,0	4,0	37,0	RN DN06 M14X1,5
8	M12x1,5	14,0	5,5	36,0	RN DN08 M12x1,5
8	M14x1,5	14,0	5,5	37,0	RN DN08 M14X1,5
8	M16x1,5	15,0	5,5	42,0	RN DN08 M16x1,5
8	M18x1,5	15,0	5,5	43,0	RN DN08 M18x1,5
10	M14x1,5	15,0	7,0	41,0	RN DN10 M14X1,5
10	M16x1,5	15,0	7,0	42,0	RN DN10 M16x1,5
10	M18x1,5	15,0	7,0	45,0	RN DN10 M18x1,5
13	M18x1,5	18,0	9,0	45,0	RN DN13 M18x1,5
13	M20x1,5	21,0	9,0	50,0	RN DN13 M20x1,5
13	M22x1,5	19,0	9,0	50,0	RN DN13 M22x1,5
16	M22x1,5	22,0	12,5	49,5	RN DN16 M22x1,5
16	M26x1,5	22,0	12,5	55,5	RN DN16 M26x1,5
16	M27x1,5	22,0	12,5	55,5	RN DN16 M27x1,5
20	M26x1,5	25,5	15,0	57,0	RN DN20 M26x1,5
20	M27x2	25,5	15,0	57,0	RN DN20 M27x2
25	M30x1,5	31,5	20,0	64,0	RN DN25 M30x1,5

BOLT - M – Šuplji vijak

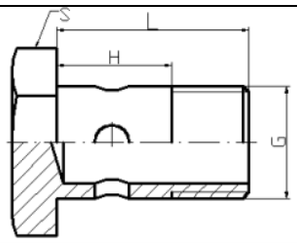

Navoj	H (mm)	L (mm)	S (mm)	Oznaka
M10x1,5	10.0	26,5	14	BOLT M10x1,5 10 L26,5
M10x1,5	12.0	28,5	14	BOLT M10x1,5 12 L28,5
M12x1,5	12.0	28,5	17	BOLT M12x1,5 12 L28,5
M14x1,5	12.0	28,5	19	BOLT M14x1,5 12 L28,5
M12x1,5	14.0	30,5	17	BOLT M12x1,5 14 L30,5
M14x1,5	14.0	30,5	19	BOLT M14x1,5 14 L30,5
M16x1,5	15.0	31,5	22	BOLT M16x1,5 15 L31,5
M18x1,5	15.0	31,5	24	BOLT M18x1,5 15 L31,5
M14x1,5	15.0	31,5	19	BOLT M14x1,5 15 L31,5
M16x1.5	15.0	31,5	22	BOLT M16x1,5 15 L31,5
M18x1,5	15.0	31,5	24	BOLT M18x1,5 15 L31,5
M18x1.5	18.0	34,5	24	BOLT M18x1,5 18 L34,5
M20x1,5	21.0	37,5	27	BOLT M20x1,5 21 L37,5
M22x1,5	19.0	35,5	27	BOLT M10x1,5 19 L35,5
M22x1,5	22.0	38,5	27	BOLT M22x1,5 22 L38,5
M26x1,5	22.0	38,5	32	BOLT M26x1,5 22 L38,5
M27x1.5	22.0	38,5	32	BOLT M27x1,5 22 L38,5
M26x1,5	25.5	42 3	32	BOLT M26x1,5 25,5 L42
M27x2	25.5	46.5	32	BOLT M27x2 25,5 L46,5
M30x1.5	31.5	48 3	38	BOLT M30x1,5 31,5 L48

RN-R

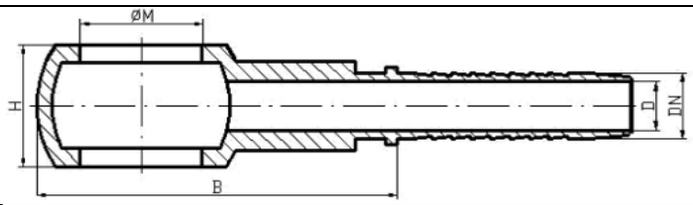

DN	Otvor	H (mm)	D (mm)	B (mm)	Oznaka
6	G 1/8''	14	4.0	35	RN DN06 G1/8''
6	G 1/4''	13,5	4.0	35	RN DN06 G1/4''
8	G 1/8''	14	5.5	38	RN DN08 G1/8''
8	G 1/4''	13,5	5.5	38	RN DN08 G1/4''
10	G 1/4''	14	7.0	42	RN DN10 G1/4''
10	G 3/8''	17	7.0	42	RN DN10 G3/8''
13	G 3/8''	19	9.0	45	RN DN13 G3/8''
13	G 1/2''	22	9.0	45	RN DN13 G1/2''
16	G 5/8''	23,5	12.5	55	RN DN16 G5/8''
16	G 1/2''	22	12.5	55	RN DN16 G1/2''
20	G 3/4''	29	15.0	57	RN DN20 G3/4''
25	G 3/4''	32	20.0	64	RN DN25 G3/4''
25	G 1''	38	20.0	64	RN DN25 G1''

BOLT - R – Šuplji vijak

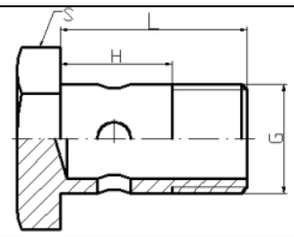

Navoj	H (mm)	L (mm)	S (mm)	Oznaka
G 1/4''	13,5	19	19	BOLT G1/4 12 L19
G 3/8''	17	28	22	BOLT G 3/8 15 L28
G 1/2''	22	31	27	BOLT G 1/2 19 L31
G 5/8''	23,5	40	30	BOLT G 5/8 22 L40
G 3/4''	29	42	32	BOLT G 3/4 26 L42
G 1''	38	47	41	BOLT G 1 32 L47

BEL

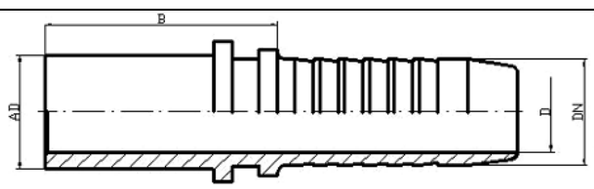

DN	AD	D (mm)	B (mm)	Oznaka
6	6	3.5	30	BEL DN06 06L
6	8	4.0	30	BEL DN06 08L
6	10	4.0	30	BEL DN06 10L
8	10	5.5	30	BEL DN08 10L
8	12	5.5	32	BEL DN08 12L
10	12	7.0	32	BEL DN10 12L
10	15	7.0	34	BEL DN10 15L
13	15	9.0	36	BEL DN13 15L
13	16	9.0	39	BEL DN13 16L
16	18	12.5	38	BEL DN16 18L
20	22	15.0	41	BEL DN20 22L
25	28	20.0	46	BEL DN25 28L
32	35	26.0	46	BEL DN32 35L
40	42	32.0	46	BEL DN40 42L

BEL 90

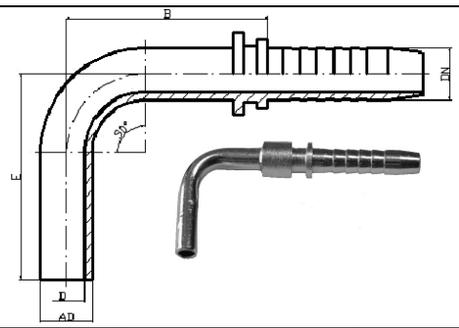

DN	AD	D (mm)	E (mm)	B (mm)	Oznaka
6	6	3.0	30	30	BEL 90 DN06 06L
6	8	4.0	30	30	BEL 90 DN06 08L
6	10	4.0	30	30	BEL 90 DN06 10L
8	10	5.5	32	35	BEL 90 DN08 10L
8	12	5.5	34	35	BEL 90 DN08 12L
10	12	7.0	34	35	BEL 90 DN10 12L
10	15	7.0	34	35	BEL 90 DN10 15L
13	15	9.0	42	43	BEL 90 DN13 15L
13	16	9.0	42	43	BEL 90 DN13 16L
16	18	12.5	52	55	BEL 90 DN16 18L
20	22	15.0	62	62	BEL 90 DN20 22L
25	28	20.0	70	75	BEL 90 DN25 28L
32	35	26.0	84	94	BEL 90 DN32 35L
40	42	32.0	103	105	BEL 90 DN40 42L

BEL 45

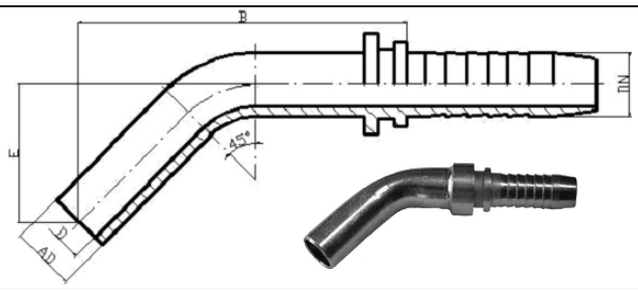

DN	AD	D (mm)	E (mm)	B (mm)	Oznaka
6	6	3.0	20.0	51	BEL 45 DN06 06L
6	8	4.0	20.0	53	BEL 45 DN06 08L
6	10	4.0	22.0	53	BEL 45 DN06 10L
8	10	5.5	22.0	52	BEL 45 DN08 10L
8	12	5.5	22.0	57	BEL 45 DN08 12L
10	12	7.0	22.0	57	BEL 45 DN10 12L
10	15	7.0	22.5	61	BEL 45 DN10 15L
13	15	9.0	22.5	63	BEL 45 DN13 15L
13	16	9.0	31.0	77	BEL 45 DN13 16L
16	18	12.5	31.0	76	BEL 45 DN16 18L
20	22	15.0	32.0	84	BEL 45 DN20 22L
25	28	20.0	40.0	95	BEL 45 DN25 28L
32	35	26.0	43.0	104	BEL 45 DN32 35L
40	42	32.0	46.0	111	BEL 45 DN40 42L

BES

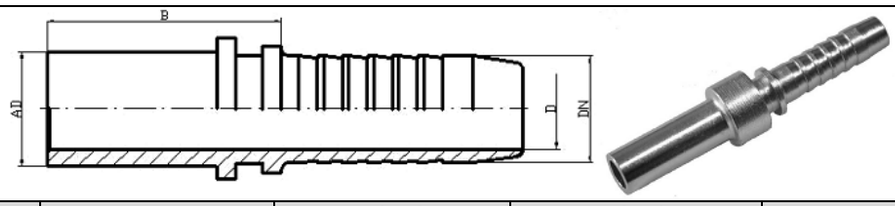

DN	AD	D (mm)	B (mm)	Oznaka
6	6	3.5	30	BES DN06 06S
6	8	4.0	30	BES DN06 08S
6	10	4.0	30	BES DN06 10S
8	10	5.5	30	BES DN08 10S
8	12	5.5	32	BES DN08 12S
10	12	7.0	32	BES DN10 12S
10	14	7.0	34	BES DN10 14S
10	16	7.0	37	BES DN10 16S
13	14	9.0	36	BES DN13 14S
13	16	9.0	38	BES DN13 16S
16	20	12.5	38	BES DN16 20S
20	25	15.0	41	BES DN20 25S
25	30	20.0	46	BES DN25 30S
32	38	26.0	46	BES DN32 38S

BES 90

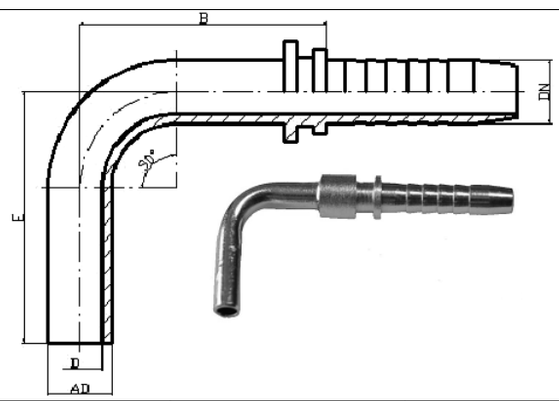

DN	AD	D (mm)	E (mm)	B (mm)	Oznaka
6	6	3.0	30	30	BES 90 DN06 06S
6	8	4.0	30	30	BES 90 DN06 08S
6	10	4.0	30	30	BES 90 DN06 10S
8	10	5.5	32	35	BES 90 DN08 10S
8	12	5.5	34	35	BES 90 DN08 12S
10	12	7.0	34	35	BES 90 DN10 12S
10	14	7.0	34	35	BES 90 DN10 14S
10	16	9.0	42	43	BES 90 DN10 16S
13	14	9.0	42	43	BES 90 DN13 14S
13	16	12.5	52	55	BES 90 DN13 16S
16	20	15.0	62	62	BES 90 DN16 20S
20	25	20.0	70	75	BES 90 DN20 25S
25	30	26.0	84	94	BES 90 DN25 30S
32	38	32.0	103	105	BES 90 DN32 38S

BES 45

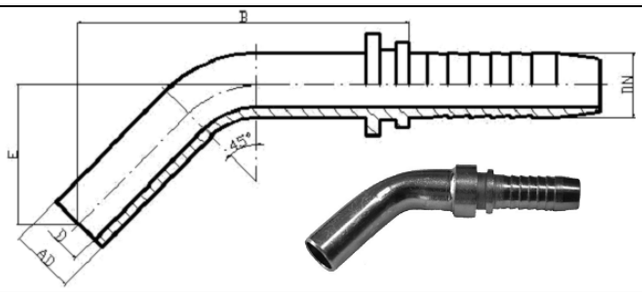

DN	AD	D (mm)	E (mm)	B (mm)	Oznaka
6	8	4.0	20.0	51	BES 45 DN06 08S
6	10	4.0	22.0	53	BES 45 DN06 10S
6	6	3.0	20.0	51	BES 45 DN06 06S
8	10	5.5	22.0	52	BES 45 DN08 10S
8	12	5.5	22.0	57	BES 45 DN08 12S
10	12	7.0	22.0	57	BES 45 DN10 12S
10	14	7.0	22.5	61	BES 45 DN10 14S
13	16	7.0	31.0	74	BES 45 DN10 16S
13	14	9.0	22.5	63	BES 45 DN13 14S
16	16	9.0	31.0	77	BES 45 DN13 16S
20	20	12.5	32.0	81	BES 45 DN16 20S
25	25	15.0	40.0	91	BES 45 DN20 25S
32	30	20.0	43.0	101	BES 45 DN25 30S
40	38	26.0	46.0	110	BES 45 DN32 38S

SFL – 3000psi

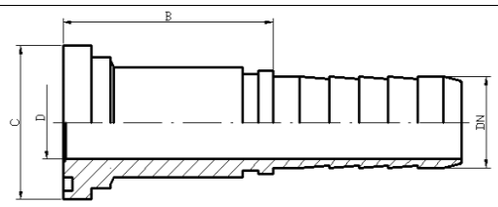

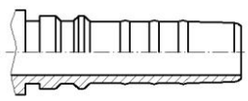

4SH DN20 ÷ DN50 (INTERLOCK)

R13-R15 6SH DN20 ÷ DN50 (INTERLOCK)

DN	Prirubnica	C (mm)	D (mm)	B (mm)	Oznaka
13	G 1/2''	30.2	9.0	51	SFL DN13 30.2
13	G 3/4''	38.1	9.0	52	SFL DN13 38.1
16	G 1/2''	30.2	12.0	49	SFL DN16 30.2
16	G 3/4''	38.1	12.0	49	SFL DN16 38.1
20	G 1/2''	30.2	14.5	58	SFL DN20 30.2
20	G 3/4''	38.1	14.5	57	SFL DN20 38.1
20	G 1''	44.5	14.5	57	SFL DN20 44.5
25	G 3/4''	38.1	20.0	53	SFL DN25 38.1
25	G 1''	44.5	20.0	53	SFL DN25 44.5
25	G 1 1/4''	50.8	20.0	52	SFL DN25 50.8
32	G 1''	44.5	26.0	62	SFL DN32 44.5
32	G 1 1/4''	50.8	26.0	61	SFL DN32 50.8
32	G 1 1/2''	60.3	26.0	63	SFL DN32 60.3
40	G 1 1/4''	50.8	32.0	62	SFL DN40 50.8
40	G 1 1/2''	60.3	32.0	62	SFL DN40 60.3
40	G 2''	71.4	32.0	62	SFL DN40 71.4
50	G 1 1/2''	60.3	42.0	77	SFL DN50 60.3
50	G 2''	71.4	42.0	73	SFL DN50 71.4

SFL 90 - 3000psi

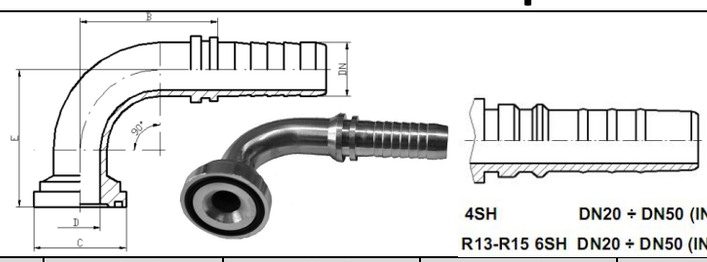

4SH DN20 ÷ DN50 (INTERLOCK)
R13-R15 6SH DN20 ÷ DN50 (INTERLOCK)

DN	Prirubnica	C (mm)	D (mm)	E (mm)	B (mm)	Oznaka
13	G 1/2''	30.2	9.0	42	43	SFL 90 DN13 30.2
13	G 3/4''	38.1	9.0	43	43	SFL 90 DN13 38.1
16	G 1/2''	30.2	12.0	49,5	55	SFL 90 DN16 30.2
16	G 3/4''	38.1	12.0	50,5	55	SFL 90 DN16 38.1
20	G 1/2''	30.2	14.5	58	62	SFL 90 DN20 30.2
20	G 3/4''	38.1	14.5	59	62	SFL 90 DN20 38.1
20	G 1''	44.5	14.5	59	62	SFL 90 DN20 44.5
25	G 3/4''	38.1	20.0	66	75	SFL 90 DN25 38.1
25	G 1''	44.5	20.0	66	75	SFL 90 DN25 44.5
25	G 1 1/4''5	50.8	20.0	66	75	SFL 90 DN25 50.8
32	G 1'' 4	44.5	26.0	79	104	SFL 90 DN32 44.5
32	G 1 1/4''	50.8	26.0	79	104	SFL 90 DN32 50.8
32	G 1 1/2''	60.3	26.0	79	104	SFL 90 DN32 60.3
40	G 1 1/4''	50.8	26.0	109	104	SFL 90 DN40 50.8
40	G 1 1/2''	60.3	32.0	109	104	SFL 90 DN40 60.3
40	G 2''	71.4	32.0	111	104	SFL 90 DN40 71.4
50	G 1 1/2''	60.3	42.0	120	123	SFL 90 DN50 60.3
50	G 2''	71.4	42.0	111	123	SFL 90 DN50 71.4

SFL 45 - 3000psi

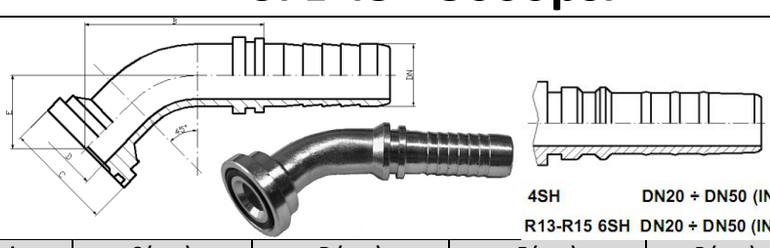

4SH DN20 ÷ DN50 (INTERLOCK)
R13-R15 6SH DN20 ÷ DN50 (INTERLOCK)

DN	Prirubnica	C (mm)	D (mm)	E (mm)	B (mm)	Oznaka
13	G 1/2''	30.2	9.0	20	44	SFL 45 DN13 30.2
13	G 3/4''	38.1	9.0	21	45	SFL 45 DN13 38.1
16	G 1/2''	30.2	12.0	24	53	SFL 45 DN16 30.2
16	G 3/4''	38.1	12.0	24	53	SFL 45 DN16 38.1
20	G 1/2''	30.2	14.5	26	58	SFL 45 DN20 30.2
20	G 3/4''	38.1	14.5	29	65	SFL 45 DN20 38.1
20	G 1''	44.5	14.5	28	63	SFL 45 DN20 44.5
25	G 3/4''	38.1	20.0	62	99	SFL 45 DN25 38.1
25	G 1''	44.5	20.0	32	99	SFL 45 DN25 44.5
25	G 1 1/4''	50.8	20.0	32	98	SFL 45 DN25 50.8
32	G 1''	44.5	26.0	44	117	SFL 45 DN32 44.5
32	G 1 1/4''	50.8	26.0	42	115	SFL 45 DN32 50.8
32	G 1 1/2''	60.3	26.0	50	120	SFL 45 DN32 60.3
40	G 1 1/4''	50.8	32.0	50	113	SFL 45 DN40 50.8
40	G 1 1/2''	60.3	32.0	50	102	SFL 45 DN40 60.3
40	G 2''	71.4	32.0	45	116	SFL 45 DN40 71.4
50	G 1 1/2''	60.3	42.0	52	127	SFL 45 DN50 60.3
50	G 2''	71.4	42.0	45	120	SFL 45 DN50 71.4

SFS - 6000psi

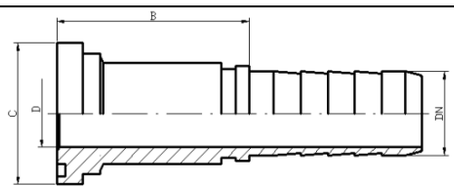

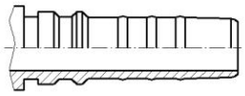

4SH DN20 ÷ DN50 (INTERLOCK)
R13-R15 6SH DN20 ÷ DN50 (INTERLOCK)

DN	Prirubnica	C (mm)	D (mm)	B (mm)	Oznaka
13	G 1/2''	31.7	9.0	53	SFS DN13 31.7
13	G 3/4''	41.3	9.0	53	SFS DN13 41.3
16	G 1/2''	31.7	12.0	50	SFS DN16 31.7
16	G 3/4''	41.3	12.0	50	SFS DN16 41.3
20	G 1/2''	31.7	11.0	59	SFS DN20 31.7
20	G 3/4''	41.3	14.5	58	SFS DN 20 41.3
20	G 1''	47.6	14.5	58	SFS DN20 47.6
25	G 3/4''	41.3	20.0	57	SFS DN25 41.3
25	G 1''	47.6	20.0	57	SFS DN25 47.6
25	G 1 1/4''	54.0	20.0	65	SFS DN25 54.0
32	G 1''	47.6	26.0	64	SFS DN32 47.6
32	G 1 1/4''	54.0	26.0	65	SFS DN32 54.0
32	G 1 1/2''	63.5	26.0	67	SFS DN 32 63.5
40	G 1 1/4''	54.0	26.0	64	SFS DN40 54.0
40	G 1 1/2''	63.5	32.0	66	SFS DN40 63.5
40	G 2''	79.4	32.0	75	SFS DN40 79.4
50	G 1 1/2''	63.5	42.0	87	SFS DN50 63.5
50	G 2''	79.4	42.0	93	SFS DN50 79.4

SFS 90 - 6000psi

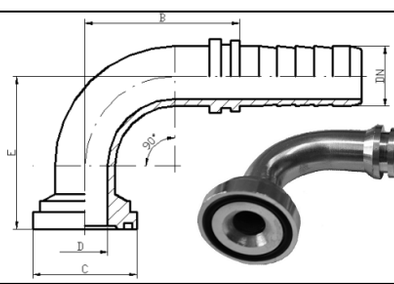

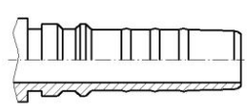

4SH DN20 ÷ DN50 (INTERLOCK)
R13-R15 6SH DN20 ÷ DN50 (INTERLOCK)

DN	Prirubnica	C (mm)	D (mm)	E (mm)	B (mm)	Oznaka
13	G 1/2''	31.7	9.0	45	43	SFS 90 DN 13 31.7
13	G 3/4''	41.3	9.0	46	43	SFS 90 DN 13 41.3
16	G 1/2''	31.7	12.0	56	55	SFS 90 DN 16 31.7
16	G 3/4''	41.3	12.0	57	55	SFS 90 DN 16 41.3
20	G 1/2''	31.7	12.0	62	62	SFS 90 DN 20 31.7
20	G 3/4''	41.3	14.5	63	62	SFS 90 DN 20 41.3
20	G 1''	47.6	14.5	66	62	SFS 90 DN 20 47.6
25	G 3/4''	41.3	20.0	70	75	SFS 90 DN 25 41.3
25	G 1''	47.6	20.0	73	75	SFS 90 DN 25 47.6
25	G 1 1/4''	54.0	20.0	75	75	SFS 90 DN 25 54.0
32	G 1''	47.6	26.0	79	94	SFS 90 DN 32 47.6
32	G 1 1/4''	54.0	26.0	81	94	SFS 90 DN 32 54.0
32	G 1 1/2''	63.5	26.0	89	94	SFS 90 DN 32 63.5
40	G 1 1/4''	54.0	32.0	113	104	SFS 90 DN 40 54.0
40	G 1 1/2''	63.5	32.0	113	104	SFS 90 DN 40 63.5
40	G 2''	79.4	32.0	124	104	SFS 90 DN 40 79.4
50	G 1 1/2''	63.5	42.0	124	123	SFS 90 DN 50 63.5
50	G 2''	79.4	42.0	124	123	SFS 90 DN 50 79.4

SFS 45 - 6000psi

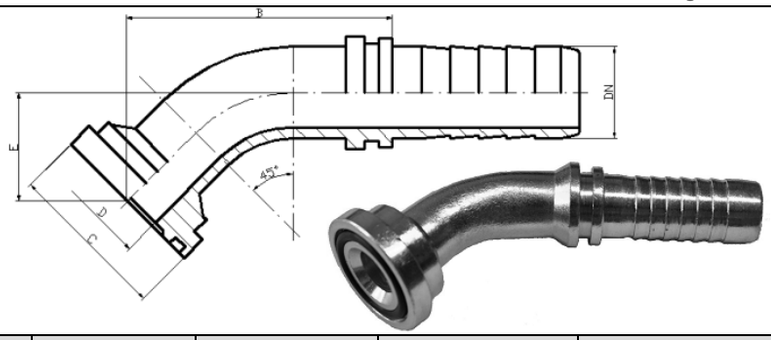

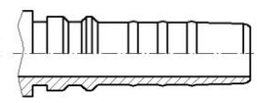

4SH DN20 ÷ DN50 (INTERLOCK)
R13-R15 6SH DN20 ÷ DN50 (INTERLOCK)

DN	Prirubnica	C (mm)	D (mm)	E (mm)	B (mm)	Oznaka
13	G 1/2''	31.7	9.0	20	42	SFS 45 DN13 31.7
13	G 3/4''	41.3	9.0	21	43	SFS 45 DN13 41.3
16	G 1/2''	31.7	12.0	27	57	SFS 45 DN16 31.7
16	G 3/4''	41.3	12.0	26	56	SFS 45 DN16 41.3
20	G 1/2''	31.7	11.0	26	59	SFS 45 DN20 31.7
20	G 3/4''	41.3	15.0	31	68	SFS 45 DN20 41.3
20	G 1''	47.6	14.5	32	68	SFS 45 DN20 47.6
25	G 3/4''	41.3	20.0	55	90	SFS 45 DN25 41.3
25	G 1''	47.6	20.0	35	90	SFS 45 DN25 47.6
25	G 1 1/4''	54.0	20.0	35	90	SFS 45 DN25 54.0
32	G 1''	47.6	26.0	45	118	SFS 45 DN32 47.6
32	G 1 1/4''	54.0	26.0	45	118	SFS 45 DN32 54.0
32	G 1 1/2''	63.5	26.0	53	123	SFS 45 DN32 63.5
40	G 1 1/4''	54.0	26.0	53	116	SFS 45 DN40 54.0
40	G 1 1/2''	63.5	32.0	53	116	SFS 45 DN40 63.5
40	G 2''	79.4	32.0	55	126	SFS 45 DN40 79.4
50	G 1 1/2''	63.5	42.0	55	130	SFS 45 DN50 63.5
50	G 2''	79.4	42.0	55	130	SFS 45 DN50 79.4

SFS Supercat - 9000psi

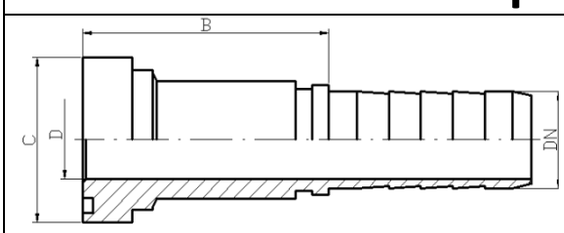

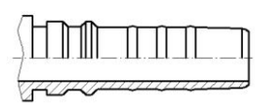

4SH DN20 ÷ DN50 (INTERLOCK)
R13-R15 6SH DN20 ÷ DN50 (INTERLOCK)

DN	Prirubnica	C (mm)	D (mm)	B (mm)	Oznaka
20	G 3/4''	41.3	14.5	63	SFS SUPERCAT DN20 41.3
20	G 1''	47.6	14.5	63	SFS SUPERCAT DN20 47.6
25	G 1''	47.6	20.0	62	SFS SUPERCAT DN25 47.6
25	G 1 1/4''	54.0	20.0	68	SFS SUPERCAT DN25 54.0
32	G 1 1/4''	54.0	26.0	68	SFS SUPERCAT DN32 54.0
32	G 1 1/2''	63.5	26.0	68	SFS SUPERCAT DN32 63.5
40	G 1 1/2''	63.5	32.0	68	SFS SUPERCAT DN40 63.5

SFS 90 Supercat - 9000psi

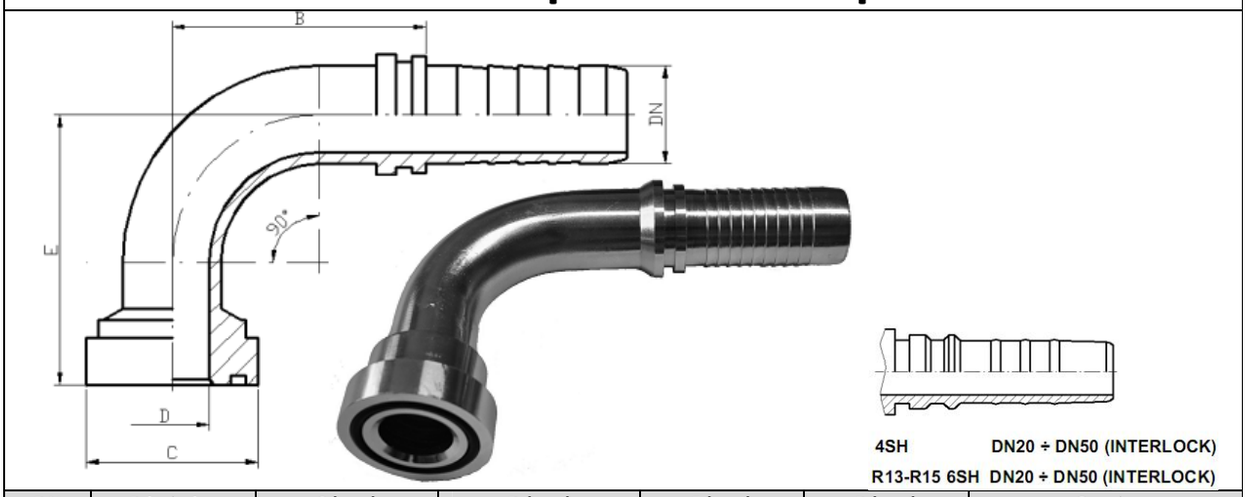

DN	Prirubnica	C (mm)	D (mm)	E (mm)	B (mm)	Oznaka
20	G 3/4''	41.3	14.5	68	62	SFS 90 SUPERCAT DN20 41.3
20	G 1''	47.6	14.5	71	62	SFS 90 SUPERCAT DN 20 47.6
25	G 1''	47.6	20.0	78	75	SFS 90 SUPERCAT DN 25 47.6
25	G 1 1/4''	54.0	20.0	78	75	SFS 90 SUPERCAT DN 25 54.0
32	G 1 1/4''	54.0	26.0	84	94	SFS 90 SUPERCAT DN 32 54.0
32	G 1 1/2''	63.5	26.0	90	94	SFS 90 SUPERCAT DN 32 63.5
40	G 1 1/2''	63.5	32.0	114	104	SFS 90 SUPERCAT DN 40 63.5

SFS 45 Supercat - 9000psi

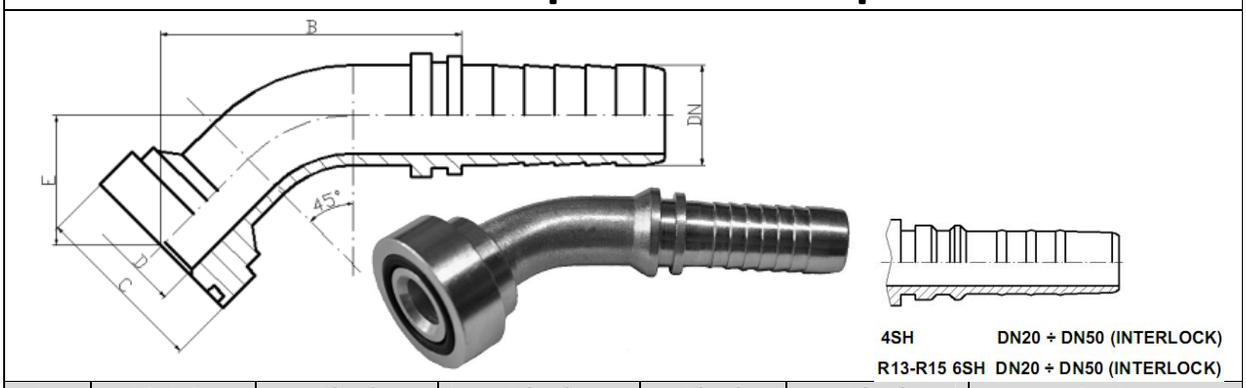

DN	Prirubnica	C (mm)	D (mm)	E (mm)	B (mm)	Oznaka
20	G 3/4''	41.3	15.0	34	71	SFS 45 SUPERCAT DN20 41.3
20	G 1''	47.6	14.5	36	72	SFS 45 SUPERCAT DN20 47.6
25	G 1''	47.6	20.0	39	94	SFS 45 SUPERCAT DN25 47.6
25	G 1 1/4''	54.0	20.0	37	92	SFS 45 SUPERCAT DN25 54.0
32	G 1 1/4''	54.0	26.0	47	120	SFS 45 SUPERCAT DN32 54.0
32	G 1 1/2''	63.5	26.0	54	124	SFS 45 SUPERCAT DN32 63.5
40	G 1 1/2''	63.5	32.0	54	136	SFS 45 SUPERCAT DN40 63.5

Steck-O

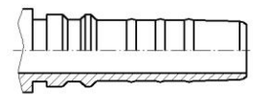

4SH DN20 ÷ DN50 (INTERLOCK)
R13-R15 6SH DN20 ÷ DN50 (INTERLOCK)

DN	Zaprivna gumica	Osigurač	d (mm)	D (mm)	B (mm)	Oznaka
06	6x2	6.8/10	4.0	10.0	34.0	Steck-O DN06
08	10x2	10.8/14.1	5.5	14.0	34.0	Steck-O DN08
10	10x2	10.8/14.1	7.0	14.0	34.0	Steck-O DN10
13	13x2,5	14/18.1	9.0	18.0	34.5	Steck-O DN13
16	15x2,5	14/18.1	12.5	21.0	35.0	Steck-O DN16
20	19x2,5	20/24.1	15.0	24.0	35.5	Steck-O DN20
25	25x2,5	27/31.1	20.0	31.0	42.3	Steck-O DN25
32	33x2,5	34/38.1	26.0	38.0	42.5	Steck-O DN32
40	41x2,5	34/38.1	32.0	47.0	48.2	Steck-O DN40
50	50x2,5	34/38.1	42.0	56.0	50.0	Steck-O DN50

Steck-O 90

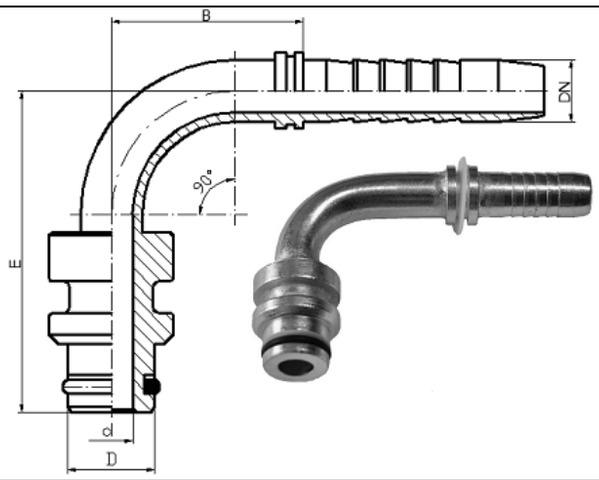

DN	Zaprivna gumica	Osigurač	d (mm)	D (mm)	E (mm)	B (mm)	Oznaka
08	10x2	10.8/14.1	5.5	14.0	50.0	21.0	Steck-O 90 DN08
10	10x2	10.8/14.1	7.0	14.0	50.0	21.0	Steck-O 90 DN10
13	13x2,5	14/18.1	9.0	18.0	53.0	50.0	Steck-O 90 DN13
20	19x2,5	20/24.1	15.0	24.0	70.0	65	Steck-O 90 DN20
25	25x2,5	27/31.1	20.0	31.0	89.0	73	Steck-O 90 DN25

KARCHER L16

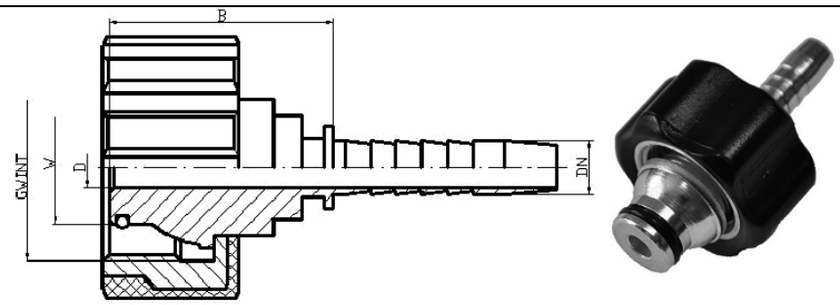

DN	Prirubnica	D (mm)	W (mm)	B (mm)	Oznaka
06	M22x1,5	4.0	14.0	29.0	KARCHER DN06 M22x1.5 L16
08	M22x1,5	5.5	14.0	29.0	KARCHER DN08 M22x1.5 L16
10	M22x1,5	7.0	14.0	29.0	KARCHER DN10 M22x1.5 L16

KARCHER L22

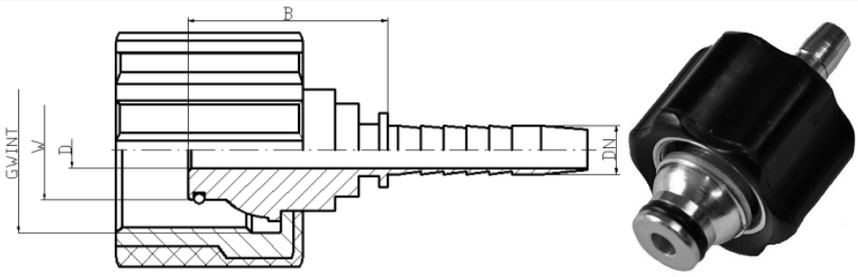

DN	Prirubnica	D (mm)	W (mm)	B (mm)	Oznaka
06	M22x1,5	4.0	14.0	29.0	KARCHER DN06 M22x1.5 L22
08	M22x1,5	5.5	14.0	29.0	KARCHER DN08 M22x1.5 L22
10	M22x1,5	7.0	14.0	29.0	KARCHER DN10 M22x1.5 L22

KARCHER

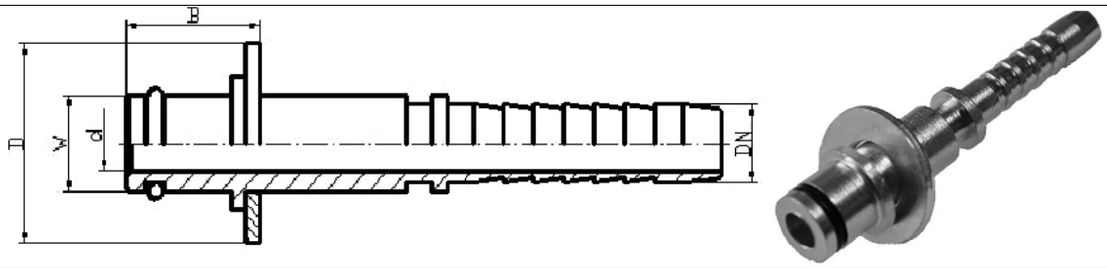

DN	d (mm)	D (mm)	W (mm)	B (mm)	Oznaka
06	4.0	21.0	10	12.0	KARCHER DN06 W10
06	4.0	21.0	11	12.0	KARCHER DN06 W11
08	5.5	21.0	10	12.0	KARCHER DN08 W10
08	5.5	21.0	11	12.0	KARCHER DN08 W11

Adapter G-G S-S

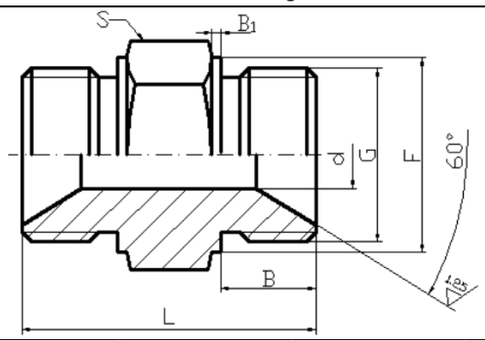

Navoj	d (mm)	S (mm)	B(mm)	L(mm)	B1(mm)	F (mm)
G 1/8	3	14	8	27	1,5	13,5
G 1/4	5,5	19	12	33	1,5	18,5
G 3/8	7	22	12	36	2	21,5
G 1/2	11	27	14	42	2	26,5
G 5/8	12	30	16	46	2	29,5
G 3/4	15	32	16	47	2,5	31,5
G 1	20,5	41	18	52	3	40,5
G 1 1/4	25	50	20	60	3	49,5
G 1 1/2	30	55	22	66	3	54,5
G2	42	70	25	72	3	69,5

Adapter redukcija G-G S-S

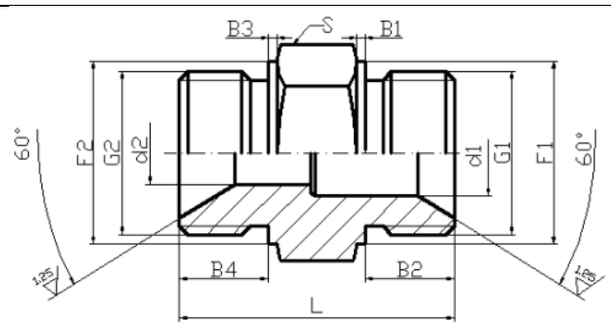

Navoj G1	Navoj G2	d1 (mm)	d2 (mm)	B1 (mm)	B2 (mm)	B3 (mm)	B4 (mm)	F1 (mm)	F2 (mm)	L (mm)	S (mm)
G 1/4	G 1/8	5,5	3	1,5	12	1,5	8	18,5	13,5	31	19
G 3/8	G 1/4	7	5,5	2	12	1,5	12	21,5	18,5	35,5	22
G 1/2	G 3/8	11	7	2	14	2	12	26,5	21,5	38	27
G 5/8	G 1/2	12	11	2	16	2	14	29,5	26,5	44	30
G 3/4	G 5/8	15	12	2,5	16	2	16	31,5	29,5	46,5	32
G 1	G 3/4	20,5	15	3	18	2,5	16	40,5	31,5	49,5	41
G 1 1/4	G 1	25	20,5	3	20	3	18	49,5	40,5	56	50
G 1 1/2	G 1 1/4	30	25	3	22	3	20	54,5	49,5	62	55
G2 G	G1 1/2	42	30	3	25	3	22	69,5	54,5	69	70

Adapter M-M S-S 60°

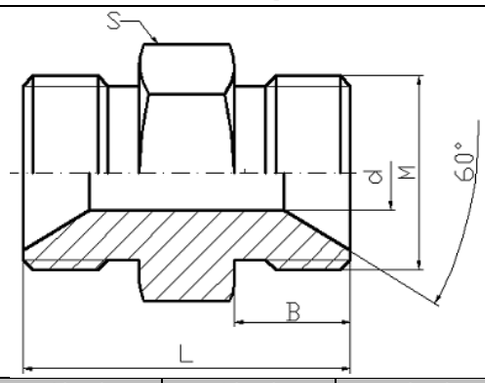

Navoj	d (mm)	S (mm)	B (mm)	L (mm)	B1 (mm)	F (mm)
M16x1,5	8	19	12	36	2	18
M20x1,5	10	24	12	38	2	23
M27x1,5	16	24	14	45	2,5	23
M33x2	20	36	14	46	3	35

Ostali adapter i redukcije

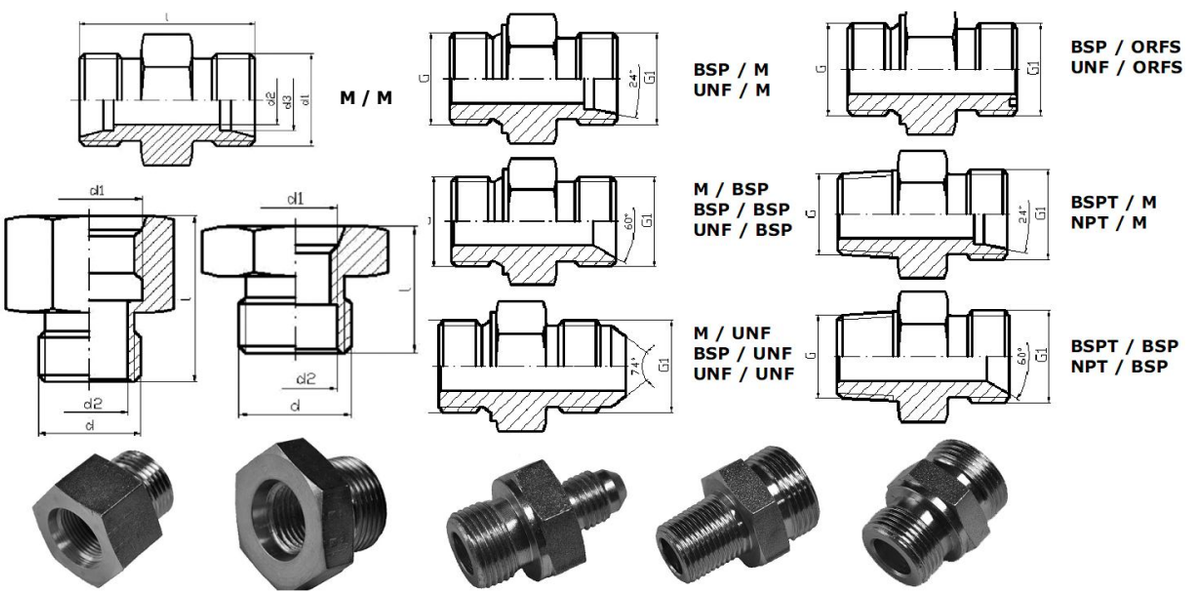

Hidraulične brze spojke, Hidraulične slavine i nepovratni ventili, Kamlok spojnice

Hidraulične brze spojke
Hidraulične slavine i nepovratni ventili
Hidraulične slavine i nepovratni ventili
Kamlok spojnice

Hidraulične brze spojke

- Hidraulična brza spojka pocinkovana ISO 7241-A INTEVA (130-350bar)..... 75
- Hidraulična brza spojka pocinkovana HPA 700bara INTEVA..... 77
- Hidraulična brza spojka pocinkovana HPA 1200bara INTEVA..... 79
- Ostale hidraulične brze spojke INTEVA 80
- Hidraulična brza spojka 1/4“ 1500bara..... 82

Hidraulične slavine i nepovratni ventili

- Hidraulična slavina V2RH INTEVA..... 83
- Hidraulična slavina V2RD INTEVA..... 85
- Ostale hidraulične slavine INTEVA..... 87
- Nepovratni ventili INTEVA..... 87

Kamlok spojnice

- Tip-A MAUN..... 88
- Tip-B ZSSN..... 88
- Tip-C ZSZC..... 88
- Tip-D ZSUN..... 89
- Tip-E MAZC..... 89
- Tip-F MASN..... 89
- Tip-DP CEP..... 90
- Tip-AWB MAV..... 90
- Tip-DWB ZSV..... 90

101 SERIES
ISO-A

Brze spojke su proizvedene po standard ISO 7241-A, DN13 ISO 5675. Zaptivajuci sistem je sa ventilom sa iglicom ili loptom. Proizvodi se sa standardnim navojima BSP, NPTF, SAE/ORB. Ostalo je dostupno na zahtev.

-Materijal

Telo: Ugljenični čelik EN-10277-3
Zaptivke: NBR, Viton ili EPDM
Nepovratni prsten: PTFE
Lopte: AISI 1010/1015
Opruge: Ugljenični čelik DIN 17233/84(B)

-Radna temperature (Zaptivke)

NBR	Viton	EPDM
+100ºC	+200ºC	+150ºC
-30ºC	-10ºC	-40ºC

-Primena: Dizajnirane su za hidraulične instalacije prema Evropskoj Direktivi 97.23EC
-Ekvivalenti: FASTER ANV, AEROQUIP FD56, PARKER 6600, SNAP-TITE 61
-Primer označavanja:

101.11112BC

Serija	Materijal	Deo	Zatvaranje	O-ring	Veličina	Navoj
101.	1- Ugljenični č. 2- AISI 316 3- AISI 303 4- Mesing	1- Muški 2- Ženski	0- Bez ventila 1- Sa iglicom 2- Sa loptom	0- Bez zaptivke 1- NBR 2-Viton 3- EPDM	1- 06 1/4" 2- 10 3/8" 3- 13 1/2" 4- 20 3/4" 5- 25 1" 6- 32 1-1/4" 7- 40 1-1/2" 8- 50 2"	Videti tabelu

HIDRAULIČNA BRZA SPOJKA POCINKOVANA ISO-A ISO 7241-A (130-350bar)

MUŠKI DEO SPOJKE

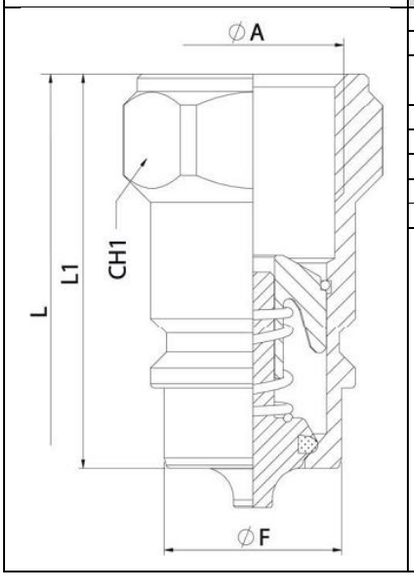

DN	CH1	L1	ØF	L
06	19	36	11,80	72
10	22	40,5	17,25	81
13	37	46	20,56	87,50
	30			
20	36	56	29	112
25	41	63	34,30	126
32	50	75	44,95	150
40	60	55	55	167
50	75	65,16	65,1	210

DN	ØA	Oznaka navoja	Pritrisak bar
06	1/4" BSP	AB	350
	1/4"NPTF	BB	
10	3/8" BSP	AC	300
	3/8"NPTF	BC	
	3/8" BSP	DC	
	9/16"-18	GC	
13	1/2" BSP	AD	300
	1/2"NPTF	BD	
	M22x1.5	NG	
	3/4"-16	GF	
	7/8'-14	GH	
20	3/4" BSP	AE	250
	3/4"NPTF	BE	
	1-1/16"-12	GK	
25	1" BSP	AF	230
	1"NPTF	BF	
	1-5/16"-12	GO	
32	1-1/4" BSP	AG	230
	1-1/4"NPTF	BG	
40	1-1/2" BSP	AH	200
	1-1/2"NPTF	BH	
50	2" BSP	AI	130
	2"NPTF	BI	

ŽENSKI DEO SPOJKE

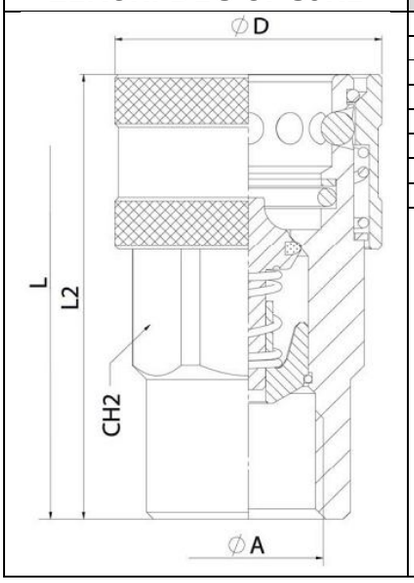

DN	CH1	L2	ØD	L
06	19	51	AB	72
10	24	58,50	BB	81
13	30	63,50	AC	87,5
20	38	83,50	BC	112
25	46	97	DC	126
32	50	117	GC	150
40	60	133	AD	167
50	75	165	BD	210

DN	ØA	Oznaka navoja	Pritrisak bar
06	1/4" BSP	AB	350
	1/4"NPTF	BB	
10	3/8" BSP	AC	300
	3/8"NPTF	BC	
	3/8" BSP	DC	
	9/16"-18	GC	
13	1/2" BSP	AD	300
	1/2"NPTF	BD	
	M22x1.5	NG	
	3/4"-16	GF	
	7/8'-14	GH	
20	3/4" BSP	AE	250
	3/4"NPTF	BE	
	1-1/16"-12	GK	
25	1" BSP	AF	230
	1"NPTF	BF	
	1-5/16"-12	GO	
32	1-1/4" BSP	AG	230
	1-1/4"NPTF	BG	
40	1-1/2" BSP	AH	200
	1-1/2"NPTF	BH	
50	2" BSP	AI	130
	2"NPTF	BI	

202 SERIES HPA

BALL VALVE

Ove brze spojke su dizajnirane za cilindre, ručne pumpe i slične visoko pritisne hidraulične sisteme. Nepovratni ventil moze biti na iglicu ili loptu. Dostupne su sa NPTF navojima.

Materijal

Telo: Ugljenični čelik EN-10277-3 / AISI 316L
Zaptivke: NBR, Viton ili EPDM
Lopte: AISI 1010/1015 / AISI316W. 14401
Opruge: Ugljenični čelik DIN 17233/84(B)
AISI 302 DIN 17224

-Radna temperature (Zaptivke)

NBR	Viton	EPDM
+100ºC	+200ºC	+150ºC
-30ºC	-10ºC	-40ºC

-Primena: Dizajnirane su za hidraulične instalacije prema Evropskoj Direktivi 97.23EC
-Ekvivalenti: ENERPAC C-604, CEJN 230, PARKER 3000
-Primer označavanja:

202 .12242 BN

Serija	Materijal	Deo	Zatvaranje	O-ring	Veličina	Navoj
202.	1- Ugljenični č. 2- AISI 316	1- Muški 2- Ženski	1- Sa iglicom 2- Sa loptom	0- Bez zaptivke 1- NBR 4- NBR 90Sh	1- 06 1/4" 2- 10 3/8"	Videti tabelu

HIDRAULIČNA BRZA SPOJKA POCINKOVANA
HPA – 700 bara

Muški deo spojke

DN	ØA	Oznaka navoja	Radni pritisak bar	E/C	ØG	L1	ØF	L
06	1/4" NPTF	BB	700	19	1" UN	34	15,85	75,5
10	3/8" NPTF	BC	700	24	1"-3/16 UN	38,88	18,99	87,14

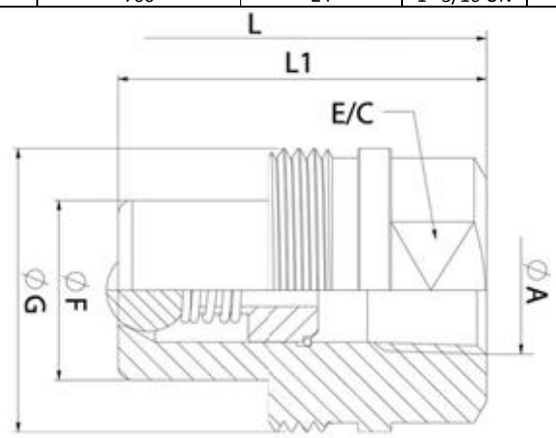

Ženski deo spojke

DN	ØA	Oznaka navoja	Radni pritisak bar	CH2	L2	ØD	L
06	1/4" NPTF	BB	700	19	34	15,85	75,5
10	3/8" NPTF	BC	700	24	38,88	18,99	87,14

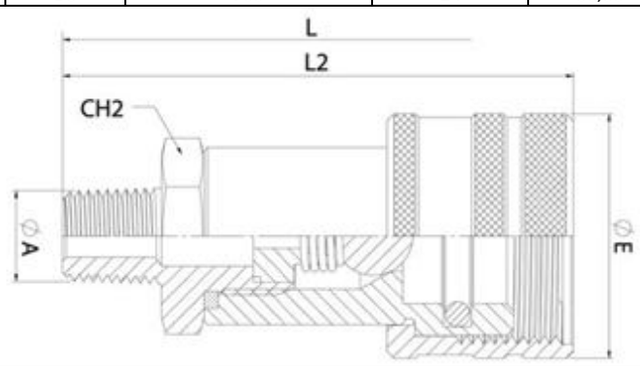

HIDRAULIČNA BRZA SPOJKA POCINKOVANA
HPA – 1200bara

Muški deo spojke

DN	ØA	Oznaka navoja	Radni pritisak bar	E/C	ØG	L1	ØF	L
06	1/4” NPTF	BB	1200	*	*	*	*	*
10	3/8” NPTF	BC	1200	24	1”-3/16 UN	38,88	18,99	72,75

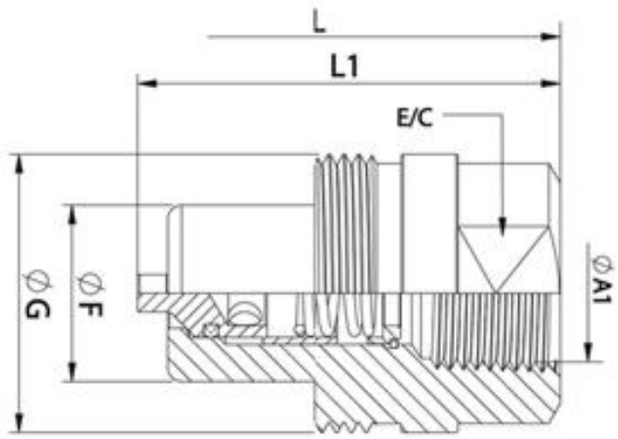

Ženski deo spojke

DN	ØA	Oznaka navoja	Radni pritisak bar	CH2	L2	ØE	L
06	1/4” NPTF	BB	1200	*	*	*	*
10	3/8” NPTF	BC	1200	22	45,50	34,50	72,75

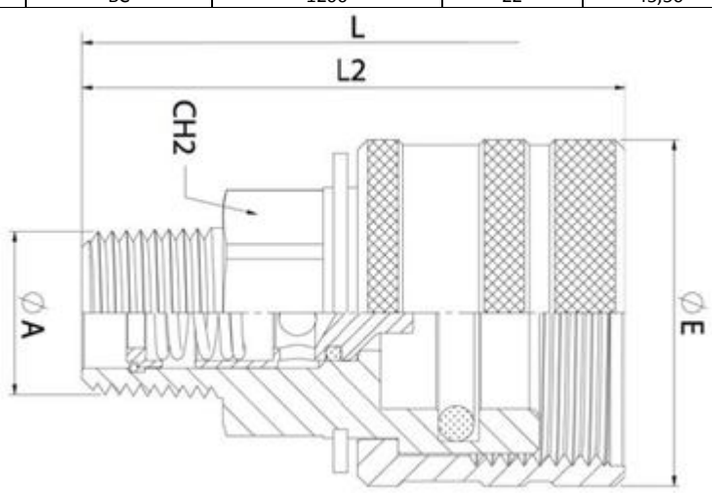

Ostale brze spojke proizvođača INTEVA

Serija 102 ISO-A ISO7241-A 	**Serija 103 ISO B prema ISO 7241-B** DN40-DN50	
Serija 104 DIN 	**Serija 105 PSH** 	**Serija 106 DIA**
Serija 107 PSM 	**Serija 120 IFR** 	**Serija 122 AGR**
Serija 123 AGR+ISO-A 	**Serija 125 TFH** 	**Serija 126 TPL**

Serija 127 JAP	Serija 128 TVZ	Serija 129 ISO-A
Serija 131 CPR	Serija 140 CVF	Serija 190 RBP
Serija 201 VCR	Serija 203 TGW	Serija 204 AEV
Serija 205 STG DIN 2353	Serija 206 SRK DIN 2353	Serija 207 CAT

HIDRAULIČNA BRZA SPOJKA ¼” 1500bara

Ženski deo spojke

A	Hex mm	L mm	L1 mm	D mm	Radni pritisak	Rasprskavajuci pritisak
G1/4	24	59	12	276	1500	>3500
1/4”-18 NPTF	24	59	12	276	1500	>3500
G3/8	24	59	12	276	1500	>3500
3/8”-1/ NPTF	24	59	12	276	1500	>3500

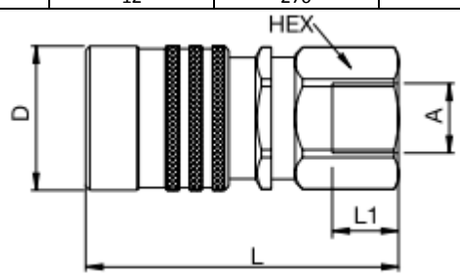

Ženski deo spojke

A	Hex mm	L mm	L1 mm	D mm	Radni pritisak	Rasprskavajuci pritisak
G1/4	22	38	12	24,5	1500	>3500
1/4”-18 NPTF	22	38	12	24,5	1500	>3500

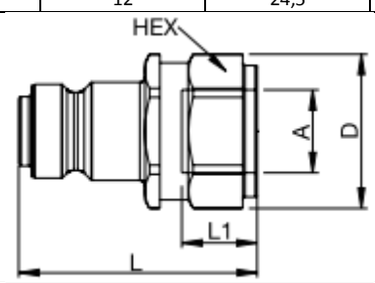

-Materijal:
Ugljenični celik EN-10277-3 / AISI 316L / AISI 303
Zaptivanje: NBR, Viton ili EPDM
Lopta: P.O.M. (Delrin®=)
Ručica: Zamak-5

-Radna temperatura:

	NBR	Viton	EPDM
	+100ºC	+200ºC	+150ºC
	-30ºC	-10ºC	-40ºC

-Aplikacija: Dizajnirana za hidraulične aplikacije po Evropskoj direktivi 97.23.EC, specijalno za američko tržište.

-Ekvivalenti: PISTER BKH, MHA BKH, HZDAC KHB, DMIC DVH

Primer označavanja:

402.1015 AF

Serija	Materijal	Rupe za montažu	O-Ring	Veličina	Navoj
402.	1- Ugljenični č. 2- AISI 316 3- AISI 303	0- Bez 1- Sa	1- NBR 2- Viton 3- EPDM	1- 1/4" DN06 2- 3/8" DN10 3- 1/2" DN13 4- 3/4" DN20 5- 1" DN25	Videti tabelu

Hidraulična loptasta slavina Serije 402 V2RH sa navojima BSP, NPTF, ORB, SAE

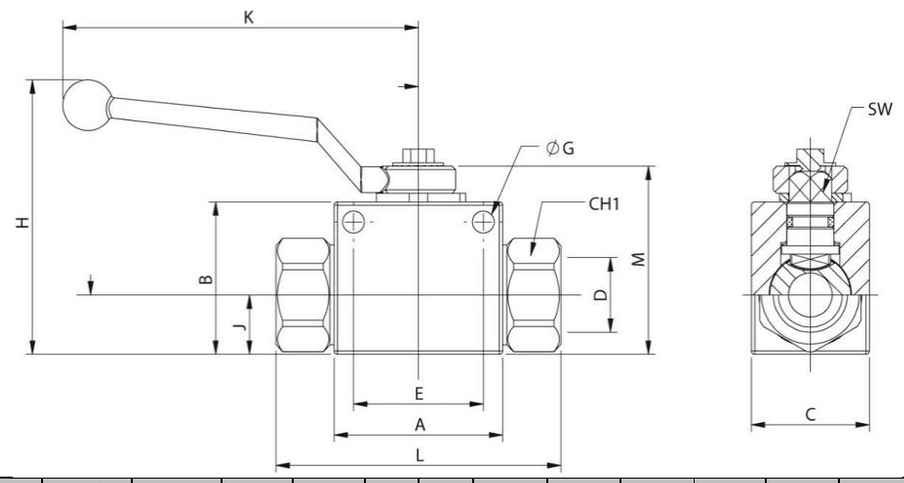

DN	D	Oznaka navoja	Radni pritisak	CH1	L	A	B	M	K	H	J	C	SW	G	E
06	1/4“ BSP	AB	500 bar	22	72,6	40	35	45,5	105,5	71	13	26	8,9	4,5	31,5
	1/4“NPTF	BB													
	7/16“-20ORB	GA													
10	3/8“ BSP	AC		27	75,4	45	40	50,5	105,5	76	16	32	8,9	5,2	31,5
	3/8“ NPTF	BC													
	9/16“ ORB	GC													
13	1/2“ BSP	AD		30	84,5	50	45	55,5	105,5	81	17,5	35	8,9	6,5	38,5
	1/2“ NPTF	BD													
	3/4“-16 ORB	GF													
20	3/4“ BSP	AE	400 bar	41	93,4	60	58	73	159,5	108	23	50	13,9	6,5	48,5
	3/4“ NPTF	BE													
	1-1/16“-12ORB	GK													
25	1“ BSP	AF	350 bar	46	114,5	65	65	80	159,5	115	27,5	57	13,9	8,5	50,5
	1“ NPTF	BF		46	114,5										
	1-1/4“ BSP	AG		50	136,5										
	1-1/4“NPTF	BG		50	136,5										
	1-1/2“BSP	AH		55	146,5										
	1-1/2“ NPTF	BH		55	146,5										
	1-5/16-12ORB	GO		46	114,5										

-Materijal:
Ugljenični celik EN-10277-3 / AISI 316L / AISI 303
Zaptivanje: NBR, Viton ili EPDM
Lopta: P.O.M. (Delrin®=)
Ručica: Zamak-5

-Radna temperatura:

	NBR	Viton	EPDM
	+100ºC	+200ºC	+150ºC
	-30ºC	-10ºC	-40ºC

-Aplikacija: Dizajnirana za hidraulične aplikacije po Evropskoj direktivi 97.23.EC, specijalno za američko tržište.
-Ekvivalenti: PISTER BKH, MHA BKH, HZDAC KHB, DMIC DVH
Primer označavanja:

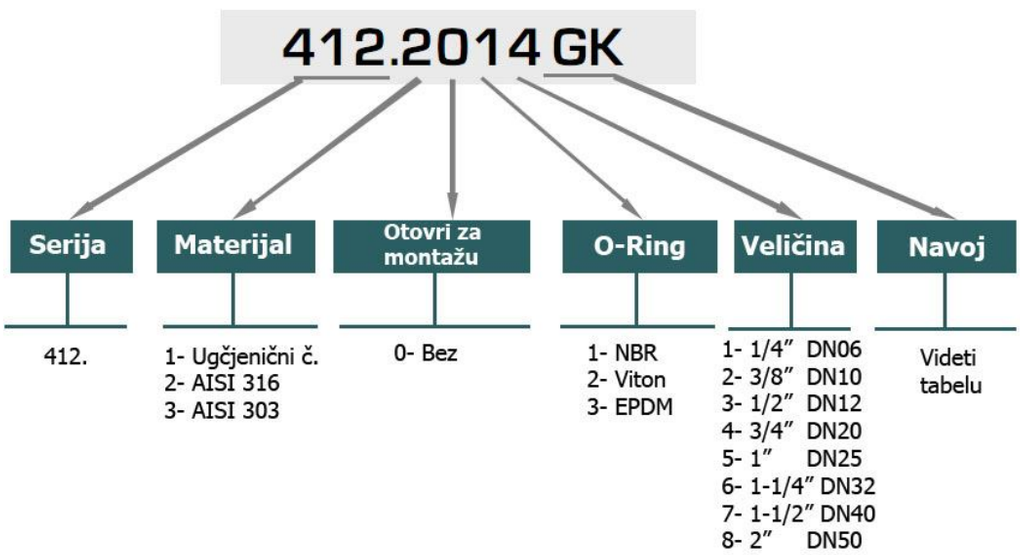

Hidraulična loptasta slavina Serije 402 V2RH sa navojima BSP, NPTF, ORB, SAE

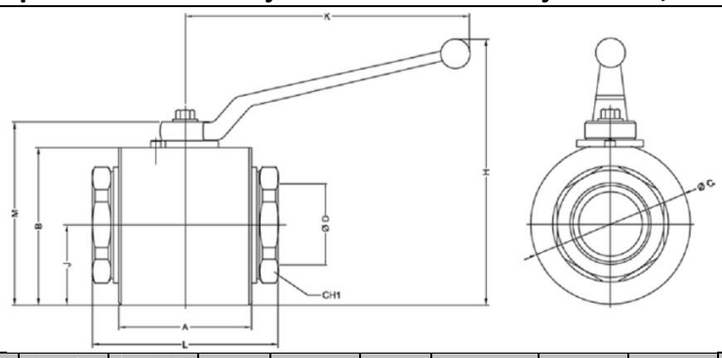

DN	D	ØT	Oznaka navoja	Radni pritisak	CH1	L	A	M	K	H	J	B	ØC
06	1/4“BSP		AB	500 bar	22	74,5	40	45,5	105,5	71	13	35	38
	1/4“NPTF		BB										
	7/16“-20ORB		GA										
	M12X1.5	6L	JB										
	M14X1.5	8L	JC										
	M16X1.5	8S	KD										
	M18X1.5	10S	KE										
10	3/8“BSP		AC	500 bar	27		45	50,5		76	16	40	45
	3/8“NPTF		BC										
	9/16“-18ORB		GC										
	M16x1.5	10L	JD										
	M18x1.5	12L	JE										
	M22X1.5	15L	JG										
	M20x1.5	12S	KF										
	M22x1.5	14S	KG										
13	1/2“BSP		AD	500 bar	30	84,5	50	55,5		81	17,5	45	48
	1/2“NPTF		BD										
	3/4“-16ORB		GF										
	M22X1.5	15L	JG										
	M26X1.5	18L	JI										
	M24X1.5	16S	KH										
	M30X2	20S	KJ										
20	3/4“BSP		AE	400 bar	41	93,4	60	73		108	50	59,5	65
	3/4“NPTF		BE										
	1-1/16“-12ORB		GK										
	M30X2	22L	JJ										
	M30X2	20S	KJ										
	M36X2	25S	KK										
25	1“BSP		AF	350 bar	46 50 55	114,5 136,5 146,5	65	80	159,5	115	27,5	65	70
	1“NPT		BF										
	1-1/4“BSP		AG										
	1-1/4“NPT		BG										
	1-1/2“BSP		AH										
	1-1/2“NPT		BH										
	1-5/16-12ORB		GO										
	M36X2	28L	JK										
	M42X2	30S	KL										
32	1-1/4“BSP		AG	320 bar	55	110	80	100		135	41	85,75	90
	1-1/4“NPT		BG										
	1-5/8-12ORB		GT										
	M45X2	35L	JM										
	M52X2	38S	KN										
40	1-1/2“BSP		AH	320 bar	65	120	85	114	214	176	44,5	105	110
	1-1/2“NPT		BH										
50	2“ BSP		AI	320 bar	80	140	100	129		191	52	115	120
	2“NPTF		BI										

Ostale hidralične slavine proizvođača INTEVA

Serija 402 V2MT	**Serija 432 V3RH**	**Serija 432 V3MT**
Serija 433 V3RH	**Serija 452 V2CR**	**Serija 453 V3CR**
Serija 470 EK2		**Serija471 EK3**
Serija 472 VPN		

Nepovratni ventili proizvođača INTEVA

Serija 502 VPC	**Serija 504 ATR**	**Serija 505 ATR**

KAMLOK SPOJNICE

MUSKI ADAPTER sa unutrašnjim navojem BSP, Tip A, Nerdjajuci celik C.4573
MALE ADAPTER female threaded BSP, Part A, Stainless steel 1.4401 AISI 316

Dimenzija	DN	PN bar	Tip / Type
G 1/2”	13	16	013MAUN
G3/4”	19	16	019MAUN
G 1”	25	16	025MAUN
G1-1/4”	32	16	032MAUN
G1-1/2”	38	16	038MAUN
G2”	50	16	050MAUN
G2-1/2”	65	16	063MAUN
G3	80	14	075MAUN
G4	100	7	100MAUN

ZENSKA SPOJNICA sa spoljnim navojem BSP, Tip B, Nerdjajuci celik C.4573
FEMALE COUPLER male threaded BSP, Part B, Stainless steel 1.4401 AISI 316

Dimenzija	DN	PN bar	Tip / Type
G 1/2”	13	16	013ZSSN
G3/4”	19	16	019ZSSN
G 1”	25	16	025ZSSN
G1-1/4”	32	16	032ZSSN
G1-1/2”	38	16	038ZSSN
G2”	50	16	050ZSSN
G2-1/2”	65	16	063ZSSN
G3	80	14	075ZSSN
G4	100	7	100ZSSN

ZENSKA SPOJNICA sa nastavkom za crevo, Tip C, Nerdjajuci celik C.4573
FEMALE COUPLER with hose stem, Part C, Stainless steel 1.4401 AISI 316

Dimenzija	DN	PN bar	Tip / Type
G 1/2”	13	16	013ZSCR
G3/4”	19	16	019ZSCR
G 1”	25	16	025ZSCR
G1-1/4”	32	16	032ZSCR
G1-1/2”	38	16	038ZSCR
G2”	50	16	050ZSCR
G2-1/2”	65	16	063ZSCR
G3	80	14	075ZSCR
G4	100	7	100ZSCR

ZENSKA SPOJNICA sa unutrašnjim navojem BSP, Tip D, Nerdjajuci celik C.4573
FEMALE COUPLER female threaded BSP, Part D, Stainless steel 1.4401 AISI 316

Dimenzija	DN	PN bar	Tip / Type
G 1/2”	13	16	013ZSUN
G3/4”	19	16	019ZSUN
G 1”	25	16	025ZSUN
G1-1/4”	32	16	032ZSUN
G1-1/2”	38	16	038ZSUN
G2”	50	16	050ZSUN
G2-1/2”	65	16	063ZSUN
G3	80	14	075ZSUN
G4	100	7	100ZSUN

MUSKI ADAPTER sa nastavkom ca crevo, Tip E, Nerdjajuci celik C.4573
MALE ADAPTER hose stem, Part E, Stainless steel 1.4401 AISI 316

Dimenzija	DN	PN bar	Tip / Type
G 1/2”	13	16	013MACR
G3/4”	19	16	019MACR
G 1”	25	16	025MACR
G1-1/4”	32	16	032MACR
G1-1/2”	38	16	038MACR
G2”	50	16	050MACR
G2-1/2”	65	16	063MACR
G3	80	14	075MACR
G4	100	7	100MACR

MUSKI ADAPTER sa spoljnim navojem BSP, Tip F, Nerdjajuci celik C.4573
MALE ADAPTER male threaded BSP, Part F, Stainless steel 1.4401 AISI 316

Dimenzija	DN	PN bar	Tip / Type
G 1/2”	13	16	013MASN
G3/4”	19	16	019MASN
G 1”	25	16	025MASN
G1-1/4”	32	16	032MASN
G1-1/2”	38	16	038MASN
G2”	50	16	050MASN
G2-1/2”	65	16	063MASN
G3	80	14	075MASN
G4	100	7	100MASN

MUSKI ADAPTER čep, Tip DP, Nerdjajuci celik C.4573
MALE ADAPTER dust plugs, Part DP, Stainless steel 1.4401 AISI 316

Dimenzija	DN	PN bar	Tip / Type
G 1/2”	13	16	013MADP
G3/4”	19	16	019MADP
G 1”	25	16	025MADP
G1-1/4”	32	16	032MADP
G1-1/2”	38	16	038MADP
G2”	50	16	050MADP
G2-1/2”	65	16	063MADP
G3	80	14	075MADP
G4	100	7	100MADP

MUŠKI ADAPTER ZA VARENJE Tip AWB, Nerdjajuci celik C.4573
ADAPTOR WITH BUTTWELD CONNECTION, Part AWB, Stainless steel AISI 316

Dimenzija	DN	PN bar	Tip / Type
G 1/2”	13	16	013MAVR
G3/4”	19	16	019MAVR
G 1”	25	16	025MAVR
G1-1/4”	32	16	032MAVR
G1-1/2”	38	16	038MAVR
G2”	50	16	050MAVR
G2-1/2”	65	16	063MAVR
G3	80	14	075MAVR
G4	100	7	100MAVR

ŽENSKA SPOJNICA ZA VARENJE Tip DWB,Nerđajući čelik C.4573
COUPLER WITH BUTTWELD CONNECTION, Part DWB, Stainless steel AISI 316

Dimenzija	DN	PN bar	Tip / Type
G 1/2”	13	16	013ZSVR
G3/4”	19	16	019ZSVR
G 1”	25	16	025ZSVR
G1-1/4”	32	16	032ZSVR
G1-1/2”	38	16	038ZSVR
G2”	50	16	050ZSVR
G2-1/2”	65	16	063ZSVR
G3	80	14	075ZSVR
G4	100	7	100ZSVR

Vatrootporni materijali

- Vatrootporna creva PYROJACKET 92
- Kanap presvucen silikonom PyroRope 93
- Vatrootporni kanap AVSil 93
- Vatrootporne čarapice TSB / TSBL 94
- Vatrootporne trake PT 05
- Vatrootporni prekrivač PYROBLANKET 96
- Spiralna PVC zaštita 97
- Metalna zaštita 98

VATROOTPORNI MATERIJALI-ZAŠTITA

Oblast primene:
- Čeličane,
- Elektro postrojenja,
- Brodogradilišta,
- Visoke peći,
- Rafinerije nafte,
- Valjaonicama -Cu/ -Al,
- Topionicama metala.....

VATROOTPORNA CREVA PYROJACKET

Temperaturno otporna creva **PJA** izrađena od fiberglasa presvučena Silikonskom gumom izuzetne otpornosti na temperature i habanje.
Temperaturno otporno crevo izdržava ponovljeno izlaganje materijalima u stanju rastopa (čelik, aluminijum, staklo…) do temperatura od 1650 °C.
U slučajevima izlaganja otvorenom plamenu silikonska guma se pretvara u zaštitnu koru stvarajući zaštitni sloj SiO 2.
Koriste se za zaštitu hidrauličkih i drugih creva, provodnika, kablova, štiti osoblje od opekotina, smanjuje troškove energije….

Stalna temp. otpornost	260 °C	DIMENZIJE UNUTRAŠNJI PREČNIK OD 6-127 mm preko 127 mm sa velkro čičak trakom do 350 mm
Max. Temp. Otpornost	1650 °C	
Otpornost na tečni metal	IZUZETNA	
Otpornost na plamen	VEOMA DOBRA	
Otpornost na abraziju	DOBRA	
Savitljivost	IZUZETNA	
Otpornost na vodu i ulje	IZUZETNA	

Oznaka	Unutrašnji prečnik mm
PJA-04	6
PJA-05	8
PJA-06	10
PJA-07	11
PJA-08	13
PJA-10	16
PJA-12	19
PJA-14	22
PJA-16	25
PJA-18	29
PJA-20	32
PJA-22	35
PJA-24	38

Oznaka	Unutrašnji prečnik mm
PJA-26	41
PJA-28	44
PJA-32	51
PJA-36	57
PJA-40	64
PJA-44	70
PJA-48	76
PJA-52	83
PJA-56	89
PJA-60	95
PJA-64	102
PJA-72	114
PJA-80	127

KANAPI PRESVIČENI SILIKONOM

Idealan visoko temperaturni zaptivac kada se ukaze potreba za otpornoscu prema abraziji i / ili otpornost prema ulju, vlazi, tecnim metalima ili plamenu.

Kanap presvucen tankim premazom gvozdje oksida i crvene silikonske gume. Proizvode se pleteni ili predeni u raznim gustinama. Precnici od 1/4" (6 mm) do 3" (76 mm).

VATROOTPORNI KANAPI PyroRope™

Idealan visoko temperaturni zaptivač kada se ukaže potreba za otpornošću prema abraziji i / ili otpornost prema ulju, vlazi, tečnim metalima ili plamenu.
Kanap presvučen tankim premazom gvožđe oksida I crvene silikonske gume.
Proizvode se pleteni ili predeni u raznim gustinama.
Prečnici od 1/4" (6 mm) do 3" (76 mm).

VATROOTPORNI KANAPI

AVSil Amorfni Silikonski kanapi se koriste za zaštitu od visokih temperatura, kao zaptivači ili kao jezgra za izolacione trake. Radi olakšanog rukovanja prilikom instalacije kanap AVSil kanap ima premaz koji se razloži prilikom povišenja temperature.

Prema potrebi kanapi se mogu modifikovati dodavanjem pletene čelične žice.

AVSil Silca Kanap - Upreden	
BROJ PROIZVODA	**PREČNIK**
TR-H-1/4	1/4 in.
TR-H-3/8	3/8 in.
TR-H-1/2	1/2 in.
TR-H-3/4	3/4 in.
TR-H-1	1 in.

Standardne rolne 100 fita osim TR-H-1 koji se isporučuje u rolnama od 75 fita.

AVSil Silca Kanap - Pleteni	
BROJ PROIZVODA	**PREČNIK**
BR-H-1/4	1/4 in.
BR-H-3/8	3/8 in.
BR-H-1/2	1/2 in.
BR-H-5/8	5/8 in.
BR-H-3/4	3/4 in.
BR-H-1	1 in.
BR-1 3/8	1 3/8 in.

VATROOTPORNE ČARAPICE

Temperaturno otporne čarapice izrađene od fiberglasa. Koriste se za zaštitu hidrauličkih i drugih creva, provodnika, kablova, štiti osoblje od opekotina, smanjuje troškove energije.

Temperaturno otporna čarapica izrađena je od glatkih staklenih vlakana višeugaono upletenih da dozvoli približno 25% širenja i skupljanja.

VATROOTPORNE ČARAPICE THERMOSLEEVE

Temperaturno otporne čarapice izrađene od fiberglasa. Koriste se za zaštitu hidrauličkih i drugih creva, provodnika, kablova, štiti osoblje od opekotina, smanjuje troškove energije.

Temperaturno otporna čarapica izrađena je od glatkih staklenih vlakana višeugaono upletenih da dozvoli približno 25% širenja i skupljanja.

Gusto pletene čarapice od fiberglasa THERMOSLEEVE S projektovane da se šire i skupljaju približno 25% od svoje nominalne dimenzije. Glatko upletena staklena vlakna toplotno očišćena sa akrilnim peremazom radi eliminisanja slobodnih vlakana, olakšanja rukovanja i povećanja otpornosti na abraziju.

Elastičnost daje mogućnost prilagođavanja dimenzija iako je dostupan u četiri osnovne dimenzije pokriva ceo opseg od 3/8” (10 mm) do 3-1/2" (89 mm).

Debljina zida 3,2mm	
Oznaka	**Dimenzija mm**
TSB-08	13
TSB-12	19
TSB-14	22
TSB-16	25
TSB-20	32
TSB-24	38
TSB-32	51
TSB-40	64
TSB-48	76
TSB-64	102

Debljina zida 1,6mm	
Oznaka	**Dimenzija mm**
TSBL-08	13
TSBL-12	19
TSBL-14	22
TSBL-16	25
TSBL-20	32
TSBL-24	38
TSBL-32	51
TSBL-40	64
TSBL-48	76
TSBL-64	102

VATROTPORNE TRAKE

Lepljiva izuzetno masivna traka od fiberglasa koja izdržava visoke temperature i trenutno štiti od tečnog metala. Vatrootporne trake mogu da izdrže ponovljeno izlaganje rastopljenom čeliku, aluminijumu, staklu…
Do 1650 °C.
Zaštita od visokih temperatura za cevi i kablove Pyrotape® izdržava stalno izlaganje temperaturama do260°C, do 1090°C u trajanju 15-20 minuta , i do 1650°C u trajanju 15-30 sekundi.
U slučajevima izlaganja otvorenom plamenu silikonska guma se pretvara u zaštitnu koru stvarajući zaštitni sloj SiO 2.

Instalacija bez lepljenja. Vatrootporna traka PT ima izuzetnu modulaciju i elastičnost i može da obuhvati bilo koji prečnik cevi ili creva spiralnim namotavanjem sa 50% preklopa.

Stalna temp. otpornost	260 °C
Max. Temp. Otpornost	1650 °C
Otpornost na tečni metal	IZUZETNA
Otpornost na plamen	VEOMA DOBRA
Otpornost na abraziju	DOBRA
Savitljivost	IZUZETNA
Otpornost na vodu i ulje	IZUZETNA

OZNAKA	ŠIRINA mm
PT-01	25
PT-02	50
PT-03	76
PT-04	102
PT-05	127

VATROOTPORNI PREKRIVAČI



Pyroblanket masivan prekrivač kondtruisan od pletiva staklenih vlakana I presvučen debljim gvožđe oksida I crvene silikonske gume. Ovaj sloj odbija rastopljeni metal ili staklo.
Ovaj material se koristi za izradu specijalnih poklopaca I zavesa kod elektrolučnih peći, visokih peći kao I livnicama gde se javlja prskanje restoplkenog metala ili stakla. Može se seci I prilagođavati raznim oblicima I formama.

PYROBLANKET	
Stalna temp. otpornost	260 °C
Max. Temp. Otpornost	1650 °C
Otpornost na tečni metal	IZUZETNA
Otpornost na plamen	IZUZETNA
Otpornost na abraziju	IZUZETNA
Savitljivost	VRLO DOBRA
Otpornost na vodu i ulje	VRLO DOBRA
Boja	Gvožđe oksid crvena

PYROBLANKET				
Širina	Grama /m²	Presvučen	Oznaka	Boja
1016mm	3260	1 strana	PB96-40-1	crvena
Dostupan u dužinama do 30m				

Spirala je napravljena od polietilena visoke gustine, cvrsto naleye na crevo ili kabl koji se štiti. Materijal je veoma otporan na habanje i UV zrake. Radna temperature je od -20°C do +100°C.

Spoljni prečnik	Debljina zida	Širina trake	Težina	Opsek primene
12,0	1,5	10,0	46	10÷17
16,0	1,5	12,0	60	12÷22
20,0	1,8	14,5	73	16÷27
25,0	2,0	21,0	112	22÷35
32,0	2,0	24,0	143	27÷43
40,0	2,5	30,0	217	33÷55
50,0	3,0	35,0	278	42÷64
63,0	3,5	40,0	588	52÷75
75,0	3,4	40,0	813	65÷96
90,0	5,0	45,0	1033	80÷125
110,0	5,5	55,0	1200	97÷150

Metalna zaštita

Metalni oplet se može izradjivati od AISI 304 i žice od pocinkovanog čelika. Proizvodi se za prečnije od 10 do 130mm.

Hemijski sastav INOX AISI 304							
Element	C	Si	Mn	P	S	Ni	Cr
%	0,08	1,00	2,00	0,045	0,030	8,00	18,00

Hemijski sastav pocinkovane žice				
Element	C	Mn	P	S
%	0,08	0,45	0,035	0,035

Bešavne hidraulične cevi i pribor

- Bešavne hidraulične cevi..... 100
- Nosači cevi..... 102
- Uvrtni priključci DIN2353 / ISO 8434-1..... 108
  - Navrtka i usečni prsten M... / UP... 116
  - Nastavni priključak B... 117
  - Kolenasti nastavni priključak E... 118
  - T- priključak J... 119
  - Priključak za uvrtanje A...M..... 120
  - Priključak za uvrtanje A...G..... 121
  - Priključak za uvrtanje A.../NPT..... 122
  - Kolenasti priključak za uvrtanje EK...M/R..... 123
  - Kolenasti priključak za uvrtanje EK...M/G..... 124
  - Kolenasti priključak za uvrtanje E...NPT..... 125
  - Navojni čep NZČ... / NZČ...-MZ..... 126
  - Pregradni priključak T... 127
- Precizne spojnice za cevi od nerđajućeg čelika (316SS) i mesinga..... 128
- Prirubnice prema ASME /ANSI B16.5..... 129
- Navojni kovani fitinzi..... 131
- Kovani fitinzi za varenje..... 132

HIDRAULIČNE BEŠAVNE CEVI

Na štoku imamo hidrauličke bešavne cevi hladno valjane prema standardu EN 10305-4 (DIN 2445/2) grad. St 37-4.Materijal je termički obrađen tj. tretiran (NBK). Ovo zači da hladnim valjanjem odn. hladnim finiširanjem spoljašnje površine cevi dobijaju izvandrednu fleksibilnost. Sve cevi su atestirane i testirane.Standardne dužine su 6 m, možemo ih isporučivati u sledećim varijantama:

- Fosfatizovane, spoljašnje i unutrašnje zauljene
- Elektrolitično presvučene cinkom Žuto cinkovane (Cr-Hromatizovane)
- Elektrolitično presvučene cinkom Belo cinkovane (Cr-Hrom free)

Cevi su zaštićene sa obe strane plastičnim kapicama.

HYDRAULIC TUBES

These are seamless cold drawn hydraulic line pipe according to EN 10305-4 (DIN 2445/2) of grade St 37-4 and St 52-4. Both materials are heat-treated and normalised (NBK). This means that the cold finished pipe is annealed above the upper transformation point in a controlled atmosphere giving the tubes excellent bendability. The pipe is eddy-current tested. Standard length is 6 metres and the tube can be supplied in four variations:

- Phosphated, internally and externally oiled
- Internally and externally oiled
- Electrolytically zinc coated and yellow chromated
- “Cronoline”: electrolytically zinc coated, Cr6 free

APLIKACIJA (PRIMENA)

Imaju veoma širok spektar primene u industriji I u hidrauličkim i pneumatskim instalacijama kao npr. čeličanama,brodogradilištima i ostaloj teškoj industriji.

APPLICATIONS

These hydraulic line pipes have a wide application in the hydraulics and pneumatics industries, e.g. installation companies, cylinder manufacturers, shipbuilding and other heavy industry.

U svakom trenutku na našem lageru se nalaze gore navedene cevi u sledećim dimenzijama:

Hidraučne cevi St.37.4 NBK		
Ø6x1x6000	Ø15x2x6000	Ø25x2,5x6000
Ø6x1,5x6000	Ø16x1,5x6000	Ø25x3x6000
Ø6x2x6000	Ø16x2x6000	Ø28x2x6000
Ø8x1x6000	Ø16x2,5x6000	Ø28x2,5x6000
Ø8x1,5x6000	Ø18x1x6000	Ø28x3x6000
Ø8x2x6000	Ø18x2x6000	Ø30x2,5x6000
Ø10x1x6000	Ø20x1,5x6000	Ø30x3x6000
Ø10x1,5x6000	Ø20x2x6000	Ø32x3x6000
Ø10x2x6000	Ø20x2,5x6000	Ø35x2,5x6000
Ø12x1x6000	Ø20x4x6000	Ø35x3x6000
Ø12x1,5x6000	Ø22x1,5x6000	Ø38x3x6000
Ø12x2x6000	Ø22x2x6000	Ø38x4x6000
Ø14x1,5x6000	Ø20x2,5x6000	Ø 40x3x6000
Ø14x2x6000	Ø22x3x6000	Ø 42x3x6000
Ø15x1x6000	Ø25x2x6000	Ø 45x3x6000

NOSACI CEVI

Nosači cevi su izrađeni tako da zadovoljavaju standard DIN 3015 i tako dizajnirani da „podržavaju“ cevi i creva do DN100 (4“). Oni se sastoje od dve Polipropilenske,poliamidne polovine koje su zatim spojene pločicama za varenje i montažnim šinama sa jednim ili više zavrtnjeva za noseće metalne pločice. Višecevni nosač cevi omogućava veći broj cevi iste serije/grupe da budu montirane jedna iznad druge.

Vrste Nosača cevi:
- Laka serija (A)
- Serija sa dve rupe (B)
- Teška serija (C)

Materijal:
- Polypropylene -30°C to + 90°C zelene
- Polyamid -40°C to + 120°C crne

Površinska zaštita:
- čelične pločice: Žuto Cr-hromatizovane Yellow chromated
- zavrtnji: Zn-cinkovane
- svi metalni delovi: St.37 ili prohrom

PRIMER

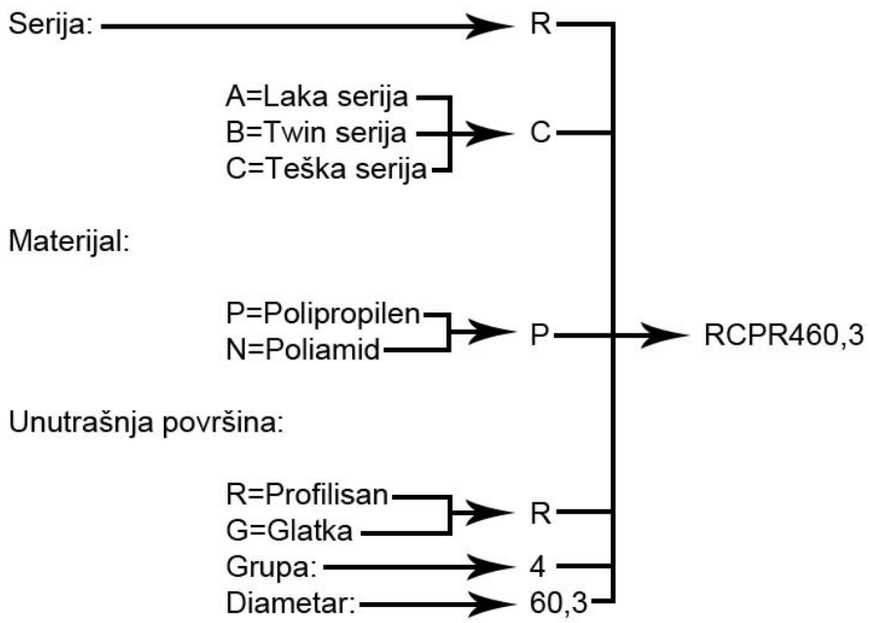

A (laka serija)

RAPR1 – komponente (dve stezne plastike, ploča za varenje, zavrtanj sa ravnom glavom, podloške)

RAPR2 - komponente (dve stezne plastike, ploča za varenje, zavrtanj sa ravnom glavom, podloške)

RAPR3 - komponente (dvr stezne pastike, ploča za varenje, gornja ploca inbus zavrtnji)

B (Twin serija)

RBP3 - komponente (dve stezne plastike, ploča za varenje, gornja ploča, heks zavrtanji)

RBP4 - komponente (dve stezne plastike, “rail nut”, gornja ploča, heks zavrtanji)

PRB8 - komponente (dve stezne plastike, “lock plate stocking” zavrtanji)

C (Teška serija)

RCPR1 - komponente (dve stezne plastike, ploča za varenje, heks zavrtanji)

RCPR2 - komponente (dve stezne plastike, ploča za varenje, gornja ploča, inbus zavrtanji)

RCPR3 - komponente (dve stezne plastike, “rail nut”, gornja ploča, stocking zavrtanji, heks zavrtanji)

RCPR5 - komponente (dve stezne plastike, “lock” plate)

PIPE CLAMPS



Tube Clamps conform to DIN 3015 and are designed to support all pipes, tubes and hoses up to 12” NB (324 mm OD). The clamps consist of two polypropylene, polyamide, aluminum or rubber clamp halves, held to a steel welding plate or monting rail by one or more bolts through a cover plate. The Multipipe Clamp allows several tubes or pipes of the same group to be stacked on top of each other.

Tube Clamp range includes:
- Light Series (A)
- Twin Series (B)
- Heavy Series (C)

Clamp Material
- Polypropylene -30°C to + 90°C dark green
- Polyamid -40°C to + 120°C black

Surface Treatment
- Steel cover plates: Yellow chromated
- Bolts: El.zinc chromated
- All metal parts: St.37 or Stainless steel

PART NUMBER EXAMPLE

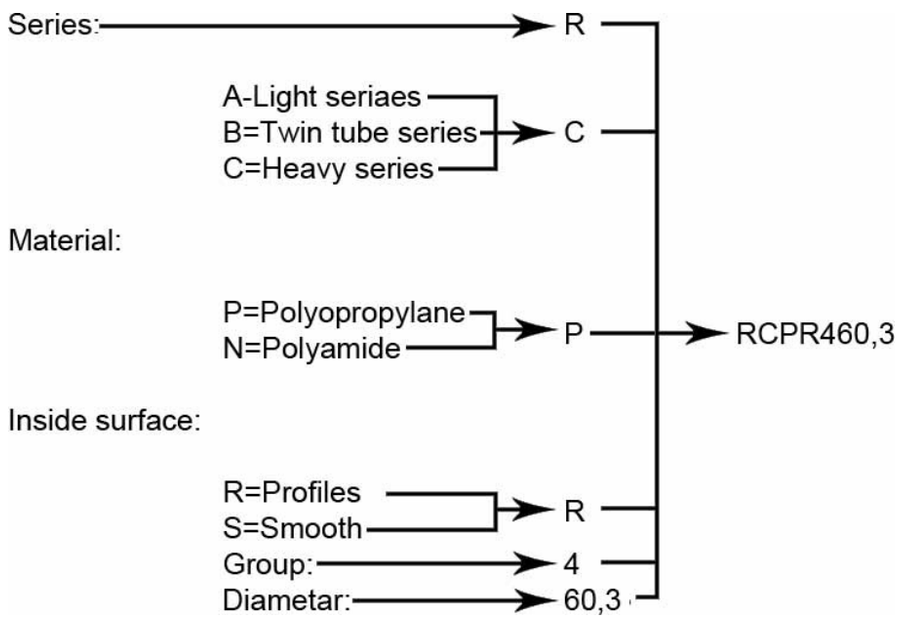

A (Light series)

RAPR 1 - components (two clamp halves,weld plates, sloted head bolts, washer)

RAPR 2 - components (two clamp halves,weld plates, sloted head bolts, washer)

RAPR 3 - components (two clamp halves,weld plates,cover plate, hex bolts)

B (Twin series)

RBP 3 - components (two clamp halves,weld plates,cover plate, hex bolts)

RBP 4 - components (two clamp halves, rail nut,cover plate, hex bolts)

RBP 8 - components (two clamp halves, locking plate stacking bolt)

C (Heavy series)

RCPR 1 - components (two clamp halves,weld plates, hex head bolts)

RCPR 2 - components (two clamp halves,weld plates, socket head bolts)

RCPR 3 - components (two clamp halves,rail nuts, stacking bolts, hex head bolts)

RCPR 5 - components (two clamp halves, locking plate)

Bešavne hidraulične cevi i pribor

SR.	Ø CEVI	RAPR (LIGHT)	SR.	RCPR (HEAVY)	NAZIVNE MERE				
					b- dužina	c- visina	d- širina	e-pod. prečnik	f
1	6	RAPR-106	1	RCPR-106	34	27	30	13,5	
	6.4	RAPR-106,4		RCPR					
	8	RAPR-108		RCPR-108					
	9.5	RAPR-109,5		RCPR					
	10	RAPR-110		RCPR-110					
	12	RAPR-112		RCPR-112					
2	12.7	RAPR-212,7		RCPR-112,7	55	32	33	16	30
	13.5	RAPR-213,5		RCPR-113,5					
	14	RAPR-214		RCPR-114					
	15	RAPR-215		RCPR-115					
	16	RAPR-216		RCPR-116					
	17.2	RAPR-217,2		RCPR-117,2					
	18	RAPR-218		RCPR-118					
3	19	RAPR-319	2	RCPR-219	48	35	33	17,5	
	20	RAPR-320		RCPR-220					
	21.3	RAPR-321,3		RCPR-221,3					
	22	RAPR-322		RCPR-222					
	23	RAPR-323		RCPR-223					
	25	RAPR-325		RCPR-225					
4	26.9	RAPR-426,9		RCPR-226,9	70	48	45	24	30
	28	RAPR-428		RCPR-228					
	30	RAPR-430		RCPR-230					
	30		3	RCPR-330	57	42	40	21	
5	32	RAPR-532		RCPR-332	80	60	60	30	30
	33.7	RAPR-533,7		RCPR-333,7					
	35	RAPR-535		RCPR-335					
	38	RAPR-538		RCPR-338					
	40	RAPR-540		RCPR-340					
	42	RAPR-542		RCPR-342					
	44.5	RAPR-544,5		RCPR-344,5					
6	45	RAPR-645	4	RCPR-445	86	66	66	33	
	48	RAPR-648		RCPR-448					
	50	RAPR-650		RCPR-450					
	50.8	RAPR-650,8		RCPR-450,8					
	52	RAPR-652		RCPR-452					
	55	RAPR-655		RCPR-455					
	57			RCPR-457	115	90	90	45	45
	60.3			RCPR-460,3					
	63			RCPR-463					
	65			RCPR-465					
	70			RCPR-470					
	70		5	RCPR-570	152	120	122	60	60
	73			RCPR-573					
	75			RCPR-575					
	76.1			RCPR-576,1					
	80			RCPR-580					
	82.5			RCPR-582,5					
	88.9			RCPR-588,9					
	90			RCPR-590					

SR.	ØCEVI	RBPR (Twin tube)	NAZIVNE MERE			
			b-dužina	c-visina	d-širina	e-pod. prečnok
1	6	RBPR-106	36	27	20	13,5
	6.4	RBPR-106,4				
	8	RBPR-108				
	9.5	RBPR-109,5				
	10	RBPR-110				
	12	RBPR-112				
2	12.7	RBPR-212,7	53	26	29	13
	13.5	RBPR-213,5				
	14	RBPR-214				
	15	RBPR-215				
	16	RBPR-216				
	17.2	RBPR-217,2				
	18	RBPR-218				
3	19	RBPR-319	67	37	36	18,5
	20	RBPR-320				
	21.3	RBPR-321,3				
	22	RBPR-322				
	25	RBPR-325				
4	26.9	RBPR-426,9	82	42	45	21
	28	RBPR-428				
	30	RBPR-430				
5	32	RBPR-532	106	54	56	27
	33.7	RBPR-533,7				
	35	RBPR-535				
	38	RBPR-538				
	42	RBPR-542				

Uvrtni priključci po DIN2353 / ISO 8434-1

KOMPONENTE		
		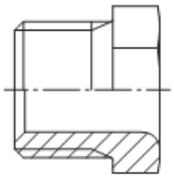
M	UP	SM

CEV NA CEV		
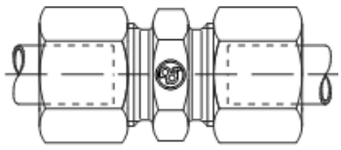	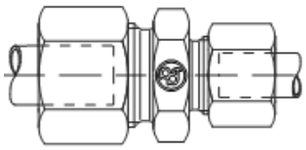	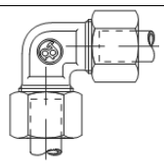
B	C	E
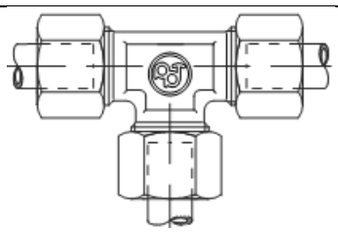	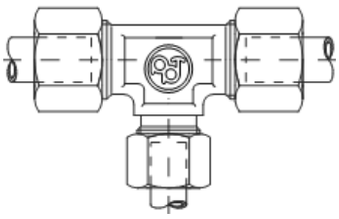	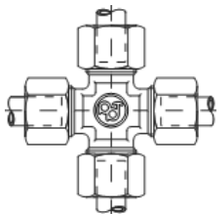
J	K	P
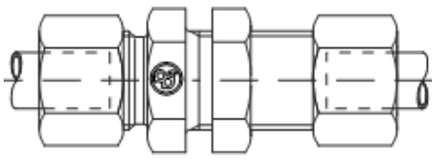	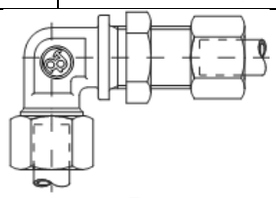	
D	F	

ZAPTIVNI KONUS NA ZAPTIVNI KONUS		
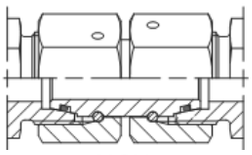	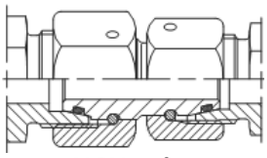	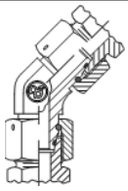
NCN	NCN …/…	ENCN 45

CEV NA ZAPTIVNI KONUS		
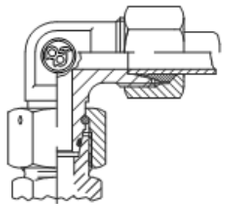 ECN	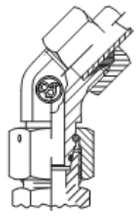 ECN45	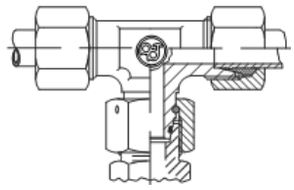 JCN
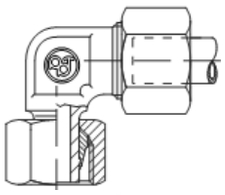 EC	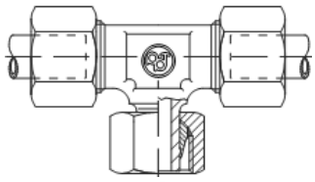 JC	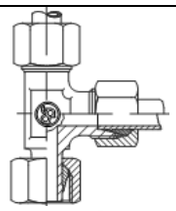 JAC

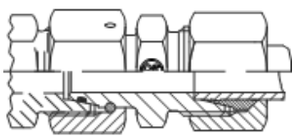 DA	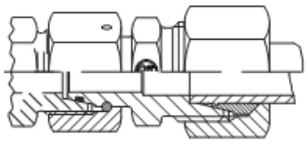 WSN	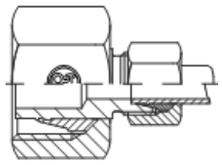 WS	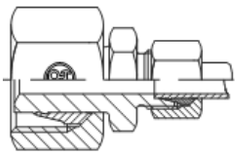 WSOK

URTNI PRIKLJUČAK			
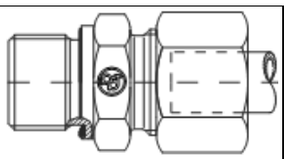 A….M-MZ	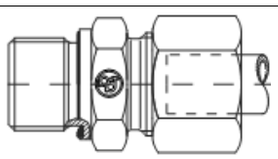 A….M-MZ	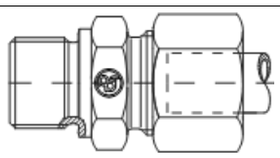 A…M	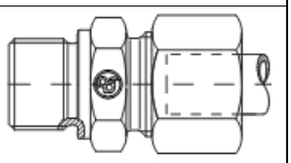 A…G
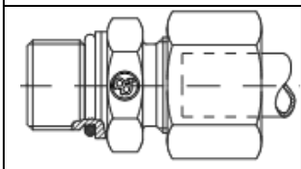 AV	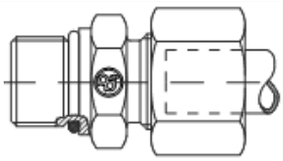 AK…M	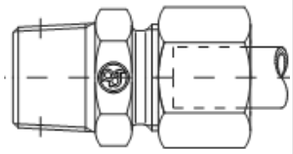 AK…M	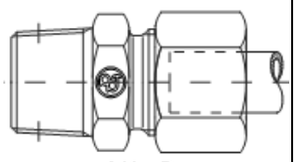 AK…R
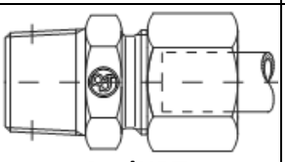 A…/NPT	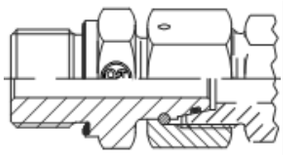 ACN…M-MZ	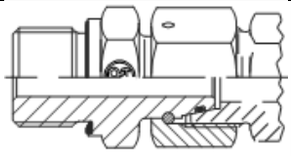 ACN…G-MZ	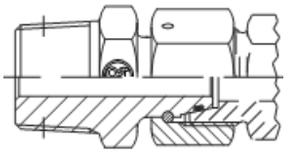 ACN…/NPT

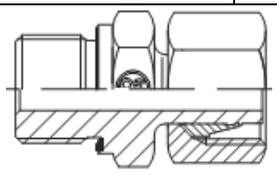 AC…M-MZ	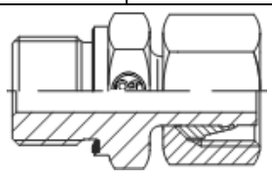 AC…G-MZ	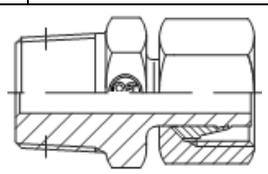 AC…/NPT

PODEŠLJIVI PRIKLJUČCI SA KONTRA NAVRTKOM			
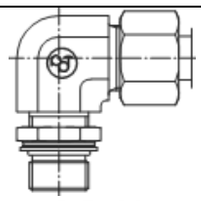 P-E…M	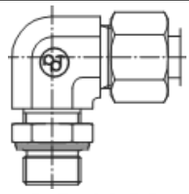 P-E…M-DP	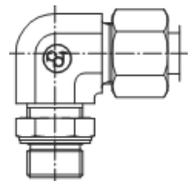 P-E…G	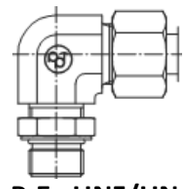 P-E…UNF/UN
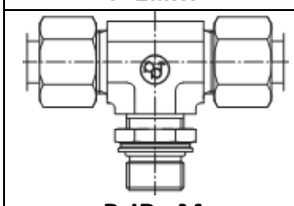 P-JR…M	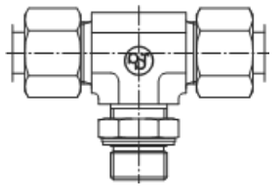 P-JR…M-DP	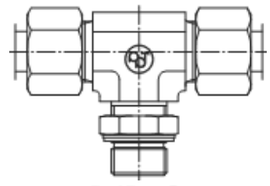 P-JR…G	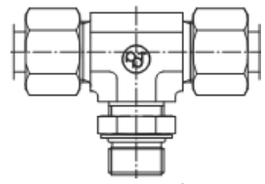 P-JR…UNF/UN
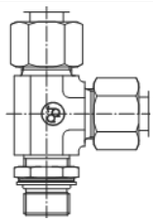 P-JA…M	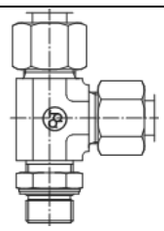 P-JA…M-DP	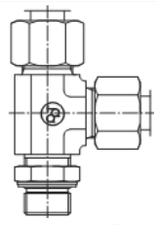 P-JA…G	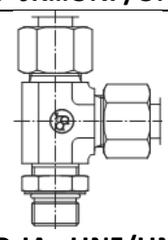 P-JA…UNF/UN
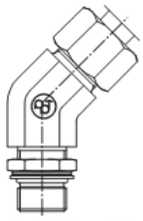 P-E45…M	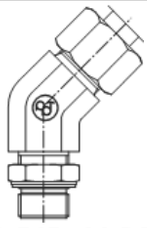 P-E45…M-DP	 P-E45…G	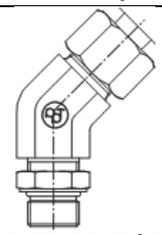 P-E45…UNF/UN

PODEŠLJIVI PRIKLJUČCI SA UVRTNIM PRIKLJUČKOM			
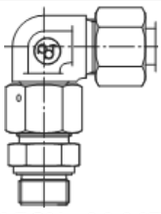 AECN…M-MZ	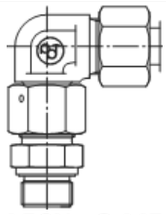 AECN…G-MZ	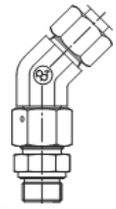 AECN45…M-MZ	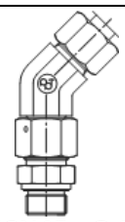 AECN45…G-MZ
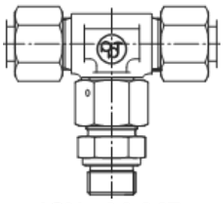 JCN…M-MZ	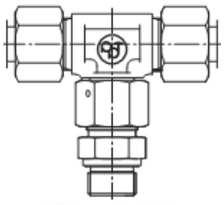 JCN…G-MZ	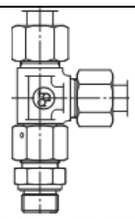 JACN…M-MZ	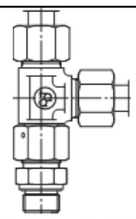 JACN…G-MZ

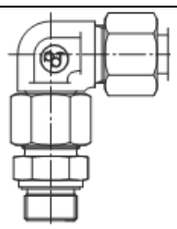 AEC…M	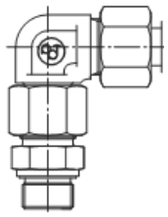 AEC…G	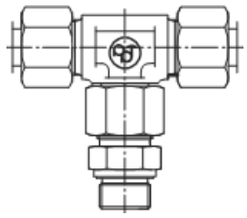 JC…M	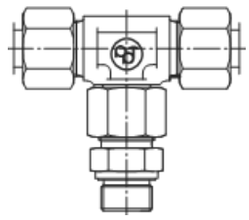 JC…G
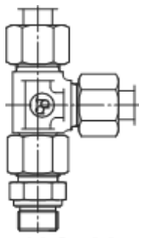 JAC…M	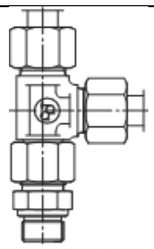 JAC…M	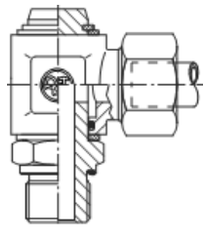 RO…M-MZ	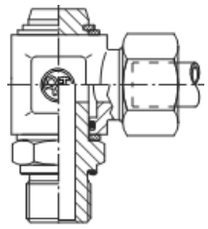 RO…G-MZ

PODEŠLJIVI PRIKLJUČCI			
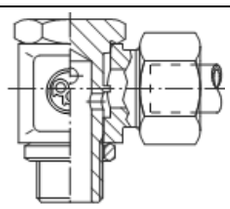 N…M	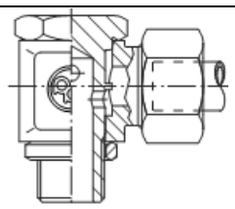 N…G	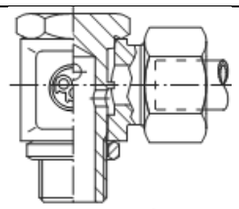 NS…M/G	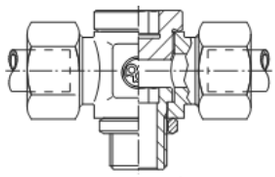 NTS…M/G
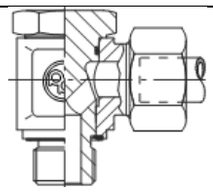 NHO…M-MZ	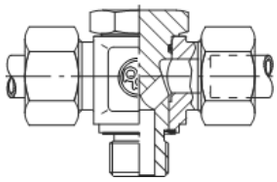 NTHO…M-MZ	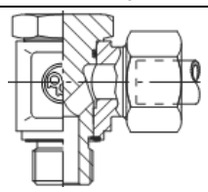 NHO…G-MZ	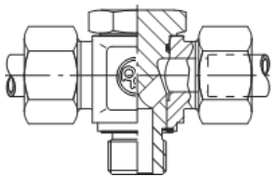 NTHO…G-MZ
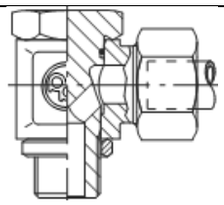 NH…M	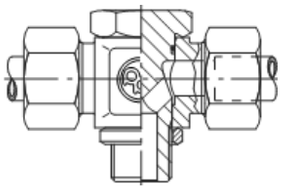 NTH…M	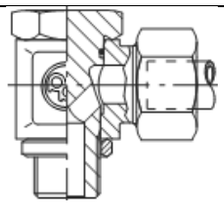 NH…G	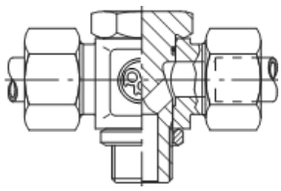 NTH…G

NEPODEŠLJIVI PRIKLJUČCI		
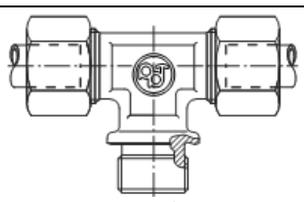 J…M/G	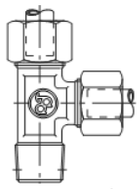 JAK…M/R	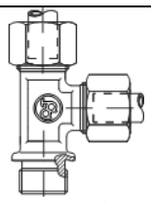 JA…M/G

Bešavne hidraulične cevi i pribor

CEV NA UNUTRAŠNJI NAVOJ		
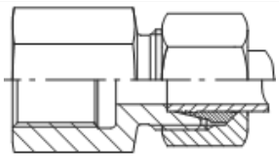	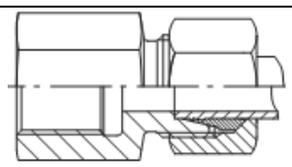	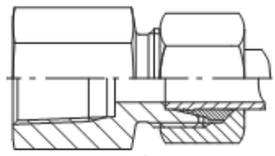
BU…M	BU…G	BU…/NPT

PRIKLJUČAK ZA MANOMETAR		
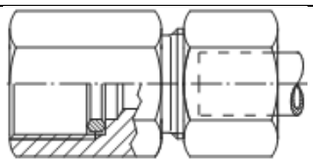	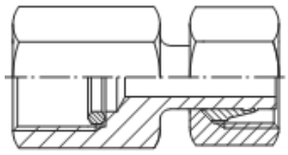	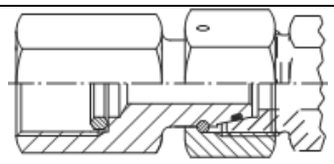
S…M/G	SC…G	SCN…G

REDUKCIONI PRIKLJUČCI		
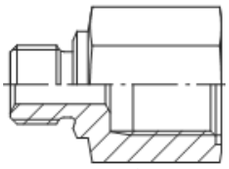	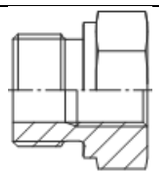	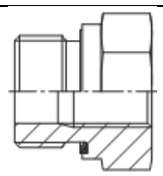
RU M/M	RU	RU-MZ

ČEPOVI		
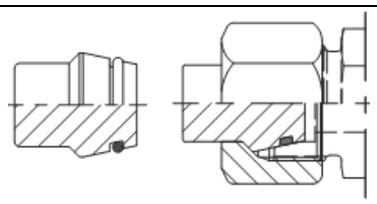	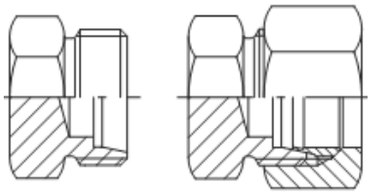	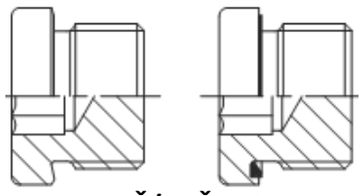
KZO/MKZO	KZC/Z	NZČ/NZČ-MZ

KOMPONENTE						
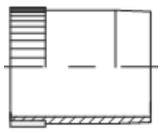			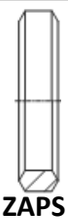			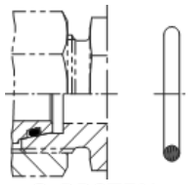
PO	NN-M	ZAP	ZAPS	ZPE	MZ	O-PRSTEN

CEV NA KONUS ZA ZAVARIVANJE	
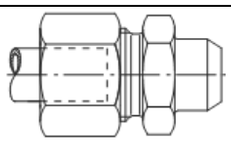 U	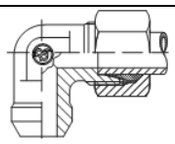 U

PRIKLJUČAK ZA ZAVARIVANJE OBOSTRANI
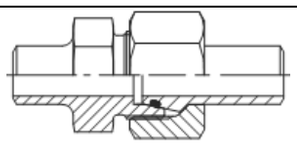 UNZ

PREGRADNI PRIKLJUČAK ZA ZAVARIVANJE
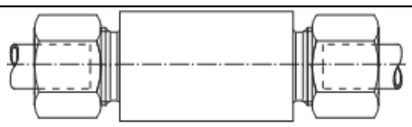 T

NASTAVAK ZA ZAVARIVANJE
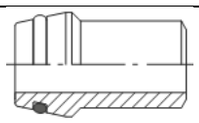 NZ

NASTAVAK ZA ZAVARIVANJE-REDUKCIONI
NZR

SAE PRIRUBNICE		
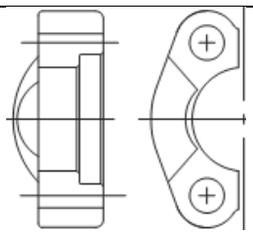 PDS	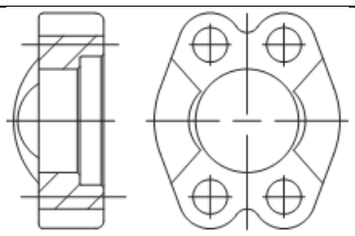 PJS	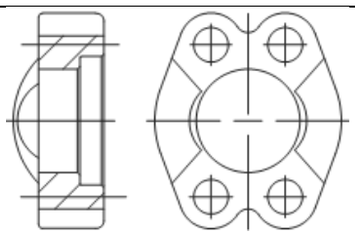 PJS-N

SAE PRIRUBNICE SA USEČNIM PRSTENOM			
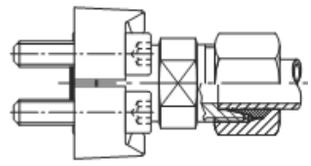	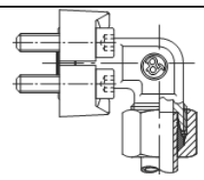	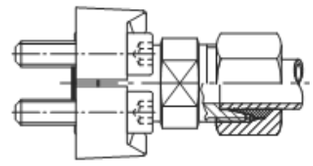	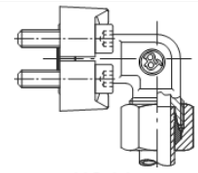
PS-S	KS-S	PS-V	KS-V

SAE PRIRUBNICE ZA ZAVARIVANJE			
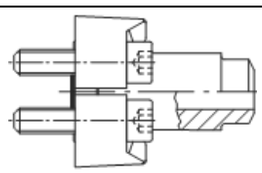	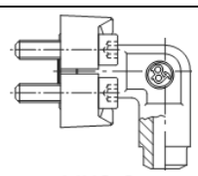	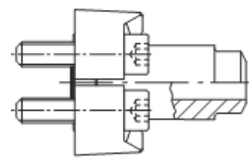	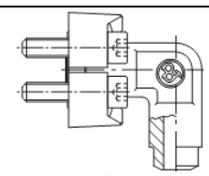
VPS-S	VKS-S	VPS-V	VKS-V

PRIRUBNICE ZA ZUPČASTE PUMPE	
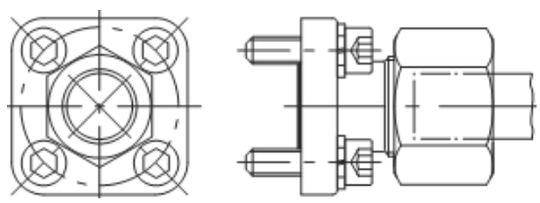	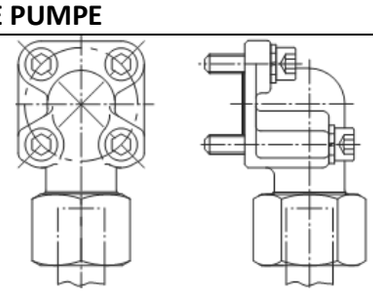
BP	KBP

PRIRUBNICE ZA ZUPČASTE PUMPE	
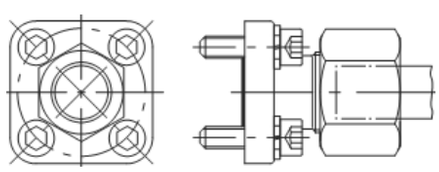	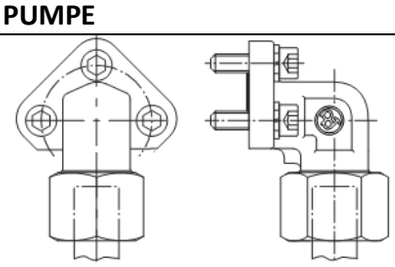
BP	KBP

NEPOVRATNI VENTILI		
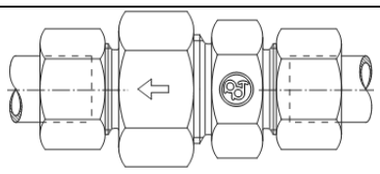 NVD	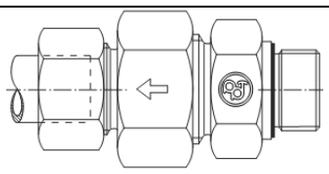 NVI-G-MZ	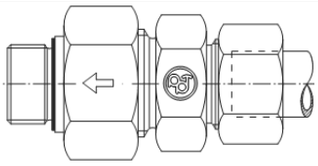 NVU-G-MZ
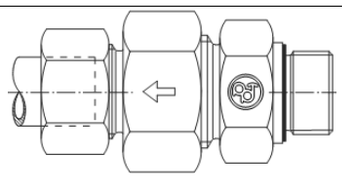 NVI-M-MZ	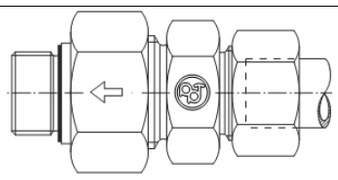 NVU-M-MZ	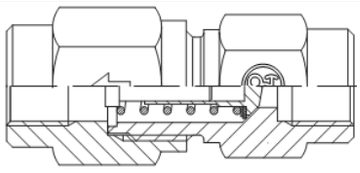 NVDU
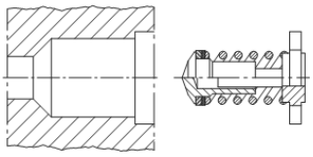 UNV	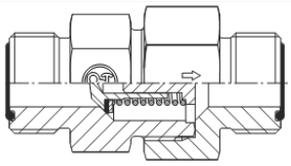 O-NVD	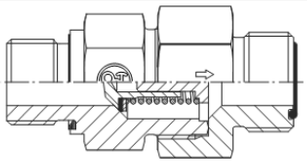 O-NVI-G-MZ
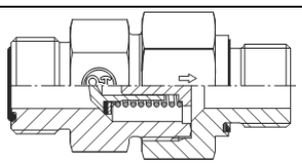 O-NVU-G-MZ	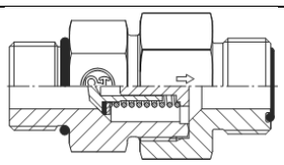 O-NVI-UNF	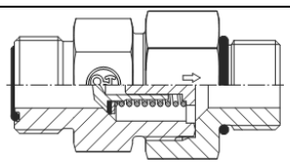 O-NVU-UNF
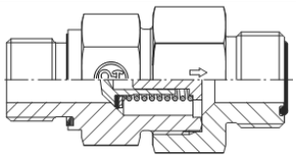 O-NVI-M-MZ	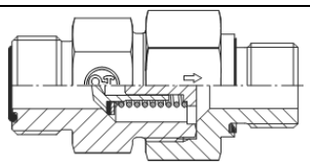 O-NVU-G-MZ	 Y-NVD
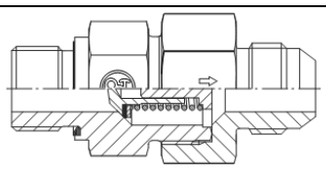 Y-NVI-G-MZ	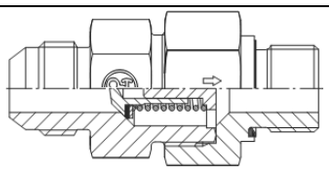 Y-NVU-G-MZ	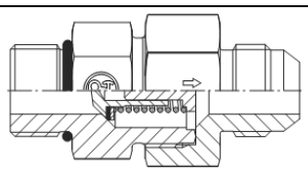 Y-NVI-UNF
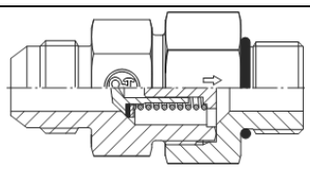 Y-NVU-UNF	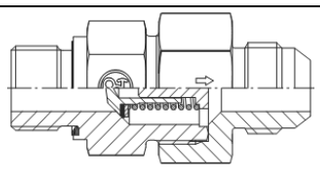 Y-NVI-M-MZ	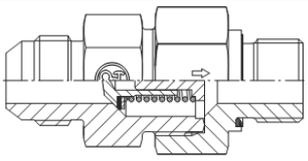 Y-NVU-M-MZ
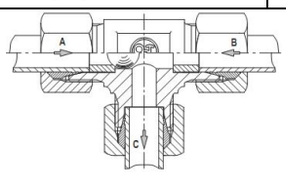 VSJ	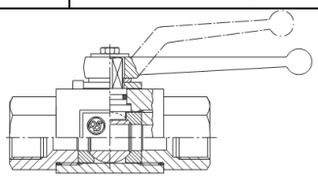 SSK	

NAVRTKA I USECNI PRSTEN	M…/UP…

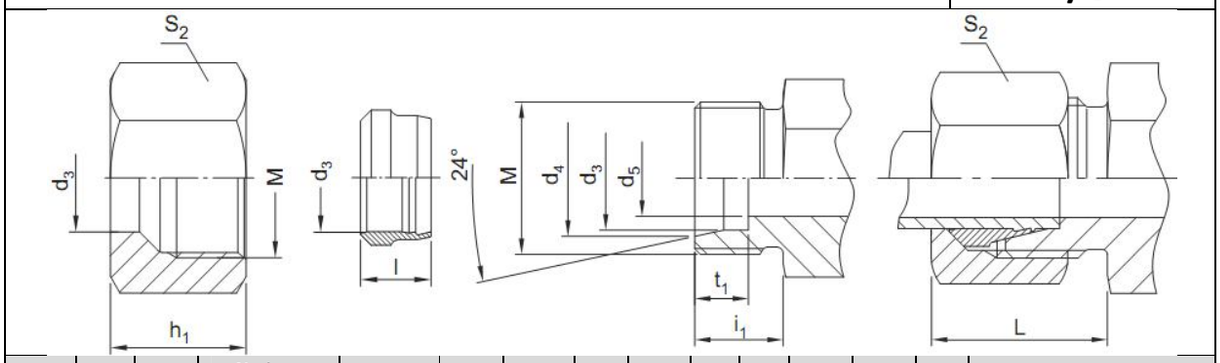

Red	PN	Cev Ø	Nazivna veličina		M	d3	d4	d5	t1	i1	S2	h1	l	L	Oznaka	
			mm	inc											Navrtka	Prsten
VL	100	04	3	-	M8x1	6	5	3	4	8	10	11	6	14	M04-VL	UP04-VL
		05	4	-	M10x1	8	6,5	3,5	5,5	8	12	11,5	7	14	M05-VL	UP05-VL
		06	4	-	M10x1	10	7,5	4,5	5,5	8	12	12	7	14	M06-VL	UP06-VL
		08	8	1/8	M12x1	12	9,5	6	5,5	9	14	12,5	7	15	M08-VL	UP08-VL
		10	8	1/4	M14x1	14	11,5	8	5,5	9	17	12,5	7	15	M10-VL	UP10-VL
		12	10	3/8	M16x1	16	13,5	10	6	9	19	13	7,5	15	M12-VL	UP12-VL
L	315	06	4	-	M12x1,5	20	8,1	4	7	10	14	15	9,5	18	M06-L	UP06-L/T
		08	6	1/8	M14x1,5	25	10,1	6	7	10	17	15	9,5	18	M08-L	UP08-L/T
		10	8	1/4	M16x1,5	30	12,3	8	7	11	19	16	10,5	19	M10-L	UP10-L/T
		12	10	3/8	M18x1,5	4	14,3	10	7	11	22	16	10,5	19	M12-L	UP12-L/T
		15	12	1/2	M22x1,5	5	17,3	12	7	12	27	17	10	20	M15-L	UP15-L
		18	16	1/2	M26x1,5	6	20,3	15	7,5	12	32	18	10	21	M18-L	UP18-L
	160	22	20	3/4	M30x2	8	24,3	19	7,5	14	36	20	11	23	M22-L	UP22-L
		28	25	1	M36x2	10	30,3	24	7,5	14	41	21	11	23	M28-L	UP28-L
		35	32	1-1/4	M45x2	12	38	30	10,5	16	50	24	13,5	27	M35-L	UP35-L
		42	40	1-1/2	M52x2	6	45	36	11	16	60	24	13,5	28	M42-L	UP42-L
T	630	06	3	-	M14x1,5	8	8,1	4	7	12	17	16	9,5	20	M06-T	UP06-L/T
		08	4	-	M16x1,5	10	10,1	5	7	12	19	16	9,5	20	M08-T	UP08-L/T
		10	6	1/8	M18x1,5	12	12,3	7	7,5	12	22	17,5	10,5	21	M10-T	UP10-L/T
		12	8	1/4	M20x1,5	15	14,3	8	7,5	12	24	18	10,5	21	M12-T	UP12-L/T
		14	10	3/8	M22x1,5	18	16,3	10	8	14	27	20	10,5	24	M14-T	UP14-T
	400	16	12	1/2	M24x1,5	22	18,3	12	8,5	14	30	21	10,5	24	M16-T	UP16-T
		20	16	1/2	M30x2	28	22,9	16	10,5	16	36	24	13	27	M20-T	UP20-T
		25	20	3/4	M36x2	35,3	27,9	20	12	18	46	26,5	13,5	30	M25-T	UP25-T
		30	25	1	M42x2	38,3	33	25	13,5	20	50	29,5	13,5	33	M30-T	UP30-T
		38	32	1-1/4	M52x2	42,3	41	32	16	22	60	32,5	13,5	37	M38-T	UP38-T

NASTAVNI PRIKLJUČAK	B...

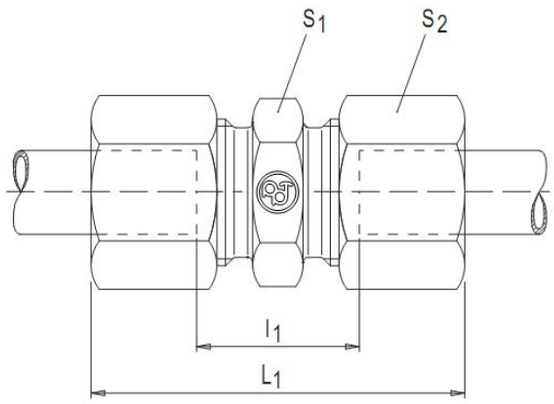

Red	PN	Cev Ø spoljašnji	l1	L1	S1	S2	Oznaka
VL	100	04	12	31	9	10	B04-VL
		05	9	32	11	12	B05-VL
		06	9	32	11	12	B06-VL
		08	12	35	12	14	B08-VL
		10	12	35	14	17	B10-VL
		12	11	35	17	19	B12-VL
L	315	06	10	39	12	14	B06-L
		08	11	40	14	17	B08-L
		10	13	42	17	19	B10-L
		12	14	43	19	22	B12-L
		15	16	46	24	27	B15-L
		18	16	48	27	32	B18-L
	160	22	20	52	32	36	B22-L
		28	21	54	41	41	B28-L
		35	20	63	46	50	B35-L
		42	21	66	55	60	B42-L
T	630	06	16	45	14	17	B06-T
		08	18	47	17	19	B08-T
		10	17	49	19	22	B10-T
		12	19	51	22	24	B12-T
		14	22	57	24	27	B14-T
	400	16	21	57	27	30	B16-T
		20	23	66	32	36	B20-T
		25	26	74	41	46	B25-T
		30	27	80	46	50	B30-T
	315	38	29	90	55	60	B38-T

KOLENASTI NASTAVNI PRIKLJUČAK	E...

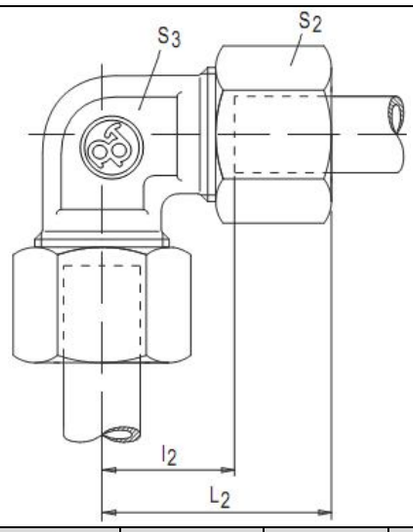

Red	PN	Cev Ø spoljašnji	l2	L2	S2	S3	Oznaka
VL	100	04	11	21	10	9	E04-VL
		05	9,5	21	12	9	E05-VL
		06	9,5	21	12	9	E06-VL
		08	11,5	23	14	12	E08-VL
		10	12,5	24	17	14	E10-VL
		12	13	25	19	17	E12-VL
L	315	06	12	27	14	12	E06-L
		08	14	29	17	12	E08-L
		10	15	30	19	14	E10-L
		12	17	32	22	17	E12-L
		15	21	36	27	19	E15-L
		18	23,5	40	32	24	E18-L
	160	22	27,5	44	36	27	E22-L
		28	30,5	47	41	36	E28-L
		35	34,5	56	50	41	E35-L
		42	40	63	60	50	E42-L
T	630	06	16	31	17	12	E06-T
		08	17	32	19	14	E08-T
		10	17,5	34	22	17	E10-T
		12	21,5	38	24	17	12-T
		14	22	40	27	19	E14-T
	400	16	24,5	43	30	24	16-T
		20	26,5	48	36	27	E20-T
		25	30	54	46	36	E25-T
		30	35,5	62	50	41	E30-T
	315	38	41	72	60	50	E38-T

T-PRIKLJUČAK	J...

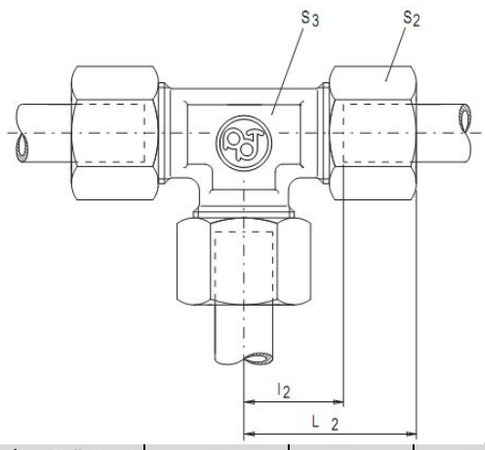

Red	PN	Cev Ø spoljašnji	l2	L2	S2	S3	Oznaka
VL	100	04	11	21	10	9	J04-VL
		05	9,5	21	12	9	J05-VL
		06	9,5	21	12	9	J06-VL
		08	11,5	23	14	12	J08-VL
		10	12,5	24	17	14	J10-VL
		12	13	25	19	17	J12-VL
L	315	06	12	27	14	12	J06-L
		08	14	29	17	12	J08-L
		10	15	30	19	14	J10-L
		12	17	32	22	17	J12-L
		15	21	36	27	19	J15-L
		18	23,5	40	32	24	J18-L
	160	22	27,5	44	36	27	J22-L
		28	30,5	47	41	36	J28-L
		35	34,5	56	50	41	J35-L
		42	40	63	60	50	J42-L
T	630	06	16	31	17	12	J06-T
		08	17	32	19	14	J08-T
		10	17,5	34	22	17	J10-T
		12	21,5	38	24	17	J12-T
		14	22	40	27	19	J14-T
	400	16	24,5	43	30	24	J16-T
		20	26,5	48	36	27	J20-T
		25	30	54	46	36	J25-T
		30	35,5	62	50	41	J30-T
	315	38	41	72	60	50	J38-T

PRIKLJUČAK ZA UVRTANJE	A...M

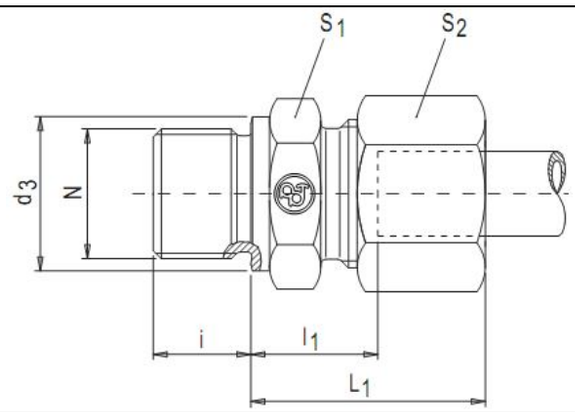

Red	PN	Cev Ø spoljašnji	N	d3	l	l1	L1	S1	S2	Oznaka
VL	100	04	M8x1	12	8	9,5	18,5	14	10	A04-VLM
		05	M8x1	12	8	8	18,5	14	12	A05-VLM
		06	M10x1	14	8	8	18,5	14	12	A06-VLM
		08	M10x1	14	8	9	19,5	14	14	A08-VLM
L	315	06	M10x1	14	8	8,5	23	14	14	A06-LM
		08	M12x1,5	17	12	10	25	19	17	A08-LM
		10	M14x1,5	19	12	11	26	19	19	A10-LM
		12	M16x1,5	21	12	12,5	27	22	22	A12-LM
		15	M18x1,5	23	14	14	29	27	27	A15-LM
		18	M22x1,5	27	14	14,5	31	27	32	A18-LM
	160	22	M26x1,5	31	16	16,5	33	32	36	A22-LM
		28	M33x2	39	18	17,5	34	41	41	A28-LM
		35	M42x2	49	20	17,5	39	50	50	A35-LM
		42	M48x2	55	22	19	42	55	60	A42-LM
T	630	06	M12x1,5	17	12	13	28	19	17	A06-TM
		08	M14x1,5	19	12	15	30	19	19	A08-TM
		10	M16x1,5	21	12	15	31	22	22	A10-TM
		12	M18x1,5	23	12	17	33	22	24	A12-TM
		14	M20x1,5	25	14	19	37	27	27	A14-TM
	400	16	M22x1,5	27	14	18,5	37	27	30	A16-TM
		20	M27x2	32	16	20,5	42	32	36	A20-TM
		25	M33x2	39	18	23	47	41	46	A25-TM
	250	30	M42x2	49	20	23,5	51	50	50	A30-TM
		38	M48x2	55	22	26	57	55	60	A38-TM

PRIKLJUČAK ZA UVRTANJE	A...M

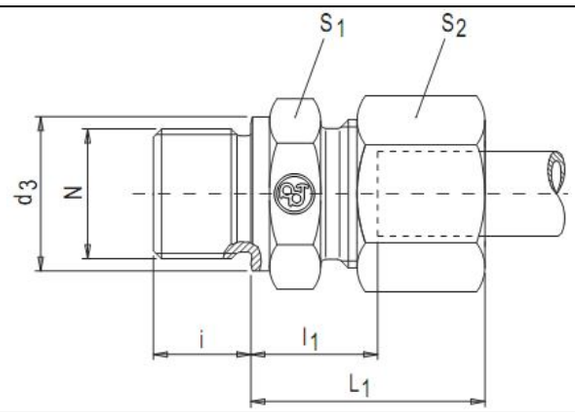

Red	PN	Cev Ø spoljašnji	N	d3	l	l1	L1	S1	S2	Oznaka
VL	100	04	G1/8	14	8	9,5	18,5	14	10	A04-VLG
		05	G1/8	14	8	8	18,5	14	12	A05-VLG
		06	G1/8	14	8	8	18,5	14	12	A06-VLG
		08	G1/8	14	8	9	19,5	14	14	A08-VLG
L	315	06	G1/8	14	8	8,5	23	14	14	A06-LG
		08	G1/4	18	12	10	25	19	17	A08-LG
		10	G1/4	18	12	11	26	19	19	A10-LG
		12	G3/8	22	12	12,5	27	22	22	A12-LG
		15	G1/2	26	14	14	29	27	27	A15-LG
		18	G1/2	26	14	14,5	31	27	32	A18-LG
	160	22	G 3/4	32	16	16,5	33	32	36	A22-LG
		28	G1	39	18	17,5	34	41	41	A28-LG
		35	G1 1/4	49	20	17,5	39	50	50	A35-LG
		42	G1 1/2	55	22	19	42	55	60	A42-LG
T	630	06	G 1/4	18	12	13	28	19	17	A06-TG
		08	G1/4	18	12	15	30	19	19	A08-TG
		10	G3/8	22	12	15	31	22	22	A10-TG
		12	G3/8	22	12	17	33	22	24	A12-TG
		14	G1/2	26	14	19	37	27	27	A14-TG
	400	16	G1/2	26	14	18,5	37	27	30	A16-TG
		20	G3/4	32	16	20,5	42	32	36	A20-TG
		25	G1	39	18	23	47	41	46	A25-TG
	250	30	G1 1/4	49	20	23,5	51	50	50	A30-TG
		38	G1 1/2	55	22	26	57	55	60	A38-TG

PRIKLJUČAK ZA UVRTANJE	A.../NPT

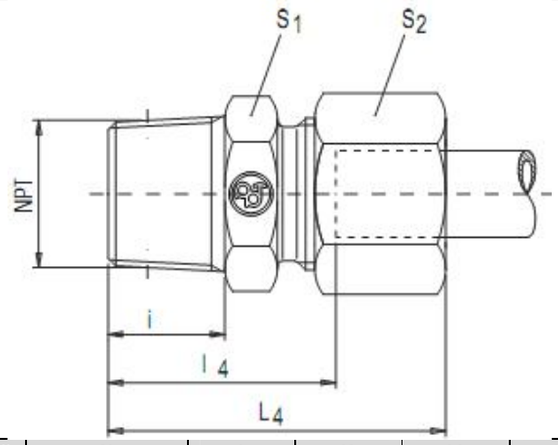

Red	PN	Cev Ø spoljašnji	N	I	I1	L1	S1	S2	Oznaka
VL	100	04	1/8/NPT	9,9	18	28	11	10	A04-VL/NPT
		05	1/8/NPT	9,9	16,5	28	11	12	A05-VL/NPT
		06	1/8/NPT	9,9	16,5	28	11	12	A06-VL/NPT
		08	1/8/NPT	9,9	18,5	30	12	14	A08-VL/NPT
L	315	06	1/8/NPT	9,9	17	32	12	14	A06-L/NPT
		08	1/4/NPT	15,1	23	38	17	17	A08-L /NPT
		10	1/4/NPT	15,1	24	39	17	19	A10-L /NPT
		12	3/8/NPT	15,2	25	40	19	22	A12-L /NPT
		15	1/2/NPT	19,8	31	46	24	27	A15-L /NPT
		18	1/2/NPT	19,8	31,5	48	27	32	A18-L /NPT
	160	22	3/4/NPT	20,1	33,5	50	32	36	A22-L /NPT
		28	1/NPT	25,0	39,5	56	41	41	A28-L /NPT
		35	1 1/4/NPT	25,6	40,5	62	46	50	A35-L /NPT
		42	1 1/2/NPT	26,0	42	65	55	60	A42-L /NPT
T	630	06	1/4/NPT	15,1	28	43	17	17	A06-T /NPT
		08	1/4/NPT	15,1	28	43	17	19	A08-T /NPT
		10	3/8/NPT	15,2	27,5	44	19	22	A10-T /NPT
		12	3/8/NPT	15,2	29,5	46	22	24	A12-T/NPT
		14	1/2/NPT	19,8	36	54	24	27	A14-T /NPT
	400	16	1/2/NPT	19,8	35,5	54	27	30	A16-T/NPT
		20	3/4/NPT	20,1	37,5	59	32	36	A20-T/NPT
		25	1/NPT	25,0	45	69	41	46	A25-T /NPT
	250	30	1 1/4/NPT	25,6	46,5	73	46	50	A30-T /NPT
		38	1 1/2/NPT	26,0	49	80	55	60	A38-T /NPT

KOLENASTI PRIKLJUČAK ZA UVRTANJE	EK...M/R

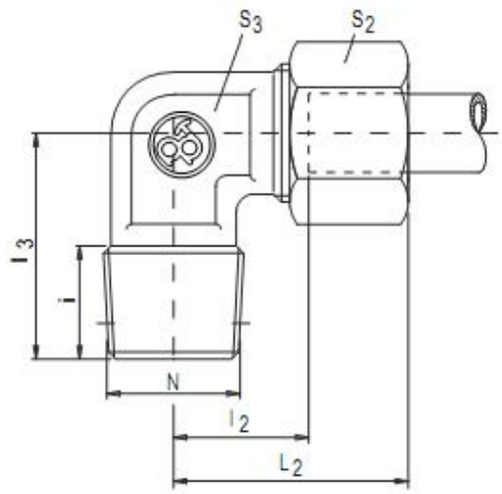

Red	PN	Cev Ø spoljašnji	l	l2	L2	i3	S3	S2	M		R	
									N	Oznaka	N	
VL	100	04	8	11	17	17	7	10	M8x1 kon	EK04-VLM	R1/8 kon	EK04-VLR
		05	8	9,5	17	17	9	12	M8x1 kon	EK05-VLM	R1/8 kon	EK05-VLR
		06	8	9,5	17	17	9	12	M10x1 kon	EK06-VLM	R1/8 kon	EK06-VLR
		08	8	11,5	20	20	12	14	M10x1 kon	EK08-VLM	R1/8 kon	EK08-VLR
		10	12	12,5	23	23	14	17	-	-	R1/4 kon	EK10-VLR
		12	12	13	23	23	17	19	-	-	R1/4 kon	EK12-VLR
L	315	06	8	12	20	20	12	14	M10x1 kon	EK06-LM	R1/8 kon	EK06-LR
		08	12	14	26	26	12	17	M12x1,5 kon	EK08-LM	R1/4 kon	EK08-LR
		10	12	15	27	27	14	19	M14x1,5 kon	EK10-LM	R1/4 kon	EK10-LR
		12	12	17	28	28	12	22	M16x1,5 kon	EK12-LM	R3/8 kon	EK12-LR
		15	14	21	32	32	19	27	M18x1,5 kon	EK15-LM	R1/2 kon	EK15-LR
		18	14	23,5	36	36	24	32	M22x1,5 kon	EK18-LM	R1/2 kon	EK18-LR
T	400	06	12	16	26	26	12	17	M12x1,5 kon	EK06-TM	R1/4 kon	EK06-TR
		08	12	17	27	27	14	19	M14x1,5 kon	EK08-TM	R1/4 kon	EK08-TR
		10	12	17,5	28	28	17	22	M16x1,5 kon	EK10-TM	R3/8 kon	EK10-TR
		12	12	21,5	28	28	17	24	M18x1,5 kon	EK12-TM	R3/8 kon	EK12-TR
		14	14	22	32	32	19	27	M20x1,5 kon	EK14-TM	R1/2 kon	EK14-TR
		16	14	24,5	32	32	24	30	M22x1,5 kon	EK16-TM	R1/2 kon	EK16-TR

KOLENASTI PRIKLJUČAK ZA UVRTANJE	E...M/G

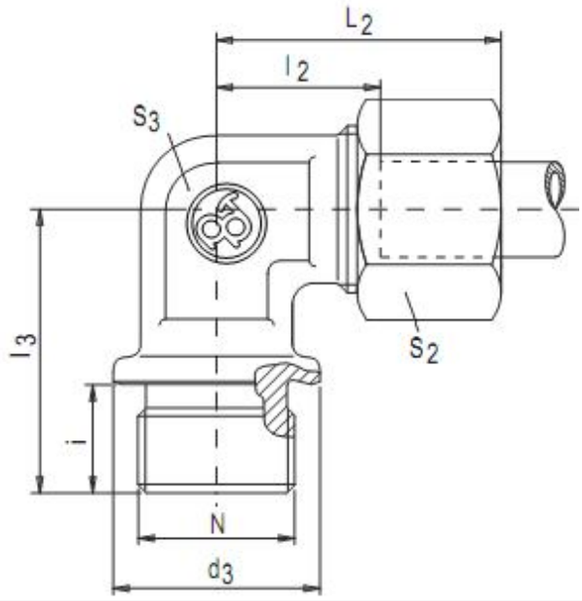

Red	PN	Cev Ø spoljašnji	N	d3	i	l2	L2	l3	S3	S2	Oznaka
L	160	22	M26x1,5	31	16	27,5	44	26	27	36	E22-LM
	100	28	M 33x2	39	18	30,5	47	30	36	41	E28-LM
		35	M42x2	49	20	34,5	56	34	41	50	E35-LM
		42	M48x2	55	22	40	63	39	50	60	E42-LM
T	400	20	M27x2	32	16	26,5	48	26	27	36	E20-TM
		25	M33x2	39	18	30	54	30	36	46	E25-TM
	250	30	M42x2	49	20	35,5	62	34	41	50	E30-TM
		38	M48x2	55	22	41	72	39	50	60	E38-TM

L	160	22	G3/4	31	16	27,5	44	26	27	36	E22-LM
	100	28	G1	39	18	30,5	47	30	36	41	E28-LM
		35	G1-1/4	49	20	34,5	56	34	41	50	E35-LM
		42	G1-1/2	55	22	40	63	39	50	60	E42-LM
T	400	20	G3/4	32	16	26,5	48	26	27	36	E20-TM
		25	G1	39	18	30	54	30	36	46	E25-TM
	250	30	G1-1/4	49	20	35,5	62	34	41	50	E30-TM
		38	G1-1/2	55	22	41	72	39	50	60	E38-TM

KOLENASTI PRIKLJUČAK ZA UVRTANJE

E...NPT

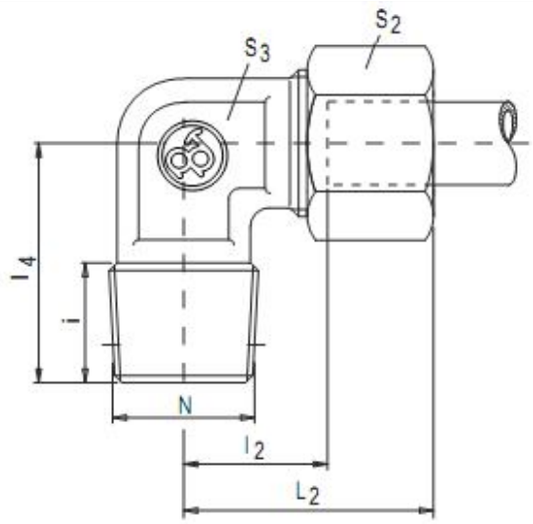

Red	PN	Cev Ø spoljašnji	N	i	l2	L2	i4	S3	S2	Oznaka
VL	100	04	1/8/NPT	9,9	11	21	17	7	10	E04-VL/NPT
		05	1/8/NPT	9,9	9,5	21	17	9	12	E05-VL/NPT
		06	1/8/NPT	9,9	9,5	21	17	9	12	E06-VL/NPT
		08	1/8/NPT	9,9	11,5	23	20	12	14	E08-VL/NPT
L	315	06	1/8/NPT	9,9	12	27	20	12	14	E06-L/NPT
		08	1/4/NPT	15,1	14	29	26	12	17	E08-L /NPT
		10	1/4/NPT	15,1	15	30	27	14	19	E10-L /NPT
		12	3/8/NPT	15,2	17	32	28	17	22	E12-L /NPT
		15	1/2/NPT	19,8	21	36	34	19	27	E15-L /NPT
		18	1/2/NPT	19,8	23,5	40	36	24	32	E18-L /NPT
	160	22	3/4/NPT	20,1	27,5	44	42	27	36	E22-L /NPT
		28	1/NPT	25,0	30,5	47	48	36	41	E28-L /NPT
		35	1 1/4/NPT	25,6	34,5	56	54	41	50	E35-L /NPT
		42	1 1/2/NPT	26,0	40	63	61	50	60	E42-L /NPT
T	630	06	1/4/NPT	15,1	16	31	26	12	17	E06-T /NPT
		08	1/4/NPT	15,1	17	32	27	14	19	E08-T /NPT
		10	3/8/NPT	15,2	17,5	34	28	17	22	E10-T /NPT
		12	3/8/NPT	15,2	21,5	38	28	17	24	E12-T/NPT
		14	1/2/NPT	19,8	22	40	34	19	27	E14-T /NPT
	400	16	1/2/NPT	19,8	24,5	43	36	24	30	E16-T/NPT
		20	3/4/NPT	20,1	26,5	48	42	27	36	E20-T/NPT
		25	1/NPT	25,0	30	54	48	36	46	E25-T /NPT
	315	30	1 1/4/NPT	25,6	35,5	62	54	41	50	E30-T /NPT
		38	1 1/2/NPT	26,0	41	72	61	50	60	E38-T /NPT

NAVOJNI ČEP	NZČ... / NZČ...-MZ

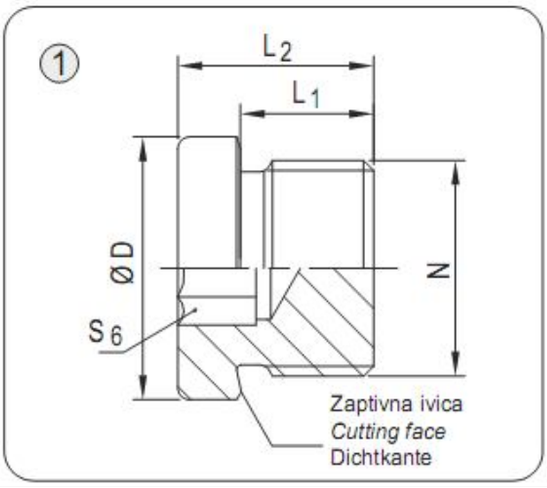

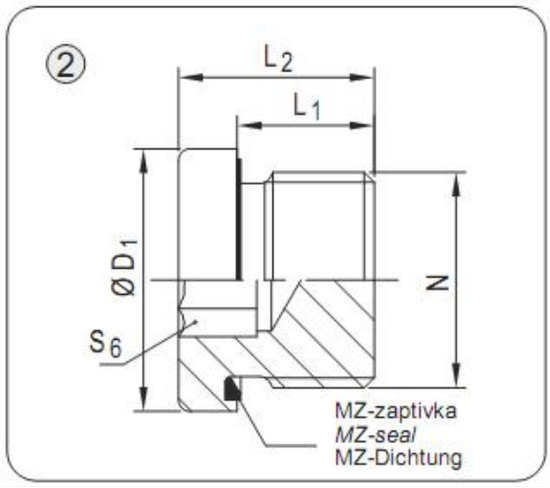

PN	N	D	D1	L1	L2	S6	Ozunaka 1	Oznaka 2
400	M 10x1	14	14	8	12	5	NZČ M 10x1	NZČ M 10x1-MZ
	M12x1,5	17	17	12	17	6	NZČ M12x1,5	NZČ M12x1,5-MZ
	M 14x1,5	19	19	12	17	6	NZČ M 14x1,5	NZČ M 14x1,5-MZ
	M16x1,5	21	22	12	17	8	NZČ M16x1,5	NZČ M16x1,5-MZ
	M18x1,5	23	22	12	17	8	NZČ M18x1,5	NZČ M18x1,5-MZ
	M20x1,5	25	26	14	19	10	NZČ M20x1,5	NZČ M20x1,5-MZ
	M22x1,5	27	27	14	19	10	NZČ M22x1,5	NZČ M22x1,5-MZ
	M26x1,5	31	32	16	21	12	NZČ M26x1,5	NZČ M26x1,5-MZ
	M27x2	32	32	16	21	12	NZČ M27x2	NZČ M27x2-MZ
	M33x2	39	40	16	22,5	17	NZČ M33x2	NZČ M33x2-MZ
250	M42x2	50	50	16	22,5	22	NZČ M42x2	NZČ M42x2-MZ
	M48x2	55	55	16	22,5	24	NZČ M48x2	NZČ M48x2-MZ
400	G1/8	14	14	8	14	5	NZČ G1/8	NZČ G1/8-MZ
	G1/4	18	19	12	17	6	NZČ G1/4	NZČ G1/4-MZ
	G3/8	22	22	12	17	8	NZČ G3/8	NZČ G3/8-MZ
	G1/2	26	27	14	19	10	NZČ G1/2	NZČ G1/2-MZ
	G3/4	32	32	16	21	12	NZČ G3/4	NZČ G3/4-MZ
	G1	39	40	16	22,5	17	NZČ G1	NZČ G1-MZ
250	G1 1/4	49	50	16	22,5	22	NZČ G1 1/4	NZČ G1 1/4-MZ
	G1 1/2	55	55	16	22,5	24	NZČ G1 1/2	NZČ G1 1/2-MZ

PREGRADNI PRIKLJUČAK ZA PRIVARIVANJE	T...

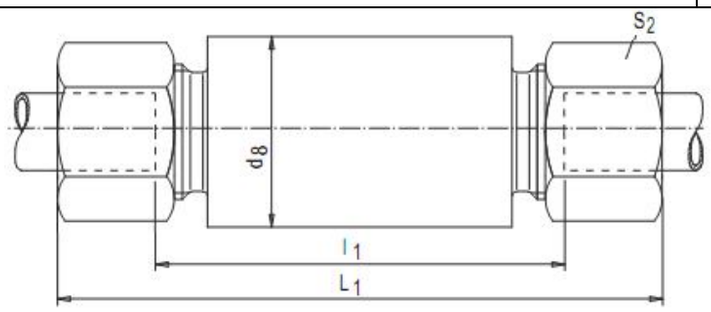

Red	PN	Cev Ø spoljašnji	d8	l1	L1	S2	Oznaka
L	315	06	18	56	85	14	T06-L
		08	20	56	85	17	T08-L
		10	22	58	87	19	T10-L
		12	25	58	87	22	T12-L
		15	28	70	100	27	T15-L
		18	32	69	101	32	T18-L
	160	22	36	73	105	36	T22-L
		28	40	73	106	41	T28-L
		35	50	71	114	50	T35-L
		42	60	70	115	60	T42-L
T	630	06	20	60	89	17	T06-T
		08	22	60	89	19	T08-T
		10	25	59	91	22	T10-T
		12	28	59	91	24	T12-T
		14	30	72	107	27	T14-T
	400	16	35	71	107	30	T16-T
		20	38	71	144	36	T20-T
		25	45	72	120	46	T25-T
		30	50	73	126	50	T30-T
	315	38	60	72	133	60	T38-T

PRECIZNE SPOJNICE ZA CEVI OD NERĐAJUĆEG ČELIKA (316SS) I MESINGA

Muške spojnice, ženske spojnice, produžne spojnice, T-komadi, kolena, reducir spojnice i drugi priključci u svim standardnim milimetarskim i colovnim merama.

Prirubnice prema ASME/ANSI B16.5

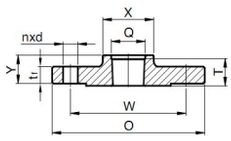

Crtež H.1.11 - Navojna

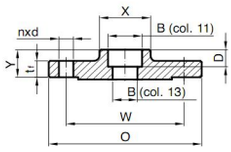

Crtež H.1.12 - Sa upustom

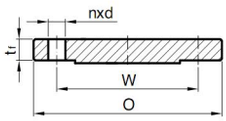

Crtež H.1.13 - Slepa

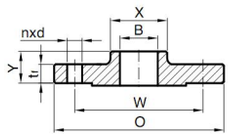

Crtež H.1.14 - Ravna

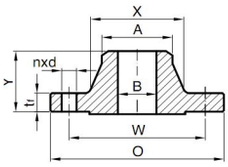

Crtež H.1.15 - Sa grlom za zavarivanje

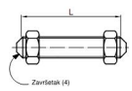

Crtež H.1.16 - Svorni vijak sa navrtkom

DN (NPS)	Class	Spoljašnji prečnik	Prečnik podeonog kruga za vijke	Debljina prirubnice	Donji prečnik grla	Prečnik grla	Visina			Dužina navoja prirubnica sa navojem	Otvor			Dubina upusta	Ulazni otvor navoja	Prečnik otvora za vijke	Broj vijaka (3)	Dužina svornih vijaka (4)		RTJ	Težina (kg)
							-Navojna sa upustom	-Ravna	-Sa grlom za zavarivanje		-Sa upustom	-Ravna	-Sa grlom za zavarivanje sa upustom					2mm ispust	Prstenasti spoj (RTJ)		
		O	W	Min. tf	X	A	Y	Y	Y	Min . T	Min. B	Min. B	B	D	Min. Q	d	n	L	L		
15 1/2"	150	90	60,3	9,6	30	21,3	14	46	46	16	22,2	22,9	15,8	10	---	15,9	4	55	---	---	0,8
	300	95	66,7	12,7	38	21,3	21	51	51	16	22,2	22,9	15,8	10	23,6	15,9	4	65	75	R11	1,0
	600	95	66,7	14,3	38	21,3	22	52	52	16	22,2	22,9	*	10	23,6	15,9	4	75	70	R11	1,4
	900 1500	120	82,6	22,3	38	21,3	32	60	60	23	22,2	22,9	*	10	23,6	22,2	4	110	100	R12	2,2
20 3/4"	150	100	69,9	11,2	38	26,7	14	51	51	16	27,7	28,2	20,9	11	---	15,9	4	65	---	---	1,0
	300	115	82,6	14,3	48	26,7	24	56	56	16	27,7	28,2	20,9	11	29,0	19,0	4	75	90	R13	1,4
	600	115	82,6	15,9	48	26,7	25	57	57	16	27,7	28,2	*	11	29,0	19,0	4	90	85	R13	1,8
	900 1500	130	88,9	25,4	44	26,7	35	70	70	26	27,7	28,2	*	11	29,0	22,2	4	115	110	R14	3,2
25 1"	150	110	79,4	12,7	49	33,4	16	54	54	17	34,5	34,9	26,6	13	---	15,9	4	65	75	R15	1,1
	300	125	88,9	15,9	54	33,4	25	60	60	18	34,5	34,9	26,6	13	35,8	19,0	4	75	90	R16	1,8
	600	125	88,9	17,5	54	33,4	27	62	62	18	34,5	34,9	*	13	35,8	19,0	4	90	85	R16	2,3
	900 1500	150	101,6	28,6	52	33,4	41	73	73	29	34,5	34,9	*	13	35,8	25,4	4	125	120	R16	4,1
32 1"-1/4	150	115	88,9	14,3	59	42,2	19	56	56	21	43,2	43,7	35,1	14	---	15,9	4	70	85	R17	1,4
	300	135	98,4	17,5	64	42,2	25	64	64	21	43,2	43,7	35,1	14	44,4	19,0	4	85	95	R18	2,7
	600	135	98,4	20,7	64	42,2	29	67	67	21	43,2	43,7	*	14	44,4	19,0	4	95	90	R18	3,2
	900 1500	160	111,1	28,6	64	42,2	41	73	73	31	43,2	43,7	*	14	44,4	25,4	4	125	120	R18	4,5
40 1"-1/2	150	125	98,4	15,9	65	48,3	21	60	60	22	49,5	50,0	40,9	16	---	15,9	4	70	85	R19	1,8
	300	155	114,3	19,1	70	48,3	29	67	67	23	49,5	50,0	40,9	16	50,3	22,2	4	90	100	R20	3,6
	600	155	114,3	22,3	70	48,3	32	70	70	23	49,5	50,0	*	16	50,6	22,2	4	110	100	R20	4,5
	900 1500	180	123,8	31,8	70	48,3	44	83	83	32	49,5	50,0	*	16	50,6	28,6	4	140	135	R20	6,4
50 2"	150	150	120,7	17,5	78	60,3	24	25	62	25	61,9	62,5	52,5	17	---	19,0	4	85	95	R22	2,7
	300	165	127,0	20,7	84	60,3	32	33	68	29	61,9	62,5	52,5	17	63,5	19,0	8	90	100	R23	4,1
	600	165	127,0	25,4	84	60,3	37	37	73	29	61,9	62,5	*	17	63,5	19,0	8	110	100	R23	5,4
	900 1500	215	165,1	38,1	105	60,3	57	57	102	39	61,9	62,5	*	17	63,5	25,4	8	145	140	R24	11,3
65 2"-1/2	150	180	139,7	20,7	90	73,0	27	29	68	29	74,6	75,4	62,7	19	---	19,0	4	90	100	R25	3,6
	300	190	149,2	23,9	100	73,0	37	38	75	32	74,6	75,4	62,7	19	76,2	22,2	8	100	115	R26	5,4
	600	190	149,2	28,6	100	73,0	41	41	79	32	74,6	75,4	*	19	76,2	22,2	8	120	115	R26	8,2
	900 1500	245	190,5	41,3	124	73,0	64	64	105	48	74,6	75,4	*	19	76,2	28,6	8	160	150	R27	16,3

Bešavne hidraulične cevi i pribor

DN (NPS)	Class	Spoljašnji prečnik	Prečnik podeonog kruga za vijke	Debljina prirubnice	Donji prečnik grla	Prečnik grla	Visina -Navojna sa upustvom	Visina -Ravna	Visina -Sa grlom za zavarivanje	Dužina navoja prirubnica sa navojem	Otvor -Sa upustom	Otvor -Ravna	Otvor -Sa grlom za zavarivanje sa upustvom	Dubina upusta	Ulazni otvor navoja	Prečnik otvora za vijke	Broj vijaka (3)	Dužina svornih vijaka (4) 2mm ispust	Dužina svornih vijaka (4) Prstenasti spoj (RTJ)	RTJ	Težina (kg)
		O	W	Min. tf	X	A	Y	Y	Y	Min. T	Min. B	Min. B	B	D	Min. Q	d	n	L	L		
80 3”	150	190	152,4	22,3	108	88,9	29	30	68	30	90,7	91,4	77,9	21	---	19,0	4	90	100	R29	4,5
	300	210	168,3	27,0	117	88,9	41	43	48	32	90,7	91,4	77,9	21	92,2	22,2	8	110	120	R31	6,8
	600	210	168,3	31,8	117	88,9	46	46	83	35	90,7	91,4	*	21	92,2	22,2	8	125	120	R31	10,4
	900	240	190,5	38,1	127	88,9	54	54	102	42	90,7	91,4	*	---	92,2	25,4	8	145	140	R31	14,5
	1500	265	103,2	47,7	133	88,9	---	73	117	---	---	91,4	*	---	---	31,7	8	180	170	R35	14,5
100 4”	150	230	190,5	22,3	135	114,3	32	32	70	33	116,1	104,1	102,3	---	---	19,0	8	90	100	R36	6,8
	300	255	200,0	30,2	146	114,3	46	44	79	37	116,1	104,1	102,3	---	117,6	22,2	8	115	125	R37	11,3
	600	275	215,9	38,1	152	114,3	54	49	86	42	116,1	104,1	*	---	117,6	25,4	8	145	140	R37	19,1
	900	290	235,0	44,5	159	114,3	70	33	75	48	116,1	116,8	*	---	117,6	31,7	8	170	165	R37	23,2
	1500	310	241,3	54,0	162	114,3	---	48	84	---	---	116,8	*	---	---	34,9	8	195	190	R39	23,2
125 5”	150	255	215,9	22,3	164	141,3	35	54	102	36	143,8	116,8	128,2	---	---	22,2	8	95	110	R40	8,6
	300	280	235,0	33,4	178	141,3	49	70	114	43	143,8	116,8	128,2	---	144,4	22,2	8	120	135	R41	14,5
	600	330	266,7	44,5	189	141,3	60	90	124	48	143,8	116,8	*	---	144,4	28,6	8	165	160	R41	30,9
	900	350	279,4	50,8	190	141,3	79	36	87	54	143,8	144,4	*	---	144,4	34,9	8	190	185	R41	39,0
	1500	375	292,1	73,1	197	141,3	---	51	97	---	---	144,4	*	---	---	41,3	8	250	240	R44	39,0
150 6”	150	280	241,3	23,9	192	168,3	38	60	114	40	170,7	144,4	154,1	---	---	22,2	8	100	115	R43	10,9
	300	320	269,9	35,0	206	168,3	51	79	127	47	170,7	144,4	154,1	---	171,4	22,2	12	120	140	R45	19,0
	600	355	292,1	47,7	222	168,3	67	105	156	51	170,7	144,4	*	---	171,4	28,6	12	170	165	R45	37,0
	900	380	317,5	55,6	235	168,3	86	40	87	58	170,7	171,4	*	---	171,4	31,7	12	190	185	R45	50,0
	1500	395	317,5	82,6	229	168,3	---	52	97	---	---	171,4	*	---	---	38,1	12	260	255	R46	50,0
200 8”	150	345	298,5	27,0	246	219,1	43	67	117	44	221,5	171,4	202,7	---	---	22,2	8	110	120	R43	10,9
	300	380	330,2	39,7	260	219,1	60	86	140	51	221,5	171,4	202,7	---	222,2	25,4	12	140	150	R45	19,0
	600	420	349,2	55,6	273	219,1	76	119	156	58	221,5	171,4	*	---	222,2	31,7	12	190	185	R45	37,0
	900	470	393,7	63,5	298	219,1	102	44	100	64	221,5	222,2	*	---	222,2	38,1	12	220	215	R45	50,0
250 10”	150	405	362,0	28,6	305	273,0	48	62	110	49	276,2	222,2	254,6	---	---	25,4	12	115	125	R46	50,0
	300	445	387,4	46,1	321	273,0	65	76	133	56	276,2	222,2	254,6	---	276,2	28,6	16	160	170	R48	17,7
	600	510	431,8	63,5	343	273,0	86	114	162	66	276,2	222,2	*	---	276,2	34,9	16	215	210	R49	30,5
	900	545	469,9	69,9	368	273,0	108	49	100	72	276,2	277,4	*	---	276,2	38,1	16	235	230	R49	53,0
300 12”	150	485	431,8	30,2	365	323,8	54	95	116	56	327,0	277,4	304,8	---	---	25,4	12	120	135	R49	85,0
	300	520	450,8	49,3	375	323,8	71	111	152	61	327,0	277,4	304,8	---	328,6	31,7	16	170	185	R52	23,6
	600	560	489,0	66,7	400	323,8	92	127	184	70	327,0	277,4	**	---	328,6	34,9	20	220	215	R53	41,5
	900	610	533,4	79,4	419	323,8	117	56	113	77	327,0	328,2	**	---	328,6	38,1	20	255	250	R53	86,0
350 14”	150	535	476,3	33,4	400	355,6	56	79	125	57	359,2	360,2	*	---	---	28,6	12	135	145	R53	122,0
	300	585	514,4	52,4	425	355,6	75	111	141	64	359,2	360,2	*	---	360,4	31,7	20	180	190	R56	36,3
	600	605	527,0	69,9	432	355,6	94	127	165	74	359,2	360,2	*	---	360,4	38,1	20	235	230	R57	62,5
	900	640	558,8	85,8	451	355,6	130	156	213	83	359,2	360,2	*	---	360,4	41,3	20	275	265	R57	103,0
400 16”	150	595	539,8	35,0	457	406,4	62	87	125	64	410,5	411,2	*	---	---	28,6	16	135	145	R57	269,0
	300	650	571,5	55,6	483	406,4	81	121	144	69	410,5	411,2	*	---	411,2	34,9	20	190	205	R59	46,3
	600	685	603,2	76,2	495	406,4	106	140	178	78	410,5	411,2	*	---	411,2	41,3	20	255	250	R61	84,5
	900	705	616,0	88,9	508	406,4	133	165	216	86	410,5	411,2	*	---	411,2	44,4	20	285	280	R61	158,0
450 18”	150	635	577,9	38,1	505	457,0	67	97	138	68	461,8	462,3	*	---	---	31,7	16	145	160	R68	63,6
	300	710	628,6	58,8	533	457,0	87	130	157	70	461,8	462,3	*	---	462,0	34,9	24	195	210	R69	138,0
	600	745	654,0	82,6	546	457,0	117	152	184	80	461,8	462,3	*	---	462,0	44,4	20	275	265	R69	252,0
	900	785	685,8	101,6	565	457,0	152	190	229	89	461,8	462,3	*	---	462,0	50,8	20	325	320	R70	419,0
500 20”	150	700	635,0	41,3	559	508,0	71	103	143	73	513,1	514,4	*	---	---	31,7	20	160	170	R72	91,0
	300	775	685,8	62,0	587	508,0	94	140	160	74	513,1	514,4	*	---	512,8	34,9	24	205	220	R73	172,0
	600	815	723,9	88,9	610	508,0	127	165	190	83	513,1	514,4	*	---	512,8	44,4	24	285	280	R73	313,0
	900	855	749,3	108,0	622	508,0	159	210	248	93	513,1	514,4	*	---	512,8	54,0	20	350	345	R74	528,0
600 24”	150	815	749,3	46,1	663	610,0	81	111	151	83	616,0	616,0	*	---	---	34,9	20	170	185	R76	118,0
	300	915	812,8	68,3	702	610,0	105	152	167	83	616,0	616,0	*	---	614,4	41,3	24	230	255	R77	247,0
	600	940	838,2	101,6	718	610,0	140	184	203	93	616,0	616,0	*	---	614,4	50,8	24	330	325	R77	444,0
	900	1040	901,7	139,7	749	610,0	203	267	292	102	616,0	616,0	*	---	614,4	66,7	20	440	430	R78	957,0

Kovani fitinzi

Kovani priključci, koji se nalaze u našoj ponudi, izrađeni su od ugljeničnog čelika A105, po standardu ASME B16.11., klase pritiska 3000lbs ili 6000lbs. Mogu biti navojni (NPT navoj) ili za zavarivanje.
Ova vrsta kovanog fitinga koristi se najviše u naftnoj i petrohemijskoj industriji, gasnim postrojenjima i sl.

NAVOJNI KOVANI PRIKLJUČCI			
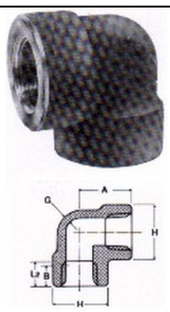 Koleno 90°	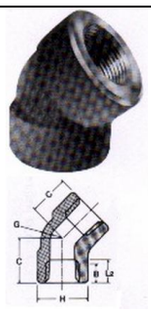 Koleno 45°	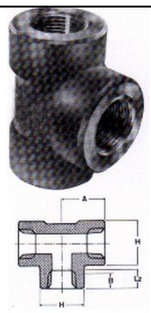 T-komad	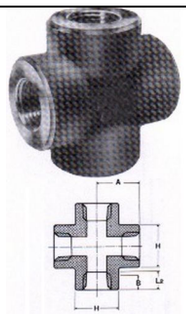 Krstasti priključak
Poluspojnica	Spojnica	Kapa	Redukciona spojnica
 Čep sa četvrtastom glavom	Čep šestougaonum glavom	Čep sa okruglom glavom	Čep reducir
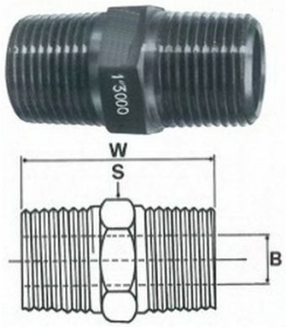 Nipl	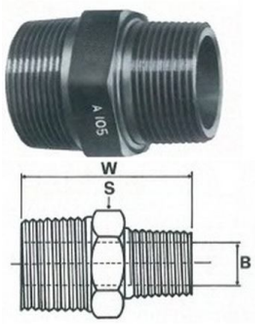 Redukcioni nipl	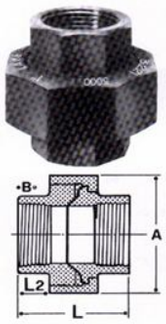 Holender Ž/Ž	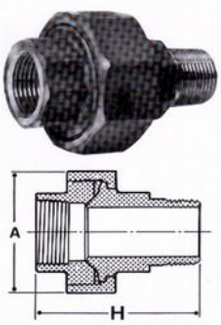 Holender M/Ž

KOVANI PRIKLJUČCI ZA VARENJE			
Koleno 90°	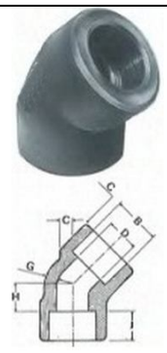 Koleno 45°	T-komad	Krstasti priključak
 Poluspojnica	 Spojnica	 Kapa	 Redukciona spojnica
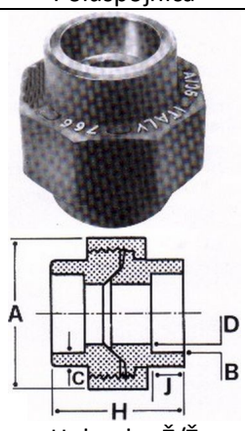 Holender Ž/Ž	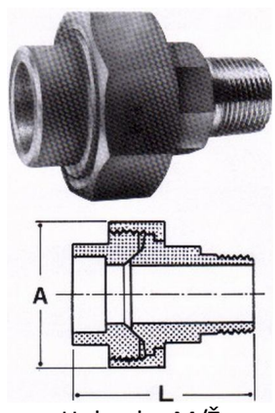 Holender M/Ž	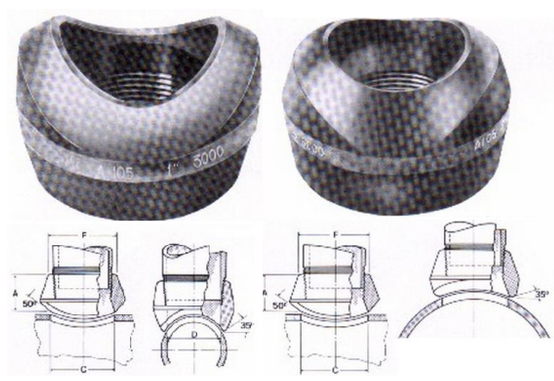 Tredolet	
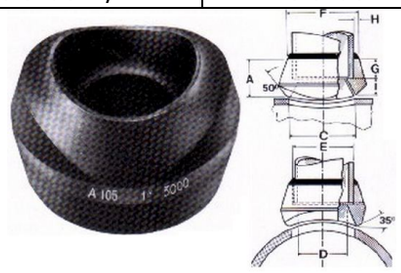 SW Veldolet		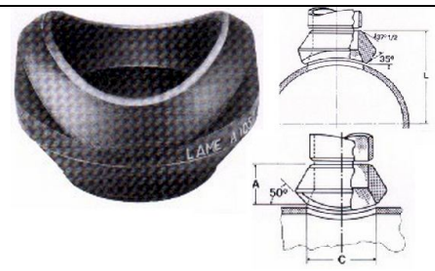 BW Veldolet	

Metalna creva i priključci

Metalna creva i priključci

- Savitljive cevi
  - Savitljiva cev – N 134
  - Savitljiva cev – S 135
  - Savitljiva cev –BN 136
  - Savitljiva cev –BS 137
- Priključci
  - Fiksna prirubnica FP 138
  - Okretna prirubnica OP 139
  - Cevni nastavak CN 140
  - Cevni nastavak CP 140
  - Fiksna navrtka FN 141
  - Fiksni prikljucak RN 141
  - Okretna navrtka sa ravnim čelom, cevni navoj RC 142
  - Okretna navrtka sa ravnim čelom, milimetarski navoj RM 142
  - Okretna navrtka sa loptastim naleganjem 60°, milimetarski navoj LM 143
  - Okretna navrtka sa loptastim naleganjem 60°, cevni navoj LC 143
  - HOLENDER – sa unutrasnjim navojem HU 145
  - HOLENDER – sa spoljnim navojem HS 145

Savitljiva cev – N

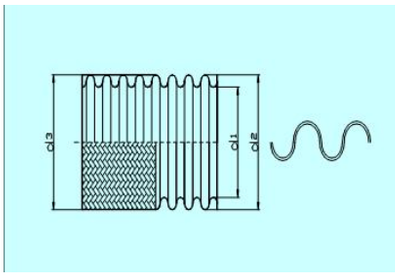

Metalna savitljiva cev izrađena hidrauličkim postupkom o glatke uzdužno varene cevi. Harmonika sa nesabijenim paralelnim rebrima od nerđajićeg čelika prema DIN1117440x10 Cr Ni Mo Ti 1810, material 1.4571 (AiSi 316 Ti). Oplet od nerđajuće žice prema DIN 17440x5 Cr Ni 189, material 1.4301 (AiSi 304). Proizvodi se u dimenzijama DN10 do DN150. Radna temperatura -196˚C do 600˚C. Radni pritisak (Pr), dat je u tabeli, ovo je maksimalni radni pritisak na sobnoj temperaturi. Maksimalni dozvoljeni radni pritisak na temperaturama višim od sobne se racuna po formuli Prt=Pr*kt (bar)

Radna temperature t (˚C)	20	100	150	200	250	300	350	400	450	500	550	600
Redukcioni koeficijent kt	1	0,95	0,88	0,83	0,79	0,75	0,72	0,68	0,64	0,61	0,59	0,57

DN	**Broj opleta**	**Unutrašnji prečnik**		**Spoljašnji prečnik**		**Minimalni radijus savijanja**		**Nazivni pritisak**	**Masa**
		d1 mm	**tol.±**	**d2, d3 mm**	**tol.±**	**Statički**	**Dinamički**	**NP (bar)**	**Kg/m ±10%**
10	Bez opleta	9,2	0,3	14,8	0,3	55	195	16	0,09
	Sa jednim opletom			16,0	0,4			75	0,22
	Sa dva oleta			17,2	0,5			150	0,35
12	Bez opleta	12,4	0,3	19,8	0,3	75	260	12	0,12
	Sa jednim opletom			21,4	0,5			45	0,31
	Sa dva oleta			23,0	0,6			105	0,5
15	Bez opleta	15,5	0,3	22,9	0,3	85	275	7	0,155
	Sa jednim opletom			24,2	0,5			65	0,35
	Sa dva oleta			25,5	0,6			90	0,545
20	Bez opleta	18,8	0,3	27,2	0,3	90	285	5	0,23
	Sa jednim opletom			28,5	0,5			47	0,47
	Sa dva oleta			29,8	0,6			70	0,71
25	Bez opleta	25,1	0,3	35,5	0,3	105	305	4	0,32
	Sa jednim opletom			36,8	0,5			38	0,62
	Sa dva oleta			38,1	0,6			55	0,92
32	Bez opleta	31,5	0,3	43,5	0,3	135	325	3	0,42
	Sa jednim opletom			44,7	0,6			34	0,87
	Sa dva oleta			45,9	0,8			48	1,32
40	Bez opleta	37,8	0,3	50,6	0,3	170	390	2	0,49
	Sa jednim opletom			67,7	0,4			30	1,19
	Sa dva oleta			70,7	1,8			41	1,89
50	Bez opleta	49,9	0,4	65,6	0,4	190	470	1,5	0,76
	Sa jednim opletom			67,7	0,8			25	1,72
	Sa dva opleta			70,0	1,0			36	2,66
65	Bez opleta	63,2	0,4	80,6	0,4	230	590	1	1,29
	Sa jednim opletom			82,8	0,8			21	2,49
	Sa dva oleta			85,0	1,0			30	3,69
80	Bez opleta	75,7	0,4	95,5	0,4	260	700	0,7	1,53
	Sa jednim opletom			97,8	0,8			19	2,93
	Sa dva oleta			100,8	1,0			27	4,33
100	Bez opleta	101,8	0,5	124,8	0,5	410	965	0,5	2,12
	Sa jednim opletom			127,0	1,0			14	4,02
	Sa dva oleta			129,0	1,2			20	5,92
125	Bez opleta	126,4	0,6	151,3	0,6	605	1330	0,3	3,3
	Sa jednim opletom			153,7	1,2			10	6,1
	Sa dva oleta			156,2	1,4			14	8,9
150	Bez opleta	149,2	0,7	173,0	0,7	790	1690	0,2	4,8
	Sa jednim opletom			175,5	1,2			8	7,8
	Sa dva oleta			178,0	1,4			12	10,8

Savitljiva cev – S

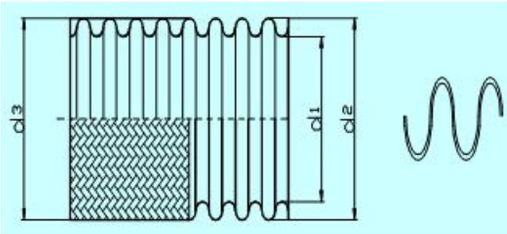

Metalna savitljiva cev izrađena hidrauličkim postupkom o glatke uzdužno varene cevi. Harmonika sa nesabijenim paralelnim rebrima od nerđajićeg čelika prema DIN1117440x10 Cr Ni Mo Ti 1810, material 1.4571 (AiSi 316 Ti). Oplet od nerđajuće žice prema DIN 17440x5 Cr Ni 189, material 1.4301 (AiSi 304). Proizvodi se u dimenzijama DN10 do DN150. Radna temperatura -196˚C do 600˚C. Radni pritisak (Pr), dat je u tabeli, ovo je maksimalni radni pritisak na sobnoj temperaturi. Maksimalni dozvoljeni radni pritisak na temperaturama višim od sobne se racuna po formuli Prt=Pr*kt (bar)

Radna temperature t (˚C)	20	100	150	200	250	300	350	400	450	500	550	600
Redukcioni koeficijent kt	1	0,95	0,88	0,83	0,79	0,75	0,72	0,68	0,64	0,61	0,59	0,57

DN	**Broj opleta**	**Unutrašnji prečnik**		**Spoljašnji prečnik**		**Minimalni radijus savijanja**		**Nazivni pritisak**	**Masa**
		d1 mm	**tol.±**	**d2, d3 mm**	**tol.±**	**Statički**	**Dinamički**	**NP (bar)**	**Kg/m ±10%**
10	Bez opleta	8,8	0,3	14,8	0,3	45	140	10	0,125
	Sa jednim opletom			16,0	0,4			75	0,255
	Sa dva oleta			17,2	0,5			150	0,38
12	Bez opleta	12,0	0,3	19,8	0,3	60	185	8	0,21
	Sa jednim opletom			21,4	0,5			75	0,4
	Sa dva oleta			23,0	0,6			105	0,59
15	Bez opleta	15,1	0,3	23,0	0,3	70	195	4	0,26
	Sa jednim opletom			24,3	0,5			65	0,455
	Sa dva oleta			25,6	0,6			90	0,6
20	Bez opleta	18,0	0,3	27,3	0,3	75	200	3,2	0,32
	Sa jednim opletom			28,6	0,5			47	0,56
	Sa dva oleta			29,9	0,6			70	0,8
25	Bez opleta	24,0	0,3	35,8	0,3	85	215	2	0,44
	Sa jednim opletom			37,1	0,5			38	0,74
	Sa dva oleta			38,4	0,6			55	1,04
32	Bez opleta	30,7	0,3	43,8	0,3	115	230	1,6	0,59
	Sa jednim opletom			45,0	0,6			34	1,04
	Sa dva oleta			46,2	0,8			48	1,49
40	Bez opleta	37,0	0,3	50,8	0,3	140	280	1	0,69
	Sa jednim opletom			53,3	0,6			30	1,32
	Sa dva oleta			55,8	0,8			41	2,09
50	Bez opleta	49,6	0,4	65,8	0,4	160	335	0,63	1,05
	Sa jednim opletom			67,9	0,8			25	1,99
	Sa dva opleta			70,2	1,0			36	2,93
65	Bez opleta	61,8	0,4	80,8	0,4	190	420	0,63	1,95
	Sa jednim opletom			83,0	0,8			21	3,15
	Sa dva oleta			85,2	1,0			30	4,35
80	Bez opleta	74,5	0,4	95,8	0,4	220	500	0,5	1,95
	Sa jednim opletom			98,1	0,8			19	3,63
	Sa dva oleta			101,1	1,0			27	4,31
100	Bez opleta	101,0	0,5	125,4	0,5	340	690	0,3	3,15
	Sa jednim opletom			127,4	1,0			14	5,05
	Sa dva oleta			129,4	1,2			20	6,95
125	Bez opleta	125,5	0,6	151,9	0,6	505	955	0,2	4,8
	Sa jednim opletom			154,3	1,2			10	7,6
	Sa dva oleta			156,8	1,4			14	10,4
150	Bez opleta	148,1	0,7	173,7	0,7	665	1240	0,16	7,0
	Sa jednim opletom			176,2	1,2			8	10,0
	Sa dva oleta			178,0	1,4			12	13,0

Savitljiva cev – BN

Metalna savitljiva cev izrađena hidrauličkim postupkom o glatke uzdužno varene cevi. Harmonika sa nesabijenim paralelnim rebrima omega profil. Materiojal je kalajna bronza CuSn 4. Oplet o nerđajuće svelte bronzane žice. Pravi se u dimenzijama DN20 do DN100. Temperaturni opseg 196˚C do 250˚C. Radni pritisak (Pr), dat je u tabeli, ovo je maksimalni radni pritisak na sobnoj temperaturi. Maksimalni dozvoljeni radni pritisak na temperaturama višim od sobne se racuna po formuli Prt=Pr*kt (bar)

Radna temperature t (˚C)	20	100	150	200	250
Redukcioni koeficijent kt	1	0,90	0,80	0,75	0,70

DN	Broj opleta	Unutrašnji prečnik		Spoljašnji prečnik		Minimalni radijus savijanja		Nazivni pritisak	Masa
		d1 mm	tol.±	d2, d3 mm	tol.±	Statički	Dinamički	NP (bar)	Kg/m ±10%
20	Bez opleta	18,8	0,3	27,2	0,3	50	240	5	0,31
	Sa jednim opletom			25,5	0,5			47	0,55
	Sa dva oleta			29,8	0,6			70	0,79
25	Bez opleta	25,1	0,3	35,5	0,3	60	250	4	0,42
	Sa jednim opletom			36,8	0,5			38	0,72
	Sa dva oleta			38,1	0,6			55	1,02
32	Bez opleta	31,5	0,3	43,5	0,3	80	265	3	0,61
	Sa jednim opletom			44,7	0,6			34	1,06
	Sa dva oleta			45,9	0,8			48	1,51
40	Bez opleta	37,8	0,4	50,6	0,3	110	310	2	0,768
	Sa jednim opletom			53,1	0,6			30	1,468
	Sa dva oleta			55,6	0,8			41	2,168
50	Bez opleta	49,9	0,4	65,6	0,4	140	355	1,5	1,12
	Sa jednim opletom			67,7	0,8			25	2,06
	Sa dva oleta			70	1,0			36	3,0
65	Bez opleta	63,2	0,4	80,6	0,4	180	415	1	1,7
	Sa jednim opletom			82,8	0,8			21	2,9
	Sa dva oleta			85	1,0			30	4,1
80	Bez opleta	75,7	0,4	95,5	0,4	200	475	0,7	2,14
	Sa jednim opletom			97,8	0,8			19	3,54
	Sa dva oleta			100,8	1,0			27	4,94
100	Bez opleta	101,8	0,5	124,7	0,5	225	585	0,5	3,56
	Sa jednim opletom			127,0	1,0			14	5,46
	Sa dva opleta			129,0	1,2			20	7,36

Savitljiva cev – BS

Metalna savitljiva cev izrađena hidrauličkim postupkom o glatke uzdužno varene cevi. Harmonika sa nesabijenim paralelnim rebrima omega profil. Materiojal je kalajna bronza CuSn 4. Oplet o nerđajuće svelte bronzane žice. Pravi se u dimenzijama DN20 do DN100. Temperaturni opseg 196˚C do 250˚C. Radni pritisak (Pr), dat je u tabeli, ovo je maksimalni radni pritisak na sobnoj temperaturi. Maksimalni dozvoljeni radni pritisak na temperaturama višim od sobne se racuna po formuli Prt=Pr*kt (bar)

Radna temperature t (˚C)	20	100	150	200	250
Redukcioni koeficijent kt	1	0,90	0,80	0,75	0,70

DN	Broj opleta	Unutrašnji prečnik		Spoljašnji prečnik		Minimalni radijus savijanja		Nazivni pritisak	Masa
		d1 mm	tol.±	d2, d3 mm	tol.±	Statički	Dinamički	NP (bar)	Kg/m ±10%
20	Bez opleta	18,0	0,3	27,3	0,3	60	180	5	0,58
	Sa jednim opletom			28,6	0,5			47	0,83
	Sa dva oleta			29,9	0,6			70	1,07
25	Bez opleta	24,0	0,3	35,8	0,3	70	190	4	0,78
	Sa jednim opletom			37,1	0,5			38	1,08
	Sa dva oleta			38,4	0,6			55	1,38
32	Bez opleta	30,7	0,3	43,8	0,3	90	200	3	1,11
	Sa jednim opletom			45,0	0,6			34	1,55
	Sa dva oleta			46,2	0,8			48	2,0
40	Bez opleta	37,0	0,3	50,8	0,3	120	240	2	1,38
	Sa jednim opletom			53,3	0,6			30	2,08
	Sa dva oleta			55,8	0,8			41	2,78
50	Bez opleta	49,6	0,4	65,8	0,4	150	290	1,5	1,86
	Sa jednim opletom			67,9	0,8			25	2,8
	Sa dva oleta			70,2	1,0			36	3,74
65	Bez opleta	61,8	0,4	80,8	0,4	190	340	1	3,21
	Sa jednim opletom			83,0	0,8			21	4,1
	Sa dva oleta			85,2	1,0			30	5,61
80	Bez opleta	74,5	0,4	95,8	0,4	205	395	0,7	4,11
	Sa jednim opletom			98,1	0,8			19	5,51
	Sa dva oleta			101,1	1,0			27	6,91
100	Bez opleta	101,0	0,5	125,4	0,5	225	485	0,5	5,29
	Sa jednim opletom			127,4	1,0			14	7,19
	Sa dva opleta			129,4	1,2			20	9,09

PRIKLJUČCI

Fiksna prirubnica

FP

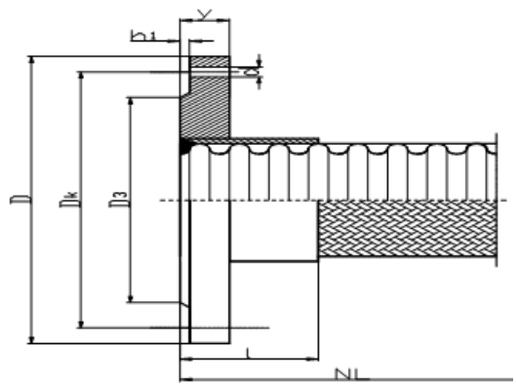

Ogovara za cevi PN, PS, BN I BS, napravljena po standard JUS M.B1.011.
Priključci se mogu irađivati od nerđajućeg ili od crnog čelika.

DN	NP	D	D3	Dk	Br. Rupa	d	h1	Y	l
50	2,5; 6	140	90	110	4	14	3	14	20
	10; 16	165	102	125	4	18	3	18	20
	25; 40	165	102	125	4	18	3	20	20
65	2,5; 6	160	110	130	4	14	3	14	20
	10; 16	185	122	145	4	18	3	18	20
	25; 40	185	122	145	8	18	3	22	20
80	2,5; 6	190	128	150	4	18	3	16	40
	10	200	138	160	4	18	3	20	40
	16	200	138	160	8	18	3	20	40
	25; 40	200	138	160	8	18	3	24	40
100	2,5; 6	210	148	170	4	18	3	16	40
	10; 16	220	158	180	8	18	3	20	40
	25; 40	235	162	190	8	22	3	24	40
125	2,5; 6	240	178	200	8	18	3	18	40
	10; 16	250	188	210	8	18	3	22	40
150	2,5; 6	265	202	225	8	18	3	18	40
	10; 16	285	212	240	8	22	3	22	40

Okretna prirubnica

OP

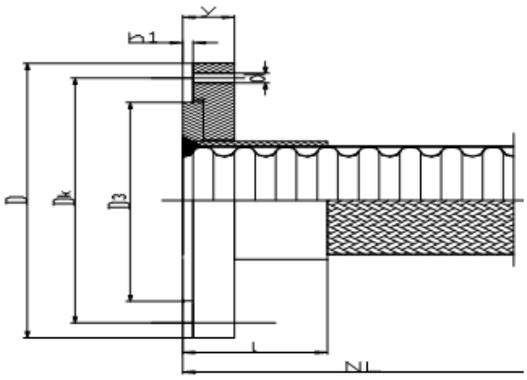

Ogovara za cevi PN, PS, BN I BS, napravljena po standard JUS M.B1.011
Priključci se mogu irađivati od nerđajućeg ili od crnog čelika.

DN	NP	D	D3	Dk	Br. Rupa	d	h1	Y	l
50	2,5; 6	140	90	110	4	14	3	14	20
	10; 16	165	102	125	4	18	3	18	20
	25; 40	165	102	125	4	18	3	20	20
65	2,5; 6	160	110	130	4	14	3	14	20
	10; 16	185	122	145	4	18	3	18	20
	25; 40	185	122	145	8	18	3	22	20
80	2,5; 6	190	128	150	4	18	3	16	40
	10	200	138	160	4	18	3	20	40
	16	200	138	160	8	18	3	20	40
	25; 40	200	138	160	8	18	3	24	40
100	2,5; 6	210	148	170	4	18	3	16	40
	10; 16	220	158	180	8	18	3	20	40
	25; 40	235	162	190	8	22	3	24	40
125	2,5; 6	240	178	200	8	18	3	18	40
	10; 16	250	188	210	8	18	3	22	40
150	2,5; 6	265	202	225	8	18	3	18	40
	10; 16	285	212	240	8	22	3	22	40

Cevni nastavak

CN

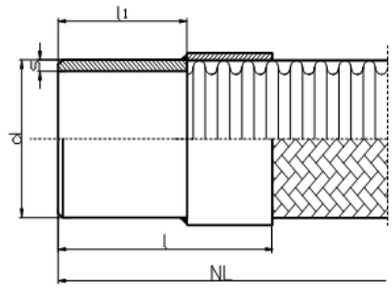

Ogovara za cevi PN, PS, BN I BS, napravljena po standard JUS C.B5.221
Priključci se mogu irađivati od nerđajućeg ili od crnog čelika.

NP (bar)	160			100		40							
DN	10	12	15	20	25	32	40	50	65	80	100	125	150
D	17,2	21,3	21,3	26,9	33,7	42,4	48,3	60,3	76,1	88,9	114,3	139,7	168,3
l 1	55	60	60	60	65	65	70	70	75	80	85	90	95
l	75	80	80	80	85	85	90	90	95	120	125	130	135
s	1,8	2	2	2,3	2,6	2,6	2,6	2,9	2,9	3,2	3,6	4	4,5

Cevni nastavak

CP

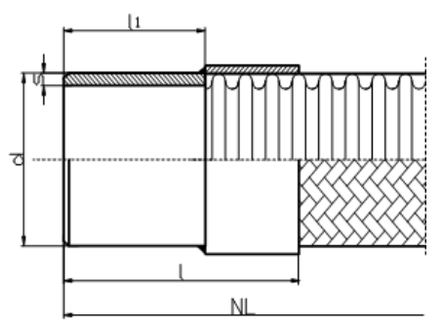

Ogovara za cevi PN, PS, BN I BS, napravljena po standard JUS C.B5.230
Priključci se mogu irađivati od nerđajućeg ili od crnog čelika.

DN	10	12	15	20	25	32	40
d	12	15	18	22	28	35	42
S	1	1,5	1,5	1,5	1,5	2	2
l1	30	32	34	36	40	45	50
l	50	52	54	56	60	65	70

Fiksna navrtka

FN

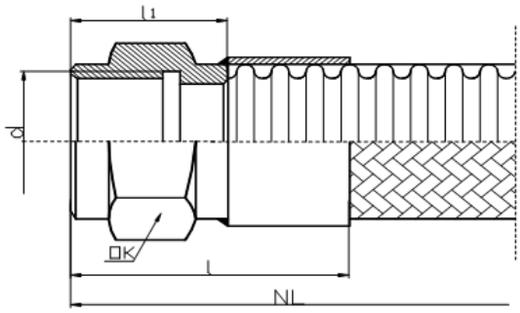

Ogovara za cevi PN, PS, BN I BS, napravljena po standard JUS M.B0.057
Priključci se mogu irađivati od nerđajućeg ili od crnog čelika.

NP (bar)	100					63		
DN	10	12	15	20	25	32	40	50
d	Rp 3/8	Rp 1/2	Rp 5/8	Rp 3/4	Rp 1	Rp 1-1/4	Rp 1-1/2	Rp 2
OK	22	27	27	32	41	46	55	65
l1	20	23	23	27	32	35	37	39
l	40	43	43	47	52	55	57	59

Fiksni priključak

RN

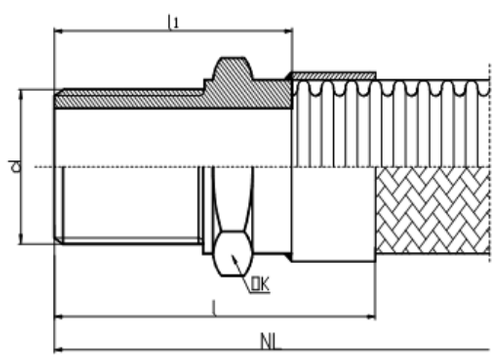

Ogovara za cevi PN, PS, BN I BS, napravljena po standard JUS M.B0.057, dimenzije prema ISO 4145
Priključci se mogu irađivati od nerđajućeg ili od crnog čelika.

DN	10	12	15	20	25	32	40	50	65	80
d	R 3/8	R 1/2	R 1/2	R 3/4	R 1	R 1-1/4	R 1-1/2	R 2	R 2-1/2	R 3
OK	19	22	22	30	36	46	50	65	80	90
l1	23	26	26	31	36	40	40	48	55	62
l	43	46	46	51	56	60	60	68	75	102

Okretna navrtka sa ravnim čelom, cevni navoj

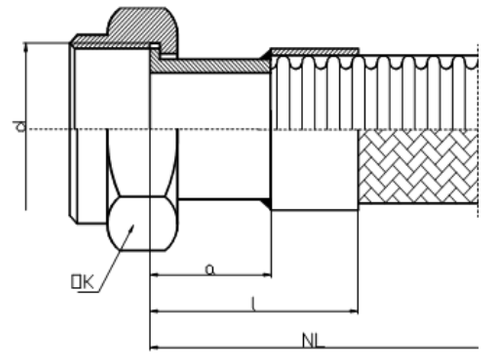

RC

Ogovara za cevi PN, PS, BN I BS, napravljena po standard JUS M.B0.056, dimenzije prema ISO 228/1
Priključci se mogu irađivati od nerđajućeg ili od crnog čelika.

NP bar	100					63		40		20
DN	10	12	15	20	25	32	40	50	65	80
d	G3/8	G1/2	G1/2	G3/4	G1	G1-1/4	G1-1/2	G2	G2-1/2	G3
OK	22	27	30	32	41	46	55	65	80	95
a	24	29	29	29	31	31	31	31	34	34
l	44	49	49	49	51	51	51	51	54	74

Okretna navrtka sa ravnim čelom, milimetarski navoj

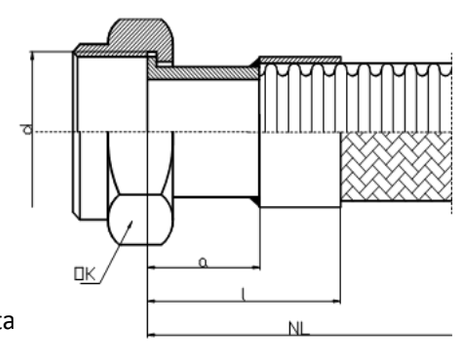

RM

Ogovara za cevi PN, PS, BN I BS, napravljena po sta
Priključci se mogu irađivati od nerđajućeg ili od crnog čelika.

NP bar	100					63		40
DN	10	12	15	20	25	32	40	50
d	M18x1.5	M22x1.5	M26x1.5	M30x1.5	M38x1.5	M45x1.5	M52x1.5	M62X1.5
OK	22	27	32	36	46	55	60	75
a	21	24	24	24	26	26	29	29
l	41	44	44	44	46	46	49	49

Okretna navrtka sa loptastim naleganjem 60°, milimetarski navoj

LM

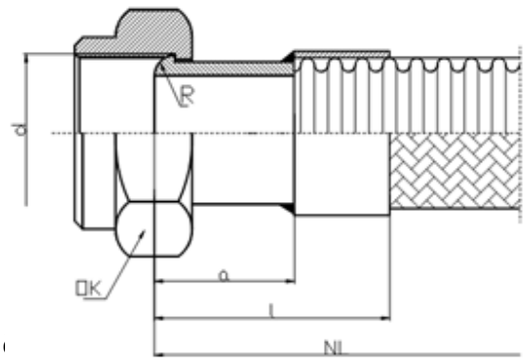

Ogovara za cevi PN, PS, BN I BS.
Priključci se mogu irađivati od nerđajućeg ili od crnog

DN	10	10	10	15	15	19	25	32
d	M14x1.5	M16x1.5	M18x1.5	M22x1.5	M26x1.5	M30x1.5	M38x1.5	M45x1.5
OK	17	19	22	27	32	36	46	55
a	32	32	32	32	32	32	32	33
l	52	52	52	52	52	52	52	53
R	6	6	6	6	6	6	6	6

Okretna navrtka sa loptastim naleganjem 60°, cevni navoj

LC

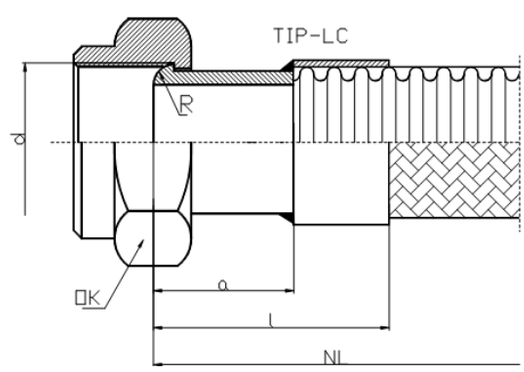

Ogovara za cevi PN, PS, BN I BS, napravljena po standard JUS M B0 056
Priključci se mogu irađivati od nerđajućeg ili od crnog čelika.

DN	10	12	15	20	25	32	40	50	65	80
d	G3/8	G1/2	G1/2	G3/4	G1	G1-1/4	G1-1/2	G2	G2-1/2	G3
OK	22	27	30	32	41	46	55	65	80	95
a	33	33	33	33	33	33	33	33	34	34
l	53	53	53	53	53	53	53	53	54	74
R	7	7	7	7	7	7	7	7	7	7

HOLENDER – sa unutrasnjim navojem

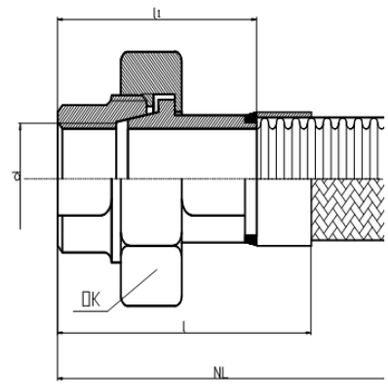

HU

Odgovara za cev: PN, PS, BN, BS

Holender-KOmbinovana spojka za cevnim navojem prema JUS M B0 057 usaglasen sa JUS M.B6 583

DN	10	12	15	20	25	32	40	50
d	Rp3/8	Rp 1/2	Rp 1/2	Rp 3/4	Rp 1	Rp 1-1/4	Rp 1-1/2	Rp 2
OK	32	46	46	50	55	70	75	90
l 1	54	59	59	64	68	78	83	93
l	74	79	79	84	88	98	103	113

HOLENDER – sa spoljnim navojem

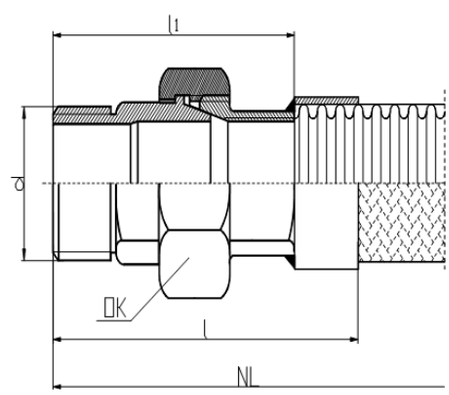

HS

Odgovara za cev: PN, PS, BN, BS

Holender-KOmbinovana spojka za cevnim navojem prema JUS M B0 057 usaglasen sa ISO U12

DN	10	12	15	20	25	32	40	50
d	R3/8	R1/2	R1/2	R3/4	R1	R1-1/4	R1-1/2	R2
OK	32	46	46	50	55	70	75	90
l 1	58	66	66	72	80	90	95	106
l	78	86	86	92	100	110	115	126

Klipnjače

Klipnjače

- Hromirane šipke..... 146

HROMIRANE ŠIPKE Č.1531 f7

Hromirane čelične šipke u kvalitetu Č1531 f7 su dizajnirane tako da zadovoljavaju Vaše konkretne potrebe za izradu klipnjača za hidraulične i pneumatske cilindre kao i druge aplikacije. Prilikom njihove izrade korišćene su najsavremenije tehnike u pogledu obrade, poliranja materijala i preciznog nanošenja zaštitnog Cr sloja-hromiranja. Dostupne su u standardnim dimenzijama, hemijskim sastavima i debljinama zaštitnog sloja kojima smo naše krajnje korisnike uverili da ih koriste u gotovo svim granama industrije gde je potreba za visoko kvalitetnim klipnjačama. Jednom isporučene hromirane šipke nije potrebno dodatno podvrgavati procesima poboljšavanja kvaliteta. Sve hromirane šipke se podvrgavaju strogoj vizuelnoj i elektronskoj kontroli kvaliteta pre isporuke krajnjem korisniku. Parametri koji se proveravaju su geometrijski: okruglost, debljina zaštitnog sloja Cr-hroma i završna površinska obrada.
Prilikom isporuke su totalno zaštićene tako da stižu na krajnju adresu u originalnom stanju.

STANDARD	
* Chrom debljina	: 15 to 20 microns
* Chrom površinska tvrdoća	: 850-1000 HV
* Površinska obrada	: RMS 8-12 R.A. : 0.2 - 0.3 micron
* Tolerancije	: h3, f2, f8
* Pravost	: 0.2mm / 1000 mm max.
* Okruglost	: 1/3 of Dia. Tolerance
* Materijal	: EN - 8D

HEMIJSKI SASTAV	
C %	: 0.40 - 0.45
Mn %	: 0.60 - 0.80
Sl %	: 0.15 - 0.30
S % (Max.)	: 0.04
P % (Max.)	

STANDARDNE DIMENZIJE NA ŠTOKU	
HARD CHROME PLATED STEEL BAR CK45 D36 f7	KLIPNJAČA Č1531 D36 f7
HARD CHROME PLATED STEEL BAR CK45 D40 f7	KLIPNJAČA Č1531 D40 f7
HARD CHROME PLATED STEEL BAR CK45 D50 f7	KLIPNJAČA Č1531 D50 f7
HARD CHROME PLATED STEEL BAR CK45 D63 f7	KLIPNJAČA Č1531 D63 f7
HARD CHROME PLATED STEEL BAR CK45 D70 f7	KLIPNJAČA Č1531 D70 f7
HARD CHROME PLATED STEEL BAR CK45 D80 f7	KLIPNJAČA Č1531 D80 f7
HARD CHROME PLATED STEEL BAR CK45 D90 f7	KLIPNJAČA Č1531 D90 f7
HARD CHROME PLATED STEEL BAR CK45 D100 f7	KLIPNJAČA Č1531 D100 f7
HARD CHROME PLATED STEEL BAR CK45 D110 f7	KLIPNJAČA Č1531 D110 f7
HARD CHROME PLATED STEEL BAR CK45 D125 f7	KLIPNJAČA Č1531 D125 f7

HARD CHROME STEEL BARS CK45 f7

Hard Chrome Plated Steel Bars are designed to meet your specific needs for piston rod material in hydraulic and Pneumatic Cylinders and other applications. Most advanced techniques of surface removal, polishing and hard chrome plating are used in manufacturing the above bars. These hard chrome plated bars being available in standard sizes, chemistries and plating thickness, have convinced many design engineers to put our Steel Bars to work in construction, material - handling equipment, farm equipment, industrial machinery and almost anywhere, where precision, top quality Piston rods are required. These bars being preprocessed materials, you can save processing, time, energy, money and eliminate multiple vendor tensions. When delivered to you, no processing steps turning, grinding, finishing and plating are required. All material undergoes extensive visual & electronic inspection before shipping. This helps us to maintain consistent quality from bar to bar. All our bars are transported in protective packaging so you can be sure that they will reach in top condition. In-house facilities for Hard chrome plating of bars, is processed under strict quality control and geometrical parameters such as roundness, chrome thickness and surface finish. Our own designed plant is fully equipped with a wider range of machines and processing facilities that gives tremendous flexibility to cater the needs of demanding customers.

STANDARD SPECIFICATIONS OF PLATED BARS	
* Chrome Thickness	: 15 to 20 microns
* Chrome Surface Hardness	: 850-1000 HV
* Surface Finish	: RMS 8-12 R.A. : 0.2 - 0.3 micron
* Tolerance	: h3, f2, f8
* Straightness	: 0.2mm / 1000 mm max.
* Roundness	: 1/3 of Dia. Tolerance
* Material Grade	: EN - 8D

CHEMICAL COMPOSITION	
C %	: 0.40 - 0.45
Mn %	: 0.60 - 0.80
Sl %	: 0.15 - 0.30
S % (Max.)	: 0.04
P % (Max.)	

Pneumatska creva i priključci

Pneumatska creva i priključci

- Pneumatska creva Poliamid PA11 149
- Pneumatska creva Poliamid PA12 150
- Pneumatska creva Poliuretan PU 151

Pneumatska creva Poliamid PA11

Radna temperature -40°C do +80°C

Spoljni prečnik mm	Unutrasnji prečnik mm	Debljina zida mm	Radni pritisak bar	Rasprskavajuci pritisak bar	Radijus savijanja mm	Težina g/m
2,00	1,00	0,50	40	120	5	2,5
2,50	1,50	0,50	33	100	7	3,3
3,00	1,50	0,75	44	132	8	5,6
3,00	2,00	0,50	27	80	10	4,1
3,17	1,40	0,89	53	160	13	6,7
4,00	1,50	1,25	67	200	18	11,3
4,00	2,00	1,00	44	132	16	9,9
4,00	2,30	0,85	37	112	22	8,8
4,00	2,50	0,75	31	94	24	8,0
4,00	2,70	0,65	23	68	26	7,2
4,00	3,00	0,50	19	56	28	5,8
5,00	3,00	1,00	33	100	20	13,2
5,00	3,50	0,75	23	70	25	10,5
6,00	2,00	2,00	68	204	20	26,4
6,00	3,00	1,50	44	132	25	22,3
6,00	3,70	1,15	31	94	28	18,4
6,00	4,00	1,00	28	84	30	16,5
6,00	4,50	0,75	19	56	32	13,0
7,00	4,00	1,50	26	78	25	27,2
7,00	5,00	1,00	22	66	35	19,8
8,00	4,00	2,00	44	132	32	39,6
8,00	5,00	1,50	32	96	35	32,1
8,00	6,00	1,00	20	60	40	23,1
9,00	6,00	1,50	28	84	45	37,1
9,00	7,00	1,00	17	50	55	26,4
10,00	6,00	2,00	33	100	55	52,8
10,00	7,00	1,50	23	70	58	42,0
10,00	7,50	1,25	20	60	60	36,1
10,00	8,00	1,00	16	48	60	29,7
11,00	8,00	1,50	21	64	60	47,0
12,00	8,00	2,00	28	84	60	65,9
12,00	9,00	1,50	20	60	60	51,9
12,00	10,00	1,00	12	36	85	36,3
12,50	10,00	1,25	16	48	80	46,4
14,00	10,00	2,00	23	68	75	79,1
14,00	11,00	1,50	16	48	85	61,8
14,00	12,00	1,00	10	30	90	42,9
15,00	12,00	1,50	16	48	90	66,8
15,00	12,50	1,25	12	36	100	56,7
15,00	13,00	1,00	11	32	110	46,2
16,00	12,00	2,00	20	60	95	92,3
16,00	13,00	1,50	13	40	110	71,7
16,00	14,00	1,00	9	26	120	49,5
18,00	13,50	2,25	19	56	100	116,8
18,00	14,00	2,00	17	52	100	105,5
18,00	15,00	1,50	12	36	140	81,6
18,00	16,00	1,00	7	22	350	56,1
20,00	15,00	2,50	19	56	160	144,2
20,00	16,00	2,00	16	48	200	118,7
22,00	18,00	2,00	13	40	200	131,9
22,00	19,00	1,50	9	28	250	101,4
24,00	20,00	2,00	12	36	300	145,1
25,00	19,00	3,00	18	54	250	217,6
28,00	22,00	3,00	16	48	310	247,3
30,00	25,00	2,50	12	36	380	226,7
40,00	34,00	3,00	11	32	480	366,0

Pneumatska creva Poliamid PA12

Radna temperature -40°C do +80°C

Spoljni prečnik mm	Unutrasnji prečnik mm	Debljina zida mm	Radni pritisak bar	Rasprskavajuci pritisak bar	Radijus savijanja mm	Težina g/m
2,00	1,00	0,50	40	120	5	2,4
2,50	1,50	0,50	33	100	7	3,2
3,00	1,50	0,75	44	132	8	5,5
3,00	2,00	0,50	27	80	10	4,0
3,17	1,40	0,89	53	160	13	6,5
4,00	1,50	1,25	67	200	18	11,1
4,00	2,00	1,00	44	132	16	9,7
4,00	2,30	0,85	37	112	22	8,7
4,00	2,50	0,75	31	94	24	7,9
4,00	2,70	0,65	23	68	26	7,0
4,00	3,00	0,50	19	56	28	5,7
5,00	3,00	1,00	33	100	20	12,9
5,00	3,50	0,75	23	70	25	10,3
6,00	2,00	2,00	68	204	20	25,9
6,00	3,00	1,50	44	132	25	21,8
6,00	3,70	1,15	31	94	28	18,0
6,00	4,00	1,00	28	84	30	16,2
6,00	4,50	0,75	19	56	32	12,7
7,00	4,00	1,5	26	78	25	26,7
7,00	5,00	1,00	22	66	35	19,4
8,00	4,00	2,00	44	132	32	38,8
8,00	5,00	1,50	32	96	35	31,5
8,00	6,00	1,00	20	60	40	22,6
8,00	6,30	0,85	17	52	50	19,7
9,52	5,00	2,26	43	130	45	53,1
9,00	6,00	1,50	28	84	45	36,4
9,00	7,00	1,00	17	50	55	25,9
0,00	6,00	2,00	33	100	55	51,7
10,00	7,00	1,50	23	70	58	41,2
10,00	7,50	1,25	20	60	60	35,4
10,00	8,00	1,00	16	48	60	29,1
11,00	8,00	1,50	21	64	60	46,1
12,00	8,00	2,00	28	84	60	64,7
12,00	9,00	1,50	20	60	60	50,9
12,00	10,00	1,00	12	36	85	35,6
12,50	10,00	1,25	16	48	80	45,5
12,70	7,00	2,85	43	130	60	90,8
14,00	10,00	2,00	23	68	75	77,6
14,00	11,00	1,50	16	48	85	60,6
14,00	12,00	1,00	10	30	90	42,0
15,00	12,00	1,50	16	48	90	65,5
15,00	12,50	1,25	12	36	100	55,6
15,00	13,00	1,00	11	32	110	45,3
16,00	12,00	2,00	20	60	95	90,6
16,00	13,00	1,50	13	40	110	70,3
16,00	14,00	1,00	9	26	120	48,5
18,00	13,50	2,25	19	56	100	114,6
18,00	14,00	2,00	17	52	100	103,5
18,00	15,00	1,50	12	36	140	80,1
18,00	16,00	1,00	7	22	350	55,0
20,00	15,00	2,50	19	56	160	141,5
20,00	16,00	2,00	16	48	200	116,4
22,00	18,00	2,00	13	40	200	129,4
22,00	19,00	1,50	9	28	250	99,5
24,00	20,00	2,00	12	36	300	142,3
25,00	19,00	3,00	18	54	250	213,5
28,00	22,00	3,00	16	48	310	242,6
28,00	23,00	2,50	13	40	330	206,2
30,00	25,00	2,50	12	36	380	222,4
40,00	34,00	3,00	11	32	480	359,0

Pneumatska creva poliuretan PU

Radna temperature -40°C do +60°C

Spoljni prečnik mm	Unutrasnji prečnik mm	Debljina zida mm	Radni pritisak bar	Rasprskavajuci pritisak bar	Radijus savijanja mm	Težina g/m
3,00	1,50	0,75	18	54	7,5	6,5
4,00	2,00	1,00	19	56	11	11,5
4,00	2,50	0,75	13	40	15	9,3
5,00	3,00	1,00	15	46	14	15,3
6,00	4,00	1,00	13	40	18	19,2
8,00	5,00	1,50	17	52	25	37,4
8,00	5,50	1,25	12	36	30	32,3
8,00	6,00	1,00	9	28	35	26,8
10,00	6,50	1,75	13	40	30	55,3
10,00	7,00	1,50	11	34	30	48,8
10,00	7,50	1,25	9	26	40	41,9
10,00	8,00	1,00	7	22	45	34,5
12,00	8,00	2,00	9	28	50	76,6
12,00	9,00	1,50	8	24	50	60,3
14,00	12,00	1,00	4	12	80	49,8
16,00	10,00	3,00	16	48	70	147,0

Pneumatski Push In priključci

Pneumatski Push In priključci

- Prav prikljucak sa spoljnim navojem i spolnim i unutrašnjim OK..... 154
- Prav nastavak..... 154
- Kolenasti prikljucak sa spoljnim R navojem 155
- Kolenasti nastavak..... 155
- Kolenasti prikljucak sa spoljnim G navojem 156
- T-priključak..... 157
- T-priključak reducir..... 157
- T-priključak sa spoljnim R navojem 158
- T-priključak sa spoljnim navojem..... 159
- Podešljivi priključak..... 160
- Podešljivi priključak sa kontrolom protoka..... 161
- Obrtni priključak sa kontrolom brzine..... 162

Pneumatski Push In priključci

Tehnički podaci

Medijum:	Komprimovani vazduh
Radni pritisak:	10 bar max
Vakum:	750mmHg
Za dimenzije creva:	4, 6, 8, 10, 12 i 16mm
Navoji:	M5, M6, 1/8, ¼, /8 i 1/2 ISO G, ISO Rc i ISO R
Tip creva:	PA11 ili 12, PUR 85, 95 ili 98
Radna temperatura:	-20°C do +60 °C

Ne preporucuje montaža u sistemima vazdušnih kočnica.

Pneumatski Push
In priključci

Prav prikljucak sa spoljnim navojem i spolnim i unutrašnjim OK

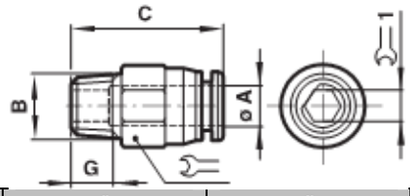

ØA	B	C	G	OK	OK1
4	R1/8	21,5	8	10	3
4	R1/4	20,5	10	14	3
4	R3/8	22	11	17	3
6	R1/8	22	8	12	4
6	R1/4	21	10	14	5
6	R3/8	22	11	17	5
6	R1/2	29,5	14	19	5
8	R1/8	27,5	8	14	5
8	R1/4	25,5	10	14	6
8	R3/8	23	11	17	6
8	R1/2	29,5	14	19	6
10	R1/8	28,5	8	17	5
10	R1/4	30,5	10	17	6
10	R3/8	24,5	11	17	8
10	R1/2	29,5	14	19	8
12	R1/8	31,5	8	19	5
12	R1/4	33	10	19	6
12	R3/8	30	11	19	8
12	R1/2	30	14	19	8
16	R3/8	37,5	11	24	10
16	R1/2	40,5	14	24	10

Prav nastavak

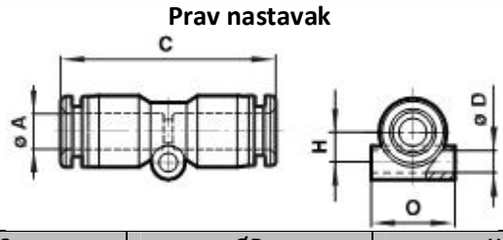

ØA	C	ØD	H	O
4	34,5	3,3	4,5	10,5
6	37	3,3	5,5	12,5
8	39,5	4,3	7	14,5
10	43	4,3	8	17,5
12	48	4,3	9,5	20,5
16	51	4,3	9,5	20,5

Kolenasti prikljucak sa spoljnim R navojem

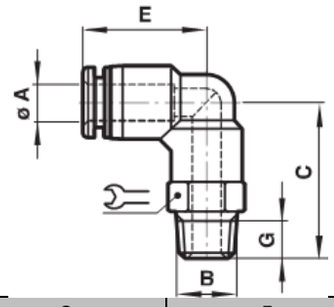

ØA	B	C	E	G	OK
4	R1/8	24,5	18,5	8	10
4	R1/4	26,5	18,5	10	14
4	R3/8	27,5	18,5	11	17
6	R1/8	26,5	20,5	8	12
6	R1/4	29,5	20,5	10	14
6	R3/8	30,5	20,5	11	17
6	R1/2	33,5	20,5	14	21
8	R1/8	28	23	8	14
8	R1/4	31	23	10	14
8	R3/8	32	23	11	17
8	R1/2	35	23	14	21
10	R1/8	28,5	23,5	8	17
10	R1/4	31,5	23,5	10	17
10	R3/8	32,5	23,5	11	17
10	R1/2	35,5	23,5	14	21
12	R1/8	32,5	27,5	8	19
12	R1/4	34,5	27,5	10	19
12	R3/8	35,5	27,5	11	19
12	R1/2	38,5	27,5	14	21
16	R3/8	43	32,5	11	24
16	R1/2	46	32,5	14	24

Kolenasti nastavak

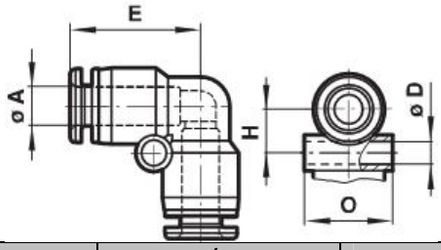

ØA	C	ØD	H	O
4	3,3	19	8,5	10,5
6	3,3	21	7,5	12,5
8	4,3	22,5	9	14,5
10	4,3	26	12	18
12	4,3	30	13,5	21
16	4,3	34	16	25,5

Kolenasti prikljucak sa spoljnim G navojem

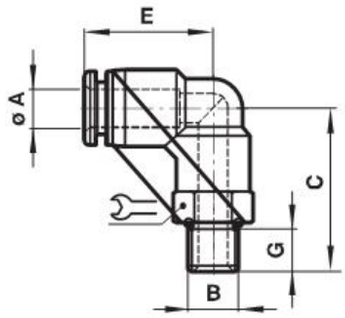

ØA	B	C	E	G	OK
4	M5	22	18,5	4,5	10
4	M6	22	18,5	4,5	10
4	G1/8	22,5	18,5	6	14
4	G1/4	24,5	18,5	8	17
4	G3/8	24,5	18,5	8	20
6	M5	24	20,5	4,5	12
6	M6	24	20,5	4,5	12
6	G1/8	24,5	20,5	6	14
6	G1/4	26,5	20,5	8	17
6	G3/8	26,5	20,5	9	20
8	G1/8	26	23	8	14
8	G1/4	28	23	8	17
8	G3/8	28	23	9	20
8	G1/2	29	23	10	24
10	G1/8	26,5	23,5	6	17
10	G1/4	28,5	23,5	8	17
10	G3/8	28,5	23,5	9	20
10	G1/2	29,5	23,5	10	24
12	G1/4	32,5	27,5	8	19
12	G3/8	32,5	27,5	9	20
12	G1/2	32,5	27,5	10	24
16	G3/8	41	32,5	9	24
16	G1/2	42	32,5	10	24

T-priključak

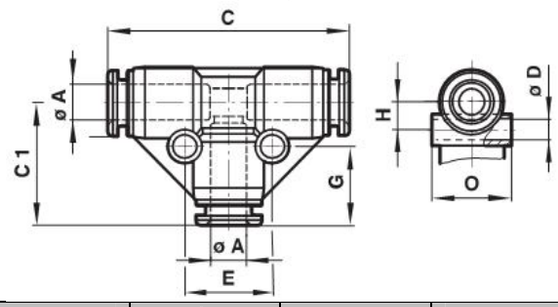

ØA	C	C1	ØD	E	G	H	O
4	36,5	18	3,3	13	12,5	8,5	10,5
6	42	21,5	3,3	15	13,5	7,5	12,5
8	45	23,5	4,3	18	15	9	14,5
10	48	25,5	4,3	20	15,5	11	17,5
12	57	29,5	4,3	26	16,5	12,5	20,5
16	68	34,5	4,3	32	18	16	25,5

T-priključak reducir

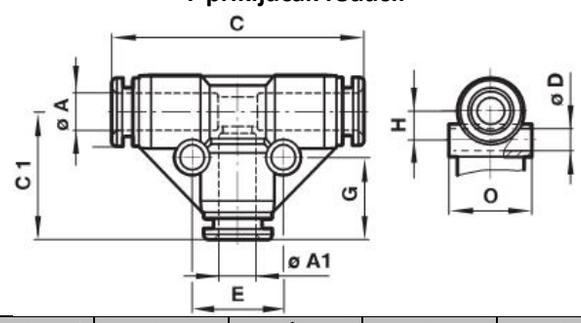

ØA	ØA1	C	C1	ØD	E	G	H	O
6	4	41,5	19	3,3	14	12,5	8	12,5
8	6	45	22	4,3	17	13,5	9,5	15
10	6	49	23	4,3	17	13,5	11	17,5
10	8	49	25	4,3	19	15	11	17,5
12	8	56	25,5	4,3	19	15	12,5	20,5
12	10	56	27,5	4,3	22	15,5	12,5	20,5
16	10	51	30,5	4,3	23	15,5	16	25,5
16	12	63,5	33	4,3	26	16,5	16	25,5

T-priključčak sa spoljnim R navojem

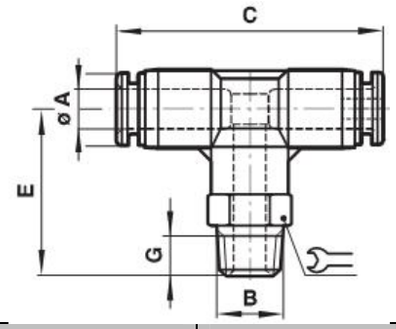

ØA	B	C	E	G	OK
4	R1/8	37,5	24,5	8	10
4	R1/4	37,5	26,5	10	14
4	R3/8	37,5	27,5	11	17
6	R1/8	41	26,5	8	12
6	R1/4	41	29,5	10	14
6	R3/8	41	30,5	11	17
6	R1/2	41	33,5	14	21
8	R1/8	44	28	8	14
8	R1/4	44	31	10	14
8	R3/8	44	32	11	17
8	R1/2	44	35	14	21
10	R1/8	47	28,5	8	17
10	R1/4	47	32	10	17
10	R3/8	47	32,5	11	17
10	R1/2	47	35,5	14	21
12	R1/8	55	32,5	8	19
12	R1/4	55	34,5	10	19
12	R3/8	55	35,5	11	19
12	R1/2	55	38,5	14	21
16	R3/8	64,5	43	11	24
16	R1/2	64,5	46	14	24

T-priključčak sa spoljnim navojem

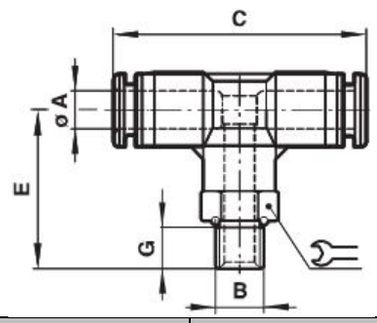

ØA	B	C	E	G	OK
4	M5	37,5	22	4,5	10
4	M6	37,5	22	4,5	10
4	G1/8	37,5	22	6	14
4	G1/4	37,5	24	8	17
4	G3/8	37,5	24	8	20
6	M5	41	24	4,5	12
6	M6	41	24	4,5	12
6	G1/8	41	24,5	6	14
6	G1/4	41	26,5	8	17
6	G3/8	41	27,5	9	20
6	G1/2	41	28,5	9	24
8	G1/8	44,5	26	6	14
8	G1/4	44,5	28	8	17
8	G3/8	44,5	29	9	20
8	G1/2	44,5	30	10	24
10	G1/8	47	26,5	6	17
10	G1/4	47	28,5	8	17
10	G3/8	47	29,5	9	20
10	G1/2	47	30,5	10	24
12	G1/4	55	31,5	8	19
12	G3/8	55	32,5	9	20
12	G1/2	55	33,5	10	24
16	G3/8	64,5	40	9	24
16	G1/2	64,5	41	10	24

Pneumatski Push
In priključci

Podešljivi priključak

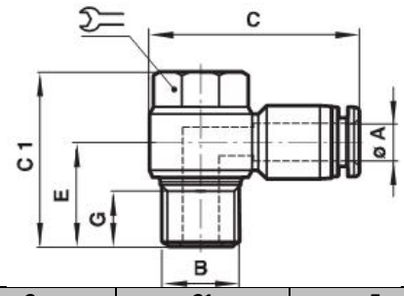

ØA	B	C	C1	E	G	OK
4	M5	25	18	10	3,5	8
4	G1/8	30,5	25	14,5	11	8
4	G1/4	34,5	29	16,5	10	8
6	M5	18	28	11	3,5	8
6	G1/8	31	25	14,5	8	8
6	G1/4	35	29	16,5	10	12
6	G3/8	385	32,5	20,5	11	14
8	G1/8	33	25	13,5	8	8
8	G1/4	37	29	16	10	12
8	G3/8	40	32,5	20,5	11	14
8	G1/2	46	39,5	23	14	17
10	G1/4	39	29	15,5	10	12
10	G3/8	42	32,5	19,5	11	14
10	G1/2	47,5	39,5	23	14	17
12	G3/8	46	32,5	19,5	11	14
12	G1/2	50	39,5	21,5	14	17

Podešljivi priključak sa kontrolom protoka

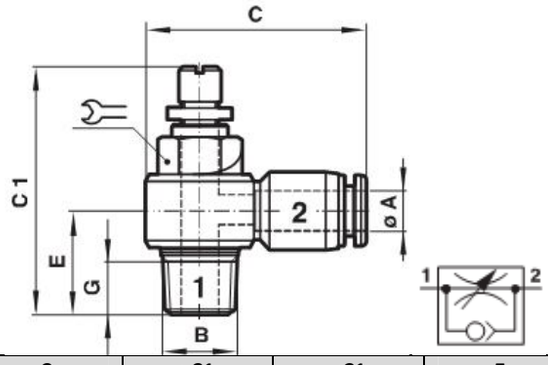

ØA	B	C	>C1	<C1	E	G	OK
4	R1/8	30,5	35	40	14,5	8	11
4	R1/4	34,5	40	45,5	18	10	15
6	R1/8	31	35	31	14,5	8	11
6	R1/4	35	40	45,5	18	10	15
6	R3/8	38,5	46,5	55	21	11	19
8	R1/8	33	35	40	15,5	8	11
8	R1/4	37	40	45,5	19	10	15
8	R3/8	40	46,5	55	21	11	19
8	R1/2	46	53	60	25	14	24
10	R1/4	39	40	45,5	20	10	15
10	R3/8	42	46,5	55	22,5	11	19
10	R1/2	47,5	53	60	25	14	24
12	R1/4	41	40	45,5	22	10	15
12	R3/8	46	46,5	55	23	11	19
12	R1/2	50	53	60	27	14	24

Pneumatski Push
In priključci

Obrtni priključak sa kontrolom brzine

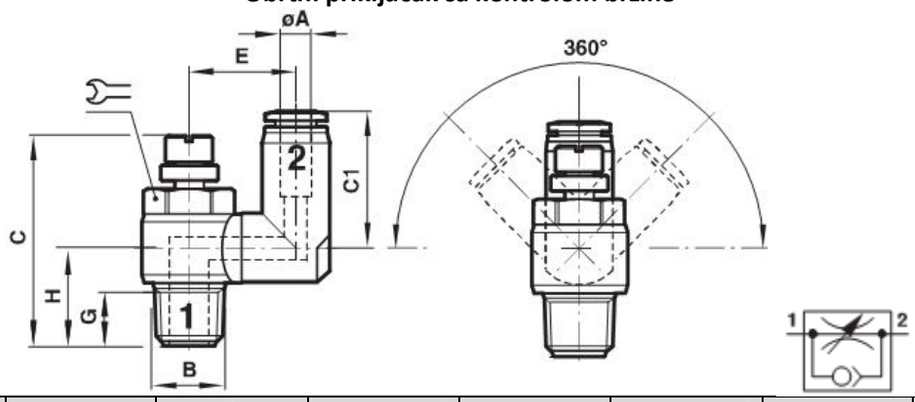

ØA	B	C*1	C1	E	G	H	OK
4	R1/8	35/40	20,5	14,5	8	15	11
4	R1/4	40/45,5	20,5	18	10	18,5	15
6	R1/8	35/40	24	15,5	8	15	11
6	R1/4	40/45,5	26	20,5	10	18,5	15
6	R3/8	47/55	26	23,5	11	21,5	19
8	R1/8	35/40	25,5	16	8	15,5	11
8	R1/4	40/45,5	29	19,5	10	18,5	15
8	R3/8	47/55	30	24,5	11	22	19
8	R1/2	53/60	30	26,5	14	26	24
10	R1/4	40/45,5	31	20,5	10	18,5	15
10	R3/8	47/55	32	24,5	11	22	19
10	R1/2	53/60	33	26,5	14	26,5	24
12	R1/4	40/45,5	33,5	22	10	18,5	15
12	R3/8	47/55	34,5	24,5	11	22	19
12	R1/2	53/60	36	26,5	14	26,5	24

Vatrogasna crevai spojke

Vatrogasna creva i spojke

- Vatrogasno crevo..... 164
- Slepa spojka..... 164
- Usisna spojka..... 165
- Potisna spojka..... 165
- Stabilna spojka..... 166
- Pužne šelne..... 167
- Visoko izdržljive - Heavy duty šelne (Šelne sa rolnicom) 167

Vatrogasna creva i spojke

Vatrogasno crevo

Promer creva Ø (mm)	Dužina creva L(m)
25	15
40	15
52	15
75	15
110	15

Slepa spojka

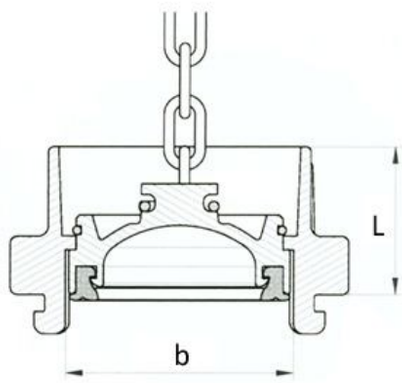

Veličina	b	L	Standard
25=D	31	28	DIN 14310
38=H	53	28	
52=C	66	43	DIN 14311
52=C	66	43	DIN 86206
75=B	89	45	DIN 14312
75=B	89	45	DIN 86207
110=A	113	48	DIN 14313

Usisna spojka

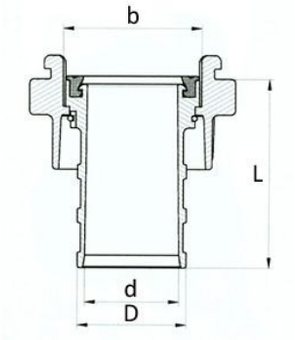

Veličina	b	ØD	L	Ød	Standard
52=C	66	52	90	45	DIN 14321
52=C	66	52	90	45	
75=B	89	75	125	65	DIN 14322
75=B	89	75	125	65	
110=A	113	110	170	100	DIN14323
110=A	113	110	170	100	
110=A	113	100	170	90	
110=A	113	90	17	79	

Potisna spojka

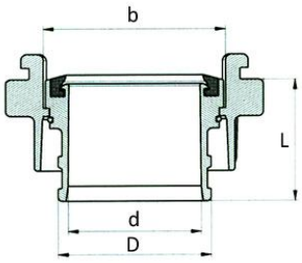

Veličina	b	ØD	L	Ød	Standard
25=D	31	25	54	18	DIN 14301
25=D	31	25	54	18	
38=H	53	38	63	30	
38=H	53	38	63	30	
38/25	53	25	93	18	
52=C	66	52	55	45	DIN 14302
52=C	66	52	55	45	DIN 86202
52/25	66	25	88	19	
52/38kr	66	38	63	30	
52/38d	66	38	80	30	
75=B	89	75	60	65	DIN 14303
75=B	89	75	60	65	DIN 86203
110=A	133	110	110	100	

Stabilna spojka

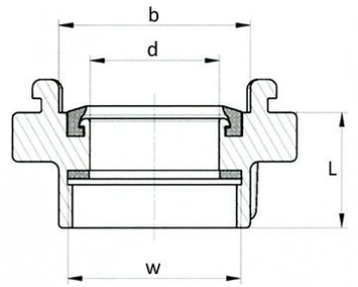

Veličina	b	W	L	Ød	Standard
25=D	31	R1”	30	18	DIN 14306
25=D	31	R1”	30	18	
38=H	53	R1-1/2”	32	30	
38=H	53	R1-1/2”	32	30	
52=C	66	R2”	40	44,5	DIN 14307
52=C	66	R2”	40	44,5	DIN 86204
75=B	89	R2-1/2”	42	64,5	DIN 14308
75=B	89	R2-1/2”	42	64,5	DIN86205
75=B	89	R3”	39	64,5	
110=A	133	R4-1/2”	48	100	DIN14309

PUŽNE ŠELNE

Pužne šelne su izdrađene od presovanog lima AISI 430, kome su zaoblejne ivice kako bi se sprečilo ostećenje creva.

Proizvode se u sledecim prečnicima

08mm – 12mm
10mm – 16mm
12 mm – 18 mm
16 mm – 25 mm
20 mm – 32 mm
25 mm – 40 mm
30 mm – 45 mm
32 mm – 50 mm
40 mm - 60 mm

50 mm - 70 mm
60 mm - 80 mm
70 mm - 90 mm
80 mm - 100 mm
90 mm - 110 mm
100 mm - 120 mm
110 mm - 130 mm
120 mm - 140 mm

Visoko izdržljive šelne (Šelne sa rolnicom)

Pogodne su za sve vrste stezanja koje zahteva savršeno naleganje, primenju se kod creva za srednje i visoke pritiske. Prsten je od nerdjajuceg čelika AISI430, šrafovi i rolnice su od pocinkovanog čelika.

Prečnik	Traka	Šraf
23-25	21x0,8	M6
26-28	21x0,8	M6
29-31	21x0,8	M6
32-35	21x0,8	M6
36-39	21x0,8	M6
40-43	21x0,8	M6
44-47	21x0,8	M8
48-51	21x0,8	M8
52-55	21x0,8	M8
56-59	21x0,8	M8

Prečnik	Traka	Šraf
60-63	21x0,8	M8
64-67	21x0,8	M8
68-73	24x1,2	M8
74-79	24x1,2	M8
80-85	24x1,2	M8
86-91	24x1,2	M8
92-97	24x1,2	M8
98-103	24x1,2	M8
104-112	24x1,2	M8
113-121	24x1,2	M8

Prečnik	Traka	Šraf
122-130	24x1,2	M8
131-139	26x1,5	M10
140-148	26x1,5	M10
149-161	26x1,5	M10
162-174	26x1,5	M10
175-187	26x1,5	M10
188-200	26x1,5	M10
201-213	26x1,5	M10
214-226	26x1,5	M10
227-239	26x1,5	M10

Techmahlex mašine za konfekcioniranje creva

Techmahlex masine za konfekcioniranje creva

- Masine za stezanje creva
  - Mašina za ručno stezanje hidrauličnih creva **H Crimp 80- PM18** 169
  - Mašina za ručno stezanje hidrauličnih creva **H Crimp 137- PM28** 169
  - Mašina za stezanje creva 12V namenjena servisnim vozilima **V Crimp 137- PE28 12V** 170
  - Mašina za stezanje creva 12V namenjena servisnim vozilima **V Crimp 240- PE38 12V** 170
  - Mašina za stezanje creva 12V namenjena servisnim vozilima **V Crimp 350** 171
  - Masina za stezanje creva **S Crimp 137- SE 28** 171
  - Masina za stezanje creva **S Crimp 240 - SE 38** 172
  - Masina za stezanje creva **S Crimp 350 - SE 58** 172
  - Ostale mašine za stezanje creva 173
- Mašine za sečenje creva
  - Mašina za sečenje creva 12V namenjena servisnim vozilima **V Cut 22 FC32** 174
  - Mašina za sečenje creva **S Cut 22 FC 32** 174
  - Mašina za secenje i ljušćenje creva **S DUO 30 – TE 50 Cut & Skive** 175
  - Ostale mašine za sečenje 175
- Mašine za ljušćenje
  - Ručna mašina za ljušćenje creva **H Skice – HST 50+** 176
  - Mašina za ljušćenje creva **S Skive 100 – DE 50** 176
  - Mašina za ljušćenje creva za prizvodne pogone **P Skive 205 – DC 76+** 176
- Mašina za markiranje čaura **S Mark 50 – MMJT 50** 177
- Ispitni sto **S Test 2500 – BE 2500** 177
- Dodatna oprema 177

Mašine za stezanje creva

Mašina za ručno stezanje hidrauličnih creva **H Crimp 80- PM18**	
Prednosti: Malih dimenzija, male težine, laka za upotrebu, dvostruka pumpa **Tehnički detalji:** -Kapacitet: do 1“ 2WB -Raspon stezanja:4-43mm -Sila stezanja: 80t -Dužina paknova: 56mm -Dimenzija: 330x250x400mm (24kg) -Dimenzije pakovanja: 800x600x830mm (41kg) -**Paknovi:** 6,8,10,12,15,18,21,24,27,30,39	

Mašina za ručno stezanje hidrauličnih creva **H Crimp 137- PM28**	
-Prednosti: Velika sila steyanja za ručnu mašinu, uzana glava, audio vizuelni signal, 350bara dizajn, robusniji nego za 700bar, veliki otvor. **-Tehnički detalji:** -Kapacitet: do 1“-1/4 4WB -Raspon stezanja:4-70mm -Sila stezanja: 137t -Dužina paknova: 75mm -Dimenzija: 480x250x340mm (55kg) -Dimenzije pakovanja: 800x600x830mm (75kg) **-Dodatna oprema:** EG, DSP, Hidropneumatska pumpa, set paknova za kočnice, i klime. Set paknova za obelezavanje creva. -**Paknovi:** 4,6,8,10,12,15,18,21,24,27,30,39	

Techmahlex mašine za konfekcioniranje creva

Mašina za stezanje creva 12V namenjena servisnim vozilima **V Crimp 137- PE28 12V**	
-Prednost: mala težina, kompaktan dizajn, brza, sposobna za stezanje kolena od 90°, poseduje zaštitu za cilindar **-Tehnički detalji:** -Kapacitet: do 1"-1/4 4SP -Raspon stezanja:4-70mm -Sila stezanja: 137t -Otvor sa paknovima: 28mm -Kompletan otvor: 100mm -Dužina paknova: 75mm -Motor: 2kW -Dimenzija: 580x430x565mm (90kg) -Dimenzije pakovanja: 800x600x830mm (102kg) **-Standardna oprema:** ergonomski mikrometar, panel za odlaganje paknova **-Dodatna oprema:** EG, DSP, Hidropneumatska pumpa, set paknova za kočnice, i klime. Set paknova za obelezavanje creva, baterija i punjac. -**Paknovi:** 4,6,8,10,12,15,18,21,24,27,30,33,36, 39,42,45,48,51,54,57,60,66	

Mašina za stezanje creva 12V namenjena servisnim vozilima **V Crimp 240- PE38 12V**	
-Prednost: mala težina, kompaktan dizajn, brza, sposobna za stezanje kolena od 90°, poseduje zaštitu za cilindar **-Tehnički detalji:** -Kapacitet: do 2" 4SP -Raspon stezanja:4-70mm -Sila stezanja: 240t -Otvor sa paknovima: 38mm -Kompletan otvor: 118mm -Dužina paknova: 100mm -Motor: 2kW -Dimenzija: 580x430x625mm (130kg) -Dimenzije pakovanja: 800x600x830mm (180kg) **-Standardna oprema:** ergonomski mikrometar, panel za odlaganje paknova **-Dodatna oprema:** EG, DSP, Hidropneumatska pumpa, set paknova za kočnice, i klime. Set paknova za obelezavanje creva, baterija i punjac. -**Paknovi:** 4,6,8,10,12,15,18,21,24,27,30,33,36, 39,42,45,48,51,54,57,60,66,70	

Mašina za stezanje creva 12V namenjena servisnim vozilima **V Crimp 350**	
-Prednost: mala težina, kompaktan dizajn, brza, poseduje zaštitu za cilindar **-Tehnički detalji:** -Kapacitet: do 2“ 6SP -Raspon stezanja:4-130mm -Sila stezanja: 350t -Otvor sa paknovima: 54mm -Kompletan otvor: 180mm -Dužina paknova: 115mm -Motor: 2kW -Dimenzija: 580x430x630mm (125kg) -Dimenzije pakovanja: 800x600x690mm (180kg) **-Standardna oprema:** ergonomski mikrometar, panel za odlaganje paknova **-Dodatna oprema:** EG, DSP, Hidropneumatska pumpa, set paknova za kočnice, i klime. Set paknova za obelezavanje creva, baterija i punjac. -**Paknovi:** 4,6,8,10,12,15,18,21,24,27,30,33,36, 39,42,45,48,51,54,57,60,66,70	

Masina za stezanje creva **S Crimp 137- SE 28**	
-Prednost: ergonomski mikrometar, kompaktna glava, panel za odlaganje paknova, visenaponska opcija **-Tehnički detalji:** -Kapacitet: do 1“1/4 4SP -Raspon stezanja:4-70mm -Sila stezanja: 137t -Otvor sa paknovima: 28mm -Kompletan otvor: 100mm -Dužina paknova: 75mm -Motor: 2,2kW -Dimenzija: 600x400x490mm (85kg) -Dimenzije pakovanja: 800x600x830mm (130kg) -Vapon: 400V 3PH – 230V 3PH/1PH – 110V 1PH **-Standardna oprema:** ergonomski mikrometar, panel za odlaganje paknova **-Dodatna oprema:** EG, DSP, Hidropneumatska pumpa, set paknova za kočnice, i klime. Set paknova za obelezavanje creva, baterija i punjac. -**Paknovi:** 4,6,8,10,12,15,18,21,24,27,30,33,36,39,42,45,48, 51,54,57,60,66	

Techmahlex mašine za konfekcioniranje creva

Masina za stezanje creva **S Crimp 240 - SE 38**	
-Prednost: kompaktan dizajn, brza, zaštita od pogresšnog odabira paknova,elektronska kontrola brojaca, poluautomatski rad,poseduje zaštitu za cilindar **-Tehnički detalji:** -Kapacitet: do 2“ 4SP -Raspon stezanja:4-76mm -Sila stezanja: 240t -Otvor sa paknovima: 38mm -Kompletan otvor: 118mm -Dužina paknova: 100mm -Motor: 4kW -Dimenzija: 600x390x630mm (180kg) -Dimenzije pakovanja: 1170x770x1100mm (234kg) -Napon: 400V 3PH – 230V 3PH/1PH **-Standardna oprema:** ergonomski mikrometar, panel za odlaganje paknova **-Dodatna oprema:** EG, DSP, Hidropneumatska pumpa, set paknova za kočnice, i klime. Set paknova za obelezavanje creva, baterija i punjac. -**Paknovi:** 4,6,8,10,12,15,18,21,24,27,30,33,36,39,42,45 ,48,51,54,57,60,66,70	

Masina za stezanje creva **S Crimp 350 - SE 58**	
-Prednost: Velika snaga i veliki otvor, ergonomski mikrometar, elektronska kontrola brojaca, poluautomatski rad, zaštita od pogresšnog odabira paknova, kompaktan dizajn, brza, poseduje zaštitu za cilindar, **-Tehnički detalji:** -Kapacitet: do 2“ 6SP -4“ industrijska -Raspon stezanja:4-130mm -Sila stezanja: 350t -Otvor sa paknovima: 54mm -Kompletan otvor: 180mm -Dužina paknova: 115mm -Motor: 5,5kW -Dimenzija: 730x483x812mm (260kg) -Dimenzije pakovanja: 1170x760x1100mm (320kg) -Napon: 400V 3PH – 230V 3PH/1PH **-Standardna oprema:** ergonomski mikrometar, panel za odlaganje paknova **-Dodatna oprema:** EG, DSP, Hidropneumatska pumpa, set paknova za kočnice, i klime. Set paknova za obelezavanje creva, baterija i punjac. -**Paknovi:** 4,6,8,10,12,15,18,21,24,27,30,33,36,39,42,45,48,51, 54,57,60,66,70,73,76,80,86,90,95,99,112,117,122	

Ostale mašine za stezanje creva

P Crimp 240- PES 58	**P Crimp 320 PES 100**	**P Crimp 480 – PES 125**
N Crimp 80/70 – PES 158/108	**XL Crimp 400 – PE 280**	**XL Crimp 320 – PESO 320**
XL Crimp 800 – PES 800	**XL Crimp 550 – PES 500**	

Techmahlex mašine za konfekcioniranje creva

Mašine za secenje creva

Mašina za sečenje creva 12V namenjena servisnim vozilima **V Cut 22 FC32**	
-**Prednosti:** gladak sistem krivljenja, rez pod 90°, čist rez, nazubljen disk, skupljač opiljka. **-Tehnički detalji:** Kapacitet: za creva 1“1/4 4SP Motor: 2kW Disk: Nazubljen disk Ø254mm Najveci spoljni precnik creva: 50mm Brzina: 3000rpm **-Standardna oprema:** nazubljen disk, skupljač opiljaka **-Dodatna oprema:** Baterija i punjac, motalica za crevo	

Mašina za sečenje creva **S Cut 22 FC 32**	
-**Prednosti:** gladak sistem krivljenja, rez pod 90°, čist rez, nazubljen disk, skupljač opiljka, različite opcije napajanja **-Tehnički detalji:** Kapacitet: za creva 1“1/4 4SP Motor: 2,2kW Disk: Nazubljen disk Ø254mm Najveci spoljni precnik creva: 50mm Brzina: 3000rpm Dimenzije: 630x675x650mm (42kg) Pakovanje: 800x600x830mm (55kg) Napajanje: 400V 3PH – 230V 3PH/1PH **-Standardna oprema:** nazubljen disk, skupljač opiljaka **-Dodatna oprema:** motalica za crevo	

Mašina za secenje i ljušćenje creva **S DUO 30 – TE 50 Cut & Skive**	
-**Prednosti:** 2 u 1, laka za upotrebu, gladak sistem krivljenja, rez pod 90°, kompaktna, ekonomicna, unutrašnje i spoljašnje ljušćenje, Elektricna sigurnosna kočnica, čist rez, nazubljen disk, skupljač opiljka, različite opcije napajanja, dva smera rotacije. **-Tehnički detalji:** Kapacitet: za creva: 2“ 4SP Motor: 3kW Disk: Nazubljen disk Ø300mm Najveci spoljni precnik creva: 85mm Brzina: 3000rpm Alat za ljušćenje: Spoljašnji ESE ili ESP, unutrašnji IS Dimenzije: 835x545x640mm (115kg) Pakovanje: 800x600x830mm (130kg) Napajanje: 400V 3PH – 230V 3PH/1PH **-Standardna oprema:** nazubljen disk, skupljač opiljaka, elektricna kočnica motora **-Dodatna oprema:** rampa za sečenje, motalica za crevo	

Ostale mašine za sečenje

S CUT 30 – TP 40	**S CUT 55 – TP 60**	**P CUT 90 – TS 76**

Techmahlex mašine za konfekcioniranje creva

Mašine za ljušćenje

Ručna mašina za ljušćenje creva **H Skice – HST 50+**	
-Prednosti: Ekonomičana, jednostavna, kompaktna, robusna **-Tehnički detalji:** Kapacitet: 2“ Alati: spoljašnje ljušćenje ESE, unutrašnje IS Dimenzije: 413x52x224mm (3kg)	

Mašina za ljušćenje creva **S Skive 100 – DE 50**	
-Prednosti: Ekonomičana, jednostavna, kompaktna, robusna, zaštitni poklopac, nosač alata, nožna pedala, dva smera rotacije **-Tehnički detalji:** Kapacitet: 2“ Motor: 0,25kW Brzina: 100rpm Alati: spoljašnje ljušćenje ESE, unutrašnje IS Dimenzije: 500x600x360mm (36kg) Pakovanje: 800x600x830xmm (55kg) Napajanje: 400V 3PH – 230V 3PH	

Mašina za ljušćenje creva za prizvodne pogone **P Skive 205 – DC 76+**	
-Prednosti: Ekonomičana, jednostavna, kompaktna, robusna, zaštitni poklopac, nosač alata, nožna pedala, dva smera rotacije **-Tehnički detalji:** Kapacitet: 3“ Motor: 0,75kW Brzina: 205rpm Alati: spoljašnje ljušćenje ESE, unutrašnje IS Dimenzije: 550x675x1140mm (100kg) Pakovanje: 600x800x1330xmm (160kg) Napajanje: 400V 3PH – 230V 3PH **-Dodatana oprema:** kontorla brzine, sistem za fiksiranje creva	

Masina za markiranje caura

S Mark 50 – MMJT 50

ehnički detalji:
pacitet: 2“
osač slovnih karaktera: 2x14kom
eličina karaktera: 6x3mm
sina karaktera: 2,5mm
ax. Spoljni prečnik čaure: 150mm
menzije: 390x360x520xmm (34kg)
kovanje: 800x600x830mm (50kg)

Ispitni sto

Ispitni sto

S Test 2500 – BE 2500

rednosti: Lak za upotrebu, ekonomičan, ima ogućnost istovremenog testiranja 5 creva
ehnički detalji:
apacitet: 3/16“-2“
laksimalni pritisak: 2500bar
riključak za crevo: 5 izlaza sa BSP 3/8“ ženski
lin. dovod komprimovanog vazduha: 7 bar, protok 00l/min (suvi vazduh)
luid za testiranje: filtrirana voda, min. pritisak 3bar
linimalni podržani test pritisak: 150bar
imenzije: 2500x800x1050mm (175kg)
akovanje: 2360x1130x1330mm (330kg)

odatna oprema: racunar i štampač za izveštaje, vetljenje komore, dodtatna pumpa za niže pritiske, stiranje sa emulzijom u zatvorenom filtitanom kolu.

Dodatna oprema

Oprema za mašine za stezanje creva

EG-SRC-DSP-DST	Nožna papučica	b

Techmahlex mašine za konfekcioniranje creva

Mehanički graničnik	ISD-INTERAKTIVNI DISPLEJ	I-Crimp Sistem

Oprema za mašine za sečenje creva			
Diskovi za sečenje	Nosač creva	Rampa za crevo	Motalica
			

Oprema za ljušćenje creva			
KIT ESE	**KIT ESA**	**ESP**	**IS**
			

Ostali proizvodi

C Clean 50- CK 50		Mašina za ubacivanje prikljucaka **S Push 1500 – EHN 50**
-Tehnički detalji: Broj dizni: 10 Pritisak vazduha: 7bar Za dimenzije creva: 6-51mm **-Standardan paket:** 575 prli, hvatač projektila		

BEDA

BEDA

- Beda - Oprema za ubrizgavanje kiseonika putem gorionickog koplja 180
  - O_2 - Držač koplja **B** 181
  - Sigurnosni ventil **RB** 182
  - Zaštita od povrtka mulja **RL** 183
  - O_2 - Sigurnosna produžna cev **CU, SI** 184
  - Brzi ventil **SSD** 185
  - Ručni ventil **VK** 186
  - Ručni ventil **VH** 187
  - Crevo zaštićeno staklenim vlaknima 188
  - Crevo zaštićeno metalnim opletnom **L** 189
  - Motalica **T** 190
  - Regulator protoka **DM** 191
  - Ventil za iskljucenje na vodu O_2 **VKF/VKU** 192
- Beda - Oprema za ubrizgavanje kiseonika putem koplja 193
  - Držač koplja za ubrizgavanje O_2 194
  - O_2 - držač koplja sa ručicom za stezanje **BKF/BN** 195
  - Sigurnosni uređaj protiv povratka mulja **RL** 196
  - Sigurnosni uređaj protiv povratka mulja, visokoizdržljiva konstrukcija **RL-..ST** 197
  - Sigurnosna cev **SI** 198
  - Kiseoničko crevo sa zaštitom od staklenih vlakana **L** 199
  - Motalica **TS** 200
  - Dovodno crevo **Z** 201
  - Regulator pritiska **DM** 202
  - Ventil za isključenje na O_2 vodu **VKF/VKU** 203
  - O_2 - Ručni ventil koplja „1/2 okreta“ 204
  - O_2 - Ručni ventil koplja „6 okreta“ 205
- Beda – Oprema za ubrizgavanje ugljene prašine 206
  - Držač koplja za ugljenu prašinu **BPU** 207
  - Držač koplja za ugljenu prašinu sa ručicom za stezanje **BKPU** 208
  - Specijalno crevo za ugljenu prašinu **TRPU** 209

Oprema za ubrizgavanje kiseonika putem gorioničkog koplja

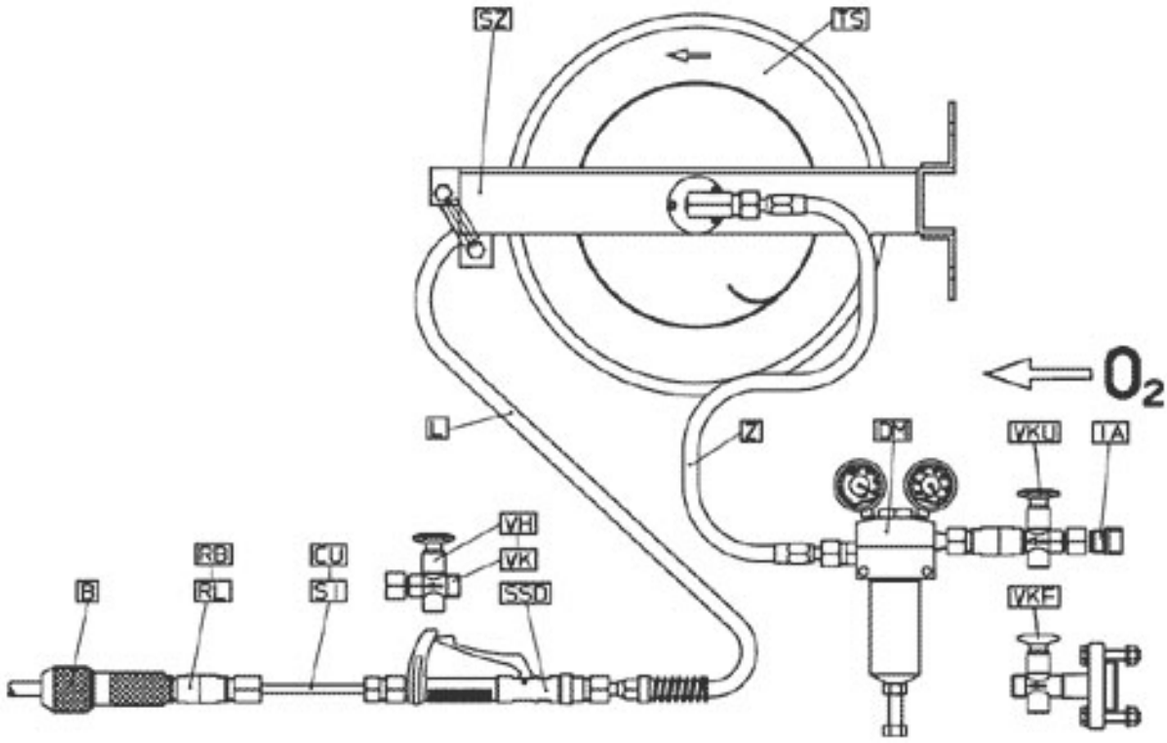

B	Držač koplja
RB, RL	Sigurnosni ventil od povratne vatre, zaštita od povratnog mulja
CU, SI	Sigurnosna produžna cev
SSD	Brzi ventil
VK/VH	Ručni ventil (1/2 okreta ili 5 okreta)
L	Crevo (sa oblogom od staklenih niti ili opleteno celikom)
T	Motalica
SZ	Vođica za crevo
Z	Priključno crevo
DM	Regulator pritiska
VKF/VKU	Ventil za isključivanje na O_2 vodu
IA	Adapter sa konusnim zaptivanjem

O_2 - Držač koplja

-B-

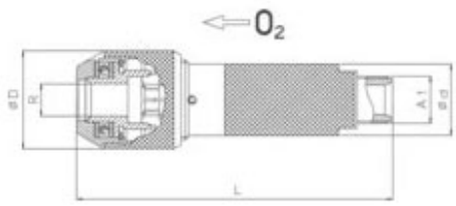

- Držač koplja sa okretnom steznom glavom, kugličnim ležalem, NEOPREN zaptivka
- Stezna glava je od nepredne legure čelika
  -Postavlja cev pravilno u držač
  -Sprečava neželjenu rotaciju cevi
- Velika tolerancija spoljašnjeg prečnika gorioničke cevi
- Obe strane mogu biti glatke ili hrapave (glatke su poželjnije)
- Kao preventiva od curenja kiseonika oko cevi nalazi se NEOPREN taptivka koja pritiska cev po njenom obimu

Za koplje	**Držač koplja**				
Cev koplja Ø	Spoljni Ø	Priključak	Dimenzaja (mm)		
R/BSP	**R (mm)**	**A1**	**L**	**ØD**	**Ød**
6 mm	6	G 3/4	127	40	31
8 mm	8	G 3/4	127	40	31
1/8”	10	G 3/4	127	40	31
1/4”	13,5	G 3/4	127	40	31
3/8”	17	G 3/4	178	55	40
1/2”	21,5	G 3/4	178	55	40
3/4”	27	G 1	193	60	48
1”	34	G 1 1/4	227	70	62

Sigurnosni ventil od povratne vatre
- RB-

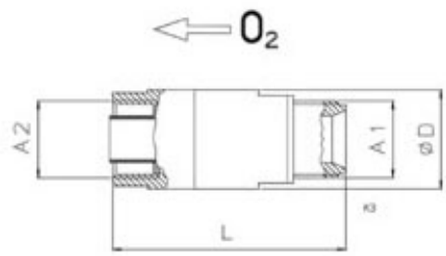

- Može se montirati direktno iza držača koplja
- Sigurnosna funkcija 1: isključuje u slučaju prekomerne temperature, povratne vatre i mulja, oprugom prednjeg ventila i siterovanog metala
- Sigurnosna funkcija 2: preventivno cuva sistem od povratne vatre
- Sigurnosna funkcija 3: skoro potpuno zaustavlja kiseonik u slučaju pogresno postavljenog koplja
  Nije zamena za kontrolni ventil koplja

Za držač cevi	Za koplje Ø	Spoljni Ø	Konekcija		Dimenzija (mm)	
	R/BSP	**R (mm)**	**A1**	**A2**	**L**	**ØD**
B-M6-05	6 mm	6	G 3/4	G 3/4	80	34
B-M8-05	8 mm	8	G 3/4	G 3/4	80	34
B-01-05	1/8”	10	G 3/4	G 3/4	80	34
B-02-05	1/4”	13,5	G 3/4	G 3/4	80	34
B-03-05	3/8”	17	G 3/4	G 3/4	80	34
B-04-05	1/2”	21,5	G 3/4	G 3/4	80	34

Zaštita od povratka mulja

-RL-

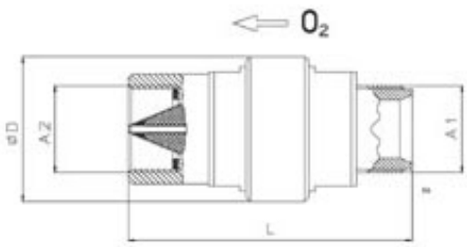

- Alternativa za tastitu od povratne vatre (RB)
- Može se mmontirati direktno iza držača koplja
- Sigurnosna funkcija 2: isključuje u slučaju prekomerne temperature, povratne vatre i mulja
- Sigurnosna funkcija 2: isključuje u slučaju da gas krene u suprotnom smeru
- Minimalno gubljenje pritiska, visok protok kiseonika (PL-04-05 se preporučuje za koplja 6mm – 1/2”, u slučaju niskog ulazog pritiska)
- Robustan dizajn (PL-..-st, RL-..-NI)

Za držač koplja	Za koplje	Spoljni Ø	Priključak		Dimenzija (mm)	
	R/BSP	**R (mm)**	**A1**	**A2**	**L**	**ØD**
B-M6-5 - B-04-05	6mm – 1/2”	6 – 21,5	G 3/4	G 3/4	88	42
B-05-06	3/4”	27	G 1	G 1	119	60
B-06-07	1”	34	G1 1/4	G1 1/4	136	70

Za veće dimenzije videti EAF

O_2 - Sigurnosna produžna cev
-CU, SI-

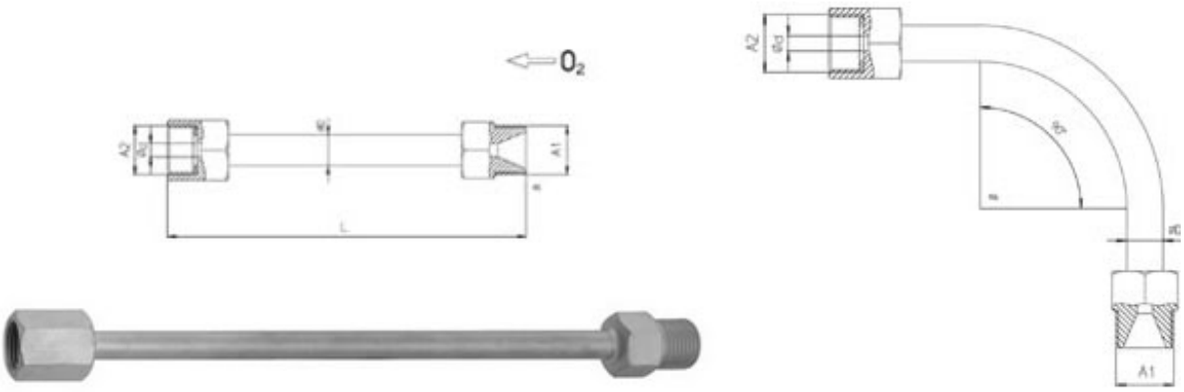

- Radni pritisak max. 40bar
- Opciona montaža u zavisnosti od primene koplja
- Najveća zaštita ruku za poretera koplja
- Specijalni model: ravan
- Specijalni dizajn na zahtev: savijena 90°
- Duzine koje nisu u tabeli i ugao savijanja, na zahtev
- Različite konekcije na jednoj cevi, na zahtev

Tip	Za koplje Ø	Konekcija		Dimenzija (mm)		
		A1	**A2**	**L**	**Ød**	**ØD**
Bakar	6mm – 1/2”	G3/4	G3/4	300	14	200
Nerđajući čelik	6mm - 8mm	G3/4	G3/4	300	7	10
		G3/4	G3/4	500	7	10
		G3/4	G3/4	700	7	10
		G3/4	G3/4	1000	/	10
	1/8” – 1/4”	G3/4	G3/4	300	11	15
		G3/4	G3/4	500	11	15
		G3/4	G3/4	700	11	15
		G3/4	G3/4	1000	11	15
	3/8” – 1/2”	G3/4	G3/4	400	15	20
		G3/4	G3/4	600	15	20
	3/4”	G 1	G 1	400	20	32
		G 1	G 1	600	20	32
	1”	G 1 1/4	G 1 1/4	400	25	36
		G 1 1/4	G 1 1/4	600	25	36

Brzi ventil
-SSD-

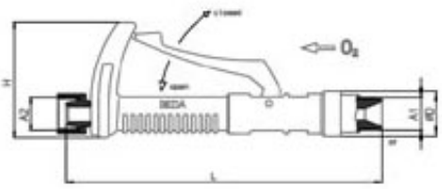

- Poboljšana kontrola polge
- “Monoblok” dizajn (telo iz jednog komada)
- Automatsko zatvaranje otpustanjem ručice (sigurnosna funkcija “DEAD MAN VALVE”)
- Napredno otvaranje ventila pritiskom na oprugu
- SSD-04-05/SSD-04-06 sa većim unutrašnjim prečnikom ta veći protok kiseonika, ali bez naprednog otvaranja

Za koplje Ø	Max. pritisak	Konekcija		Dimenzija (mm)		
	bar	**A1**	**A2**	**L**	**Ød**	**ØD**
6mm – 1/2”	40	G 3/4	G 3/4	260	36	93
Specijalna dizajn						
3/8” - 1/2”	40	G 3/4	G 3/4	364	42	93
1/2” – 3/4”	40	G 1	G 1	375	42	93

Ručni ventil
-VK/VH-

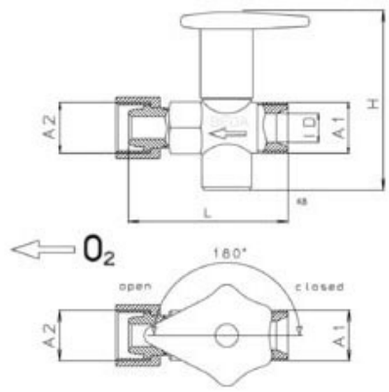

- Klip ventila otporan na temperaturu, zaptivka od Vitona
- Brzo otvaranje sa 1/2 okreta (180°), stepenasta kontrola
- Ugao otvaranja oznacen na vrhu ručice
- „Monoblok“ dizajn (telo izradjeno iz jednog komada)
- Ručica je izrađena od masivnog mesinga
- Mala težina

Za koplje Ø	Max. Pritisak	Unutrasnji Ø	Konekcija		Dimenzija (mm)	
	(bar)	**ID (mm)**	**A1**	**A2**	**L**	**H**
6mm – 1/2“	40	15	G 3/4	G 3/4	89	94
1/2“ – 3/4“	40	20	G 1	G 1	82	151

Ručni ventil
-VK/VH-

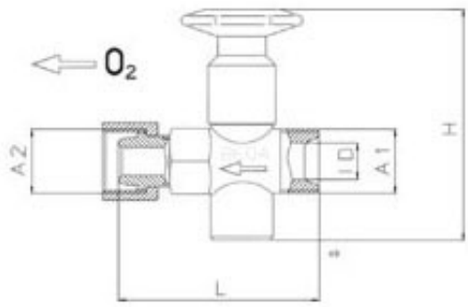

- Otvaranje i zatvaranje sa 5 okreta, stepenasta kontrola za fino podešavanje
- Klip ventila je otporan na temperaturu, zaprivka od Vitona
- Točak – napravljen od masivnog mesinga, sigurnosnom ivicom protiv klizanja
- Sigurnosni prsten za zaštitu osovine
- Nije isto kao VKU, jer je smer drugačiji

Za koplje Ø	Max. Pritisak	Unutrasnji Ø	Konekcija		Dimenzija (mm)	
(bar)	**ID (mm)**	**A1**	**A2**	**L**	**H**	**(bar)**
6mm – 1/2“	40	15	G 3/4	G 3/4	90	95
1/2“ – 3/4“	40	20	G 1	G 1	86	137
3/4“ – 1“	40	32	G 1 1/4	G 1 1/4	150	140

Crevo – zastićeno stklenim vlaknima

-L-

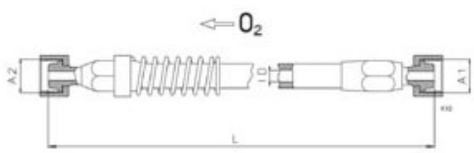

- Dizajn creva
  - Jezgro: teško zapaljiv i samogaseći NEOPREN
  - Uložak: nekoliko slojeva jakih tekstilnih vlakana
  - Zastita: dupli oplet toplo vulkaniziranih staklenih vlakana, otporna su na habanje i temperaturu
- Veoma fleksibilan, nema upredanja
- Povezuju se sa navojnim sistemom prkljucaka (priključci se mogu koristiti ponovo)
  - Priključci su izrađeni po standardu DIN EN 560, nerđajući celik
  - Radni deo creva je zastićen nerđajucom zaštitom za crevo protiv previjanja

Kvalitet	Za koplje Ø	Dužina creva	Unutrašnji Ø	Konekcija	
		L (m)	**ID(m)**	**A1**	**A2**
NEOPREN	6mm - 1/4“	10	9	G 3/4	G 3/4
		13			
		15			
		20			
		25			
		30			
		40			
NEOPREN	3/8“ – 1/2“	10	13	G 3/4	G 3/4
		13			
		15			
		20			
		25			
		30			
		40			
NEOPREN	1/2“ – 3/4“	10	19	G 1	G 1
		13			
		15			
		20			
		25			
		30			
		40			
NEOPREN	1“	10	25	G 1 1/4	G 1 1/4
		13			
		15			
		20			

Crevo – zaštićeno metalnim opletom

-L-

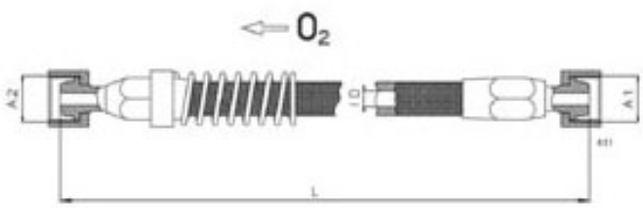

- Dizajn creva
  - Jezgro: teško zapaljiv i samogaseći NEOPREN
  - Uložak: nekoliko slojeva jakih tekstilnih vlakana
  - Zastita: dupli oplet toplo vulkaniziranih staklenih vlakana, otporna su na habanje i temperaturu
- Veoma fleksibilan, nema upredanja
- Povezuju se sa navojnim sistemom prkljucaka (priključci se mogu koristiti ponovo)
  - Priključci su izrađeni po standardu DIN EN 560, nerđajući celik
  - Radni deo creva je zastićen nerđajucom zaštitom za crevo protiv previjanja

Kvalitet	Za koplje Ø	Dužina creva	Unutrašnji Ø	Konekcija	
		L (m)	**ID(m)**	**A1**	**A2**
NEOPREN	6mm - 1/4“	10	9	G 3/4	G 3/4
		13			
		15			
		20			
		25			
		30			
		40			
NEOPREN	3/8“ – 1/2“	10	13	G 3/4	G 3/4
		13			
		15			
		20			
		25			
		30			
		40			
NEOPREN	1/2“ – 3/4“	10	19	G 1	G 1
		13			
		15			
		20			
		25			
		30			
		40			

Motalica
-T-

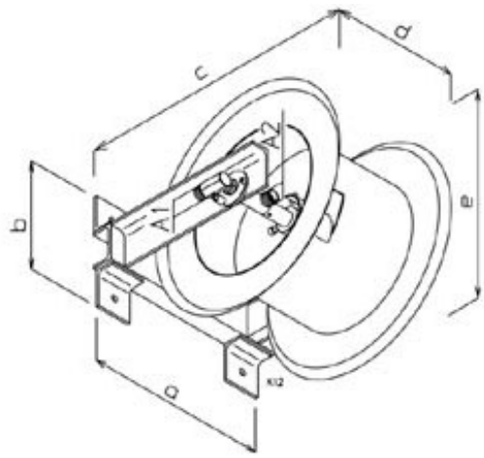

- Nov poboljšan dizajn, zastićen od prazine i svetlosti, kuglični ležajevi, ojačana opruga
- Robusna kontrukcija, robusni L-profil
- Svi delovi su galvanizovani
- Automatsko uvlačenje creva, sa dve pauze
- Svi delovi kroz koje protiče gas su od mesinga, bakra ili nerđajućeg čelika
- Kotur se nalazi na dva kuglična ležaja

UPOZORENJE: VEZA IZMEĐU DOVODA GASA I KOTURA OBEZBEĐUJE SE SAMO FLEKSIBILNOM CREVOM

Vise o ovom proizvodima se nalazi u katalogu „BEDA securitz-hose-reels“

Za crevo unutrašnji Ø	Za koplje Ø	Dužina creva	Konekcija		Dimenzija (mm)				
ID (mm)		**L (m)**	**A1**	**A3**	**a**	**b**	**c**	**d**	**e**
9 – 13	6mm - 1/2“	15	G 3/4	G 3/4	420	240	570	255	Ø470
9 – 13	6mm - 1/2“	25	G 3/4	G 3/4	420	240	570	255	Ø470
13	1/2“	25	G 3/4	G 3/4	438	300	693	255	Ø585
19	3/4“	25	G 1	G 1	438	300	693	255	Ø585
25	1“	20	G1 1/4	G1 1/4	438	300	760	255	Ø650

Dodaci: vođica za crevo (SZ-..) i zaštitna kupola (TH-..). Oznake: SZ/TH-11 ZA TS-12, SZ/TH-22 ZA TS-22

Regulator pritiska
-DM-

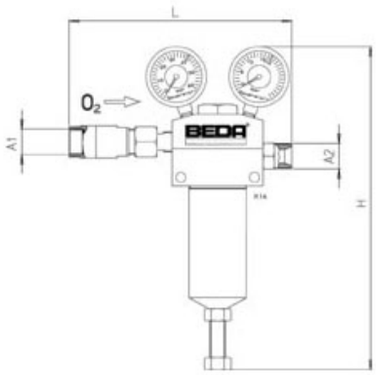

- **DM-35-16-05** sa pred filterom i 1 manometrom za prikazivanje radnog pritiska (3-16bar)
- **DM-40-16** sa pred filterom i 2 manometra za prikazivanje ulazog pritiska (max 40bar) i radnog pritiska (3-16bar) i sigornosni ventil
- Iz sigurnosnih razloga preporučje se radni pritisak 8-12bar
- Ulazni pritisak može biti 3-16bar, radni se može podešavati
- Podešavanje se vrši pod pritiskom
- Regulise fluktuacije pritiska

Za koplje Ø	Ulazni pritisak	Izlazni pritisak	Kapacitet	Konekcija		Dimenzija (mm)	
	(bar)	**(bar)**	**(Nm^3/h)**	**A1**	**A2**	**L**	**H**
6mm - 1/2“	40	3 – 16	350	G 3/4	G 3/4	232	320
6mm - 1/2“	40	3 – 16	400	G 3/4	G 3/4	232	320
1/2“-3/4“	40	3 – 16	400	G 1	G 1	255	320
3/4“-1“	40	3 – 16	2000	G1 1/4	G1 1/4	237,5	367

Ventil za isključivanje na O_2 vodu
- VKF/VKU-

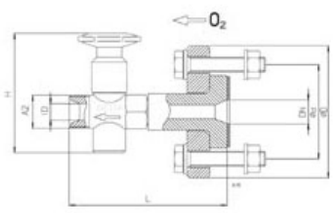

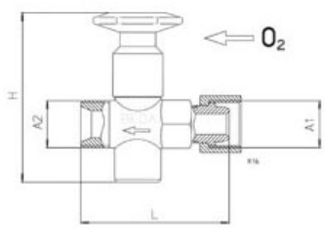

- Otvaranje i zatvaranje sa 5 okreta, stepenasto podesavanje
- Klip ventila otporan na visoke temperature, zaptivka od Vitona
- Točak – naptavljen od masivnog mesinga , sa sigurnosnim obodom i zastitom od deformacije osovine

NE možete zameniti VKU sa VK zbog različitog smera protoka

Za koplje Ø	Max pritisak	Unutrašnji Ø	Konekcija		Dimenzija (mm)		Prirubnica (mm)		
	(bar)	**ID (mm)**	**A1**	**A2**	**L**	**H**	**DN**	**ØD**	**Øf**
1. Ventil sa prirubnicom									
6mm-1/2“	40	15		G3/4	126	95	20	105	75
3/4“	40	20		G1	142	137	25	115	85
1“	40	22		G1 1/4	177	140	25	115	85
2. Ventil sa navojem									
6mm-1/2“	40	15	G3/4	G3/4	90	95			
3/4“	40	20	G1	G1	118	137			
1“	40	22	G1 1/4	G1 1/4	138	140			

Adapter s konusom (IA-..-..) je neophodan navojni ili vareni dovod

Beda - Oprema za ubrizgavanje kiseonika putem koplja

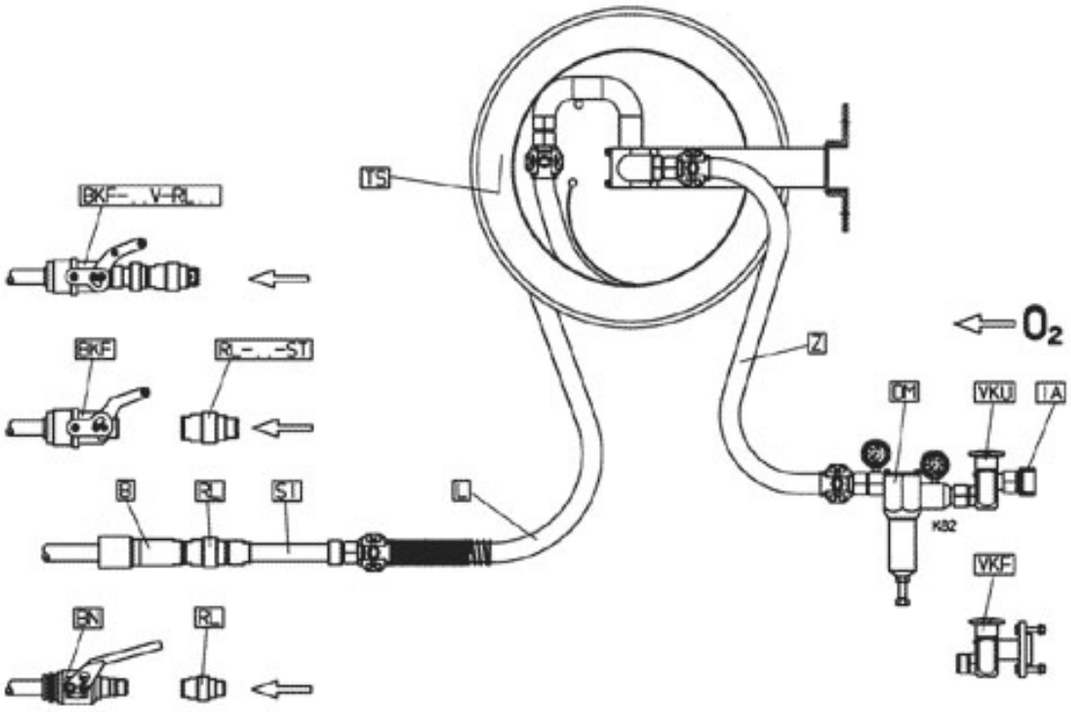

B, BKF, BN	Držač koplja sa polugom za zaključavanje
BKF-.V-RL.	Držač koplja „3 u 1“
RL / ..-ST	Sigurnosni ventil protiv povratka mulja
SI	Sigurnosna produžna cev
TS	Motalica
Z	Crevo dovoda
DM	Regulator pritiska
VKF/VKU	Ventil za isključivanje na O_2 vodu
IA	Adapter sa konusom

O_2 Ručni ventil koplja “1/2 okreta”

O_2 Ručni ventil koplja “6 okreta”

Držač koplja za ubrizgavanje O_2
-BKF-

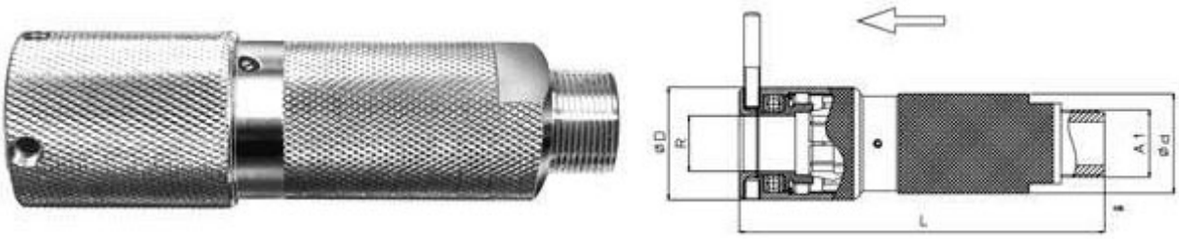

- Držač koplja sa okretnom steznom glavom, kuglicni ležajevi, zaptivka od neoprena
- Futer je napravljen od napredne legure celika
  -fiksira kolje pravilno u držač
  -sprečava rotaciju cevi kolja
- Veliki opseg pri odabiru spoljašnjeg prečnika gorioničke cevi
- Obe strane mogu biti glatke ili hrapave (preporučuju se glatke strane)
- Kao prevencija od curenja kiseonika koristi se NEOPREN zaptivka koja naleze po celom obimu cevi
- Veliki moment stezanjaglave korišćenjem vijka (videti sliku)

Za koplje		Držač koplja			
Cev koplja Ø	Spoljasnji Ø	Konekcija	Dimenzija (mm)		
BSP	**R (mm)**	**A1**	**L**	**ØD**	**Ød**
1/2“	21,5	G 1	181	56	41
3/4“	27	G 1 1/4	195	60	48
1“	34	G 1 1/4	227	70	62
1“	34	G 1 1/2	227	70	62
1 1/4“	42	G 1 1/2	240	80	67
1 1/2“	48	G 2	245	92	82
2“	60	G 2 1/2	239	100	88

O_2 - držač koplja sa ručicom za stezanje
-BKF, BN-

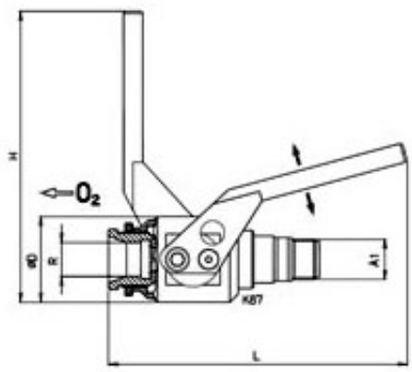

- Za ručni postavljane
- Tećina je 20% više od drzača koplja sa rotirajućom glavom
- Prednosti:
  -Udobno i veoma brzo postavljanje cevi koplja
  -Sigurno stezanje cevi koplja bez okretanja, futer od patentirane legure čelika
- Saptivka na cevi koplja od NEOPRENA/VITONA
- Glavni delovi izrađeni od nerđajućeg čelika

Koristiti isključivo u kompletu sa BEDA sigurnosnim uredjajima protiv povratka vatre i mulja

Za koplje	Konekcija		Dimenzija (mm)		
	A1	**A2**	**L**	**ID**	**ØD**
6mm	6	G 3/4	158	46	140
8mm	5	G 3/4	158	46	140
1/8“	10	G 3/4	158	46	140
1/4“	13,5	G 3/4	158	46	140
3/8“	17	G 3/4	220	60	207
1/2“	21,5	G 3/4	220	60	207
3/4“	27	G 1	249	71	241
3/4“	27	G 1 1/4	249	71	241

Sigurnosni uređaj protiv povratka mulja
- RL-

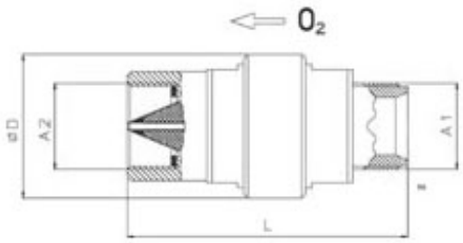

- Nije zemna za AVF-..
- Sigurnosna funkcija 1: isključuje dovod gasa u slučaju prekomernog zagrevanja ili povrata mulja
- Sigurnosna funkcija 2: isključuje u slučaju kretanja gasa u suprotnom smeru
- Minimalni gubitak pritiska; najveci protok kiseonika (PL-04-05 za koplje 6mm – 1/2“ u slučaju niskog ulaznog pritiska)
- Visoko izdržljiva izrada RL-..-ST, RL-..-NI

Za držač koplja	Konekcija		Dimenziaj (mm)	
	A1	**A2**	**L**	**ØD**
B-..-05	G 3/4	G 3/4	87	42
B-..-06	G 1	G 1	119	60
B-..07 / BKF-..-07	G 1 1/4	G 1 1/4	136	70
B-..08 / BKF-..-08	G 1 1/2	G 1 1/2	134	75
B-..10 / BKF-..-10	G 2	G 2	140	78
B-..12	G 2 1/2	G 2 1/2	164	100

Sigurnosni uređaj protiv povratka mulja
Visoko isdržljiva konstrukcija
- RL-..ST-

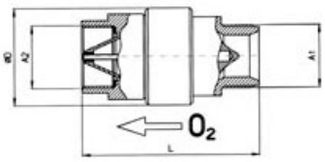

- Sigurnosna funkcija 1: isključuje u slučaju povratka toplote ili mulja
- Sigurnosna funkcija 2: isključuje u slučaju povratka gasa nazad u crevo
- Dostupan su tri tipa
  1. Tip RL-..-ST sa termoelementom
     -Povećana otpornost na temperaturu, mehaničke šokove i oscilacije pritiska
     -Ekstremno visok nivo protoka, vrlo mali pad pritiska
  2. Tip RL-..-NI
     -Otporan na lomljenje
     -Zadnji deo izrađen od nerđajućeg čelika
  3. Tip PL-..-NI-ST sa termoelementom i zadnjim delom od nerđajućeg čelika

Za držač koplja	Konekcija		Dimenzija (mm)	
	A1	**A2**	**L**	**ØD**
Sa termoelemetom				
B-..-05	G 3/4	G 3/4	87	42
B-..-06	G 1	G 1	119	60
B-..-07 / BKF-..-07	G 1 1/4	G 1 1/4	136	70
B-..-07 / BKF-..-07	G 1 1/2	G 1 1/2	134	75
B-..-07 / BKF-..-07	G 2	G 2	140	78
B-..-12	G 2 1/2	G 2 1/2	164	100
Zadnjim delom od nerđajućeg čelika				
B-..-05	G 3/4	G 3/4	87	42
B-..-06	G 1	G 1	119	60
B-..-07 / BKF-..-07	G 1 1/4	G 1 1/4	136	70
B-..-07 / BKF-..-07	G 1 1/2	G 1 1/2	134	75
B-..-07 / BKF-..-07	G 2	G 2	140	78
B-..-12	G 2 1/2	G 2 1/2	164	100

Sigurnosna produžna cev
-SI-

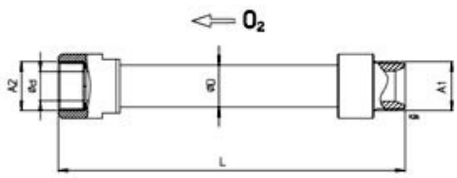

- Opciona montaža, zavisno od primene koplja
- Visoka zaštita za ruke operatera
- Standardna iszrada: ravno
- Specijalna izrada na zahtev: savijeno po 90°
- Ostale duzine i uglovi na zahtev
- Moguća je izrada u sa različitim konekcijama (A1=G 1, A2=G 1 1/4)

Tip	Za držač cevi	Konekcija		Dimenziija (mm)		
		A1	**A2**	**L**	**Ød**	**ØD**
NERĐAJUĆI ČELIK	B-..06	G 1	G 1	400	20	32
		G 1	G 1	600	20	32
	B-..07 / BKF-..07	G 1 1/4	G 1 1/4	400	25	36
		G 1 1/4	G 1 1/4	600	25	36
	B-..08 / BKF-..08	G 1 1/2	G 1 1/2	400	32	45
		G 1 1/2	G 1 1/2	600	32	45
	B-..10 / BKF-..10	G 2	G 2	400	40	56
		G 2	G 2	600	40	56
	B-..12	G 2 1/2	G 2 1/2	400	50	60
		G 2 1/2	G 2 1/2	600	50	60

Kiseoničko crevo sa zastitom od staklenih vlakana

-L-

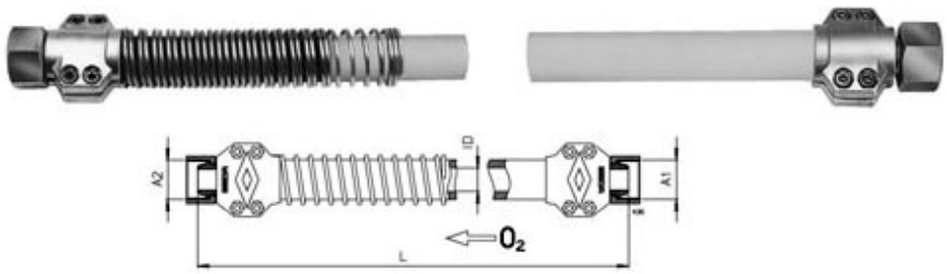

- Konstrukcija creva
  -jezgro: teško gorivi i samogasivi NEOPREN
  -uložak: nekoliko slojeva jakih tekstilnih niti
  -obloga:dupli sloj staklenih niti, toplo vulkaniziran, otporan na temperaturu i vremenske uslove
- Visoko savitljivo, zadržava formu
- Na crevo su montirani navojni priključci koji se mogu ponovo koristiti
  -loptasto zaptivanje po DIN EN560 na oba kraja
  -Na radnoj strani creva je robusniji prikljucak od nerđajućek čelika i zaštitom za crevo od nerđajućek čelika

Kvalitet	Za cev koplja Ø	Duzina creva	Unutrašnji Ø	Konekcija	
		L (m)	**ID(mm)**	**A1**	**A2**
NEOPREN	1/2“ – 3/4“	10	19	G 1	G 1
	1/2“ – 3/4“	13	19	G 1	G 1
	1/2“ – 3/4“	15	19	G 1	G 1
	1/2“ – 3/4“	20	19	G 1	G 1
	1/2“ – 3/4“	25	19	G 1	G 1
NEOPREN	1“	10	25	G 1 1/4	G 1 1/4
	1“	13	25	G 1 1/4	G 1 1/4
	1“	15	25	G 1 1/4	G 1 1/4
	1“	20	25	G 1 1/4	G 1 1/4
	1“	25	25	G 1 1/4	G 1 1/4
NEOPREN	1 1/4“	10	32	G 1 1/2	G 1 1/2
	1 1/4“	13	32	G 1 1/2	G 1 1/2
	1 1/4“	15	32	G 1 1/2	G 1 1/2
	1 1/4“	20	32	G 1 1/2	G 1 1/2
	1 1/4“	25	32	G 1 1/2	G 1 1/2
NEOPREN	1 1/2“	10	40	G 2	G 2
	1 1/2“	13	40	G 2	G 2
	1 1/2“	15	40	G 2	G 2
	1 1/2“	20	40	G 2	G 2
	1 1/2“	25	40	G 2	G 2
NEOPREN	2“	10	50	G 2 1/2	G 2 1/2
	2“	13	50	G 2 1/2	G 2 1/2
	2“	15	50	G 2 1/2	G 2 1/2
	2“	20	50	G 2 1/2	G 2 1/2
	2“	25	50	G 2 1/2	G 2 1/2

Motalica
-TS-

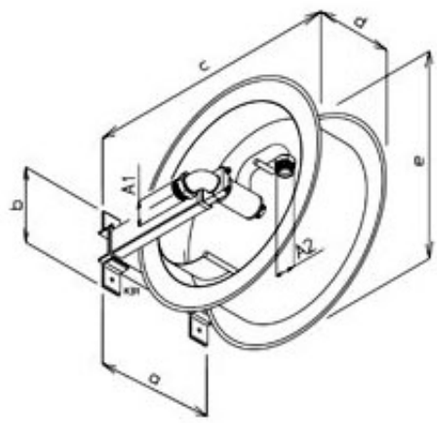

- Nov unapređen dizajn, zaštita protiv prašine, laka manipulacija zbog kugličnih ležajeva, unapređen mehanizam za kočenje i opruga, koja je od unapređenih legra protiv zamora
- Robusna čelična konstrukcija, sa korutom velikog prečnika
- Svi metalni delovi su galvanizovani
- Automatsko uvlacenje creva, sa dva zaustavljanja na svakom krugu
- Svi delovi kroz koje prolazi gas su napravljeni od mesinga, bakra ili nerđajućeg čelika

Upozorejne: veza između dovoda i motalice mora se obezbediti fleksibilnim crevo nikako cevovodom.

Unutrasnji Ø creva	Za cev koplja Ø	Dužina creva	Konekcija		Dimenzija (mm)				
ID (mm)		**L(mm)**	**A1**	**A2**	**a**	**b**	**c**	**d**	**e**
13	1/2“	15	G 3/4“	G 3/4“	438	300	693	255	585
19	3/4“	25	G 1“	G 1“	438	300	693	255	585
25	1“	25	G 1 1/4“	G 1 1/4“	530	320	955	328	810
32	1 1/4“	25	G 1 1/2“	G 1 1/2“	530	320	955	328	810
40	1 1/2“	25	G 2“	G 2“	530	320	1135	328	990
50	2“	15	G 2 1/2“	G 2 1/2“	530	320	1135	328	990

Vođica (SZ-..)se isporučuje na zahtev

Dovodno crevo

-Z-

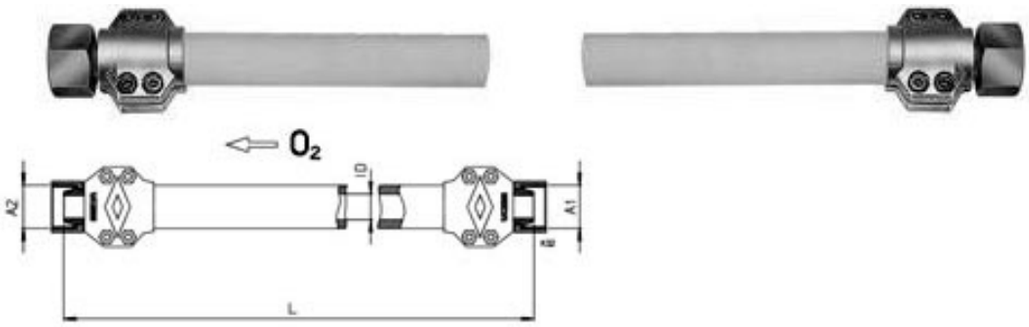

Upozorejne: veza između dovoda i motalice mora se obezbediti fleksibilnim crevo nikako cevovodom.

- Crevo se isporučuje sa priključcima
- Zasticeno jedvostrukim slojem staklenih vlakna koja su vulkanizirana
- NEOPREN, tesko zapaljiv , samogasiv

Kvalitet	Za cev koplja Ø	Dužina creva	Unutrašjni Ø	Konekcija	
		L(mm)	**ID (mm)**	**A1**	**A2**
NEOPREN	1/2“ – 3/4“	1	18	G 1	G 1
		2			
		3			
		5			
NEOPREN	1“	1	25	G 1 1/4	G 1 1/4
		2			
		3			
		5			
NEOPREN	1 1/4“	1	32	G 1 1/2	G 1 1/2
		2			
		3			
		5			
NEOPREN	1 1/2“	1	40	G 2	G 2
		2			
		3			
		5			
NEOPREN	2“	1	50	G 2 1/2	G 2 1/2
		2			
		3			
		5			

Regulator pritiska
-DM-

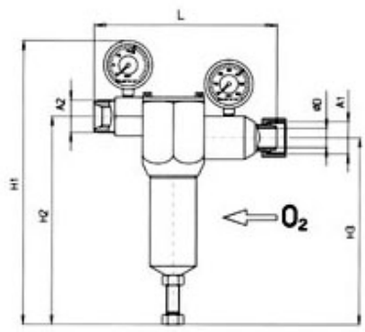

- Ekstremno visok nivo protoka, veoma nizak pad pritiska
- Sa dva manometra za prikazivanje ulaznog pritiska (max 40bar) i radnog pritiska (3-16bar)
- Redukuje ulazni pritisak na 3-16bara, radni pritisak se podešava po želji
- Podesavanje je moguce pod pritiskom
- Regulise i oscilacije pritiska

Za cev koplja Ø	Ulazni pritisak	Izlazni pritisak	Kapacitet	Konekcija		Dimenzija	
	(bar)	**(bar)**	**(Nm³/h)**	**A1**	**A2**	**L(mm)**	**H1(mm)**
1/2“-3/4“	40	3-16	2000	G 1	G 1	237,5	367
3/4“-1“	40	3-16	2000	G 1 1/4	G 1 1/4	237,5	367
1“-1 1/4“	40	3-16	2000	G 1 1/2	G 1 1/2	237,5	367

Ventil za isključivanje na O_2 vodu
-VKF / VKU-

1.) VKF-07-07

2.) VKU-07-08

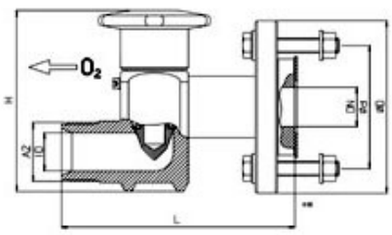

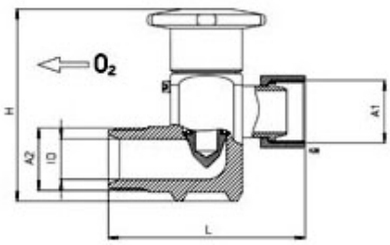

- Radni pritisak 40bar max. Komplet sa vijcima i zaptivkom
- Otvaranje i zatvaranje sa 6 okreta, stepenasto fino podesavanje
- Zaptivni klip je otporan na temperaturu i ima zaptivku od Vitona
- Točak – izrašen od kvalitetnog mesinga, sa sigurnosnim rubom protiv klizanja i zastitom od deformacije osovine
- VKU ne može zameniti VK

Za cev koplja Ø	Protok	Unutrašnji Ø	Konekcija		Dimenzije (mm)		Prirubnica		
	(Nm³/h)	**ID (mm)**	**A1**	**A2**	**L**	**H**	**DN**	**ØD**	**Ød**
Ventil sa prirubnicom									
1/2“-3/4“	1500	20		G 1	142	137	25	115	85
3/4“-1“	2000	32		G 1 1/4	177	140	25	115	85
1“-1 1/4“	2000	32		G 1 1/2	177	140	32	140	100
Ventil sa navojem									
1/2“-3/4“	1500	20	G 1	G 1	118	137			
3/4“-1“	2000	32	G 1 1/4	G 1 1/4	138	140			
1“-1 1/4“	2000	32	G 1 1/2	G 1 1/2	138	140			

Adapter sa konusom (AI) je neophodan pri montaži navojnog ili ventila za varenje.

O_2- Ručni ventil koplja „1/2 okreta“

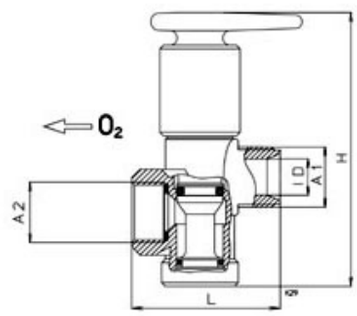

- Zaptivni klip je otporan na temperaturu i ima zaptivku od Vitona
- Przo otvaranje sa ½ okreta (180°)
- Ugao otvaranja je označen na ručici
- Monoblok izrada
- Zaštićen od udaraca
- Ručica je izrađena od kvalitetnog mesinga
- Mala težina

Za cev koplja Ø	Protok	Unutrašnji Ø	Konekcija		Dimenzije (mm)	
	(Nm^3/h)	**ID (mm)**	**A1**	**A2**	**L**	**H**
1/2“-3/4“	1500	20	G 1	G 1	82	151

O_2- Ručni ventil koplja „6 okreta“

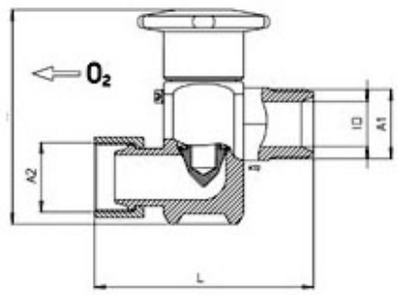

- Otvaranje i zatvaranje sa 6 okreta
- Zaptivni klip je otporan na temperaturu i ima zaptivku od Vitona
- Ručica je izrađena od kvalitetnog mesinga
- Prsten koji stiti osovinu
- Ne moze poslužiti kao zamena za VKU sbog različitih smerova

Za cev koplja Ø	Protok	Unutrašnji Ø	Konekcija		Dimenzije (mm)	
	(Nm³/h)	**ID (mm)**	**A1**	**A2**	**L**	**H**
1/2“-3/4“	1500	20	G 1	G 1	82	137
3/4“-1“	2000	32	G 1 1/4	G 1 1/4	150	140
1“-1 1/4“	2000	32	G 1 1/2	G 1 1/2	150	140

Beda - Oprema za ubrizgavanje ugljene prašine

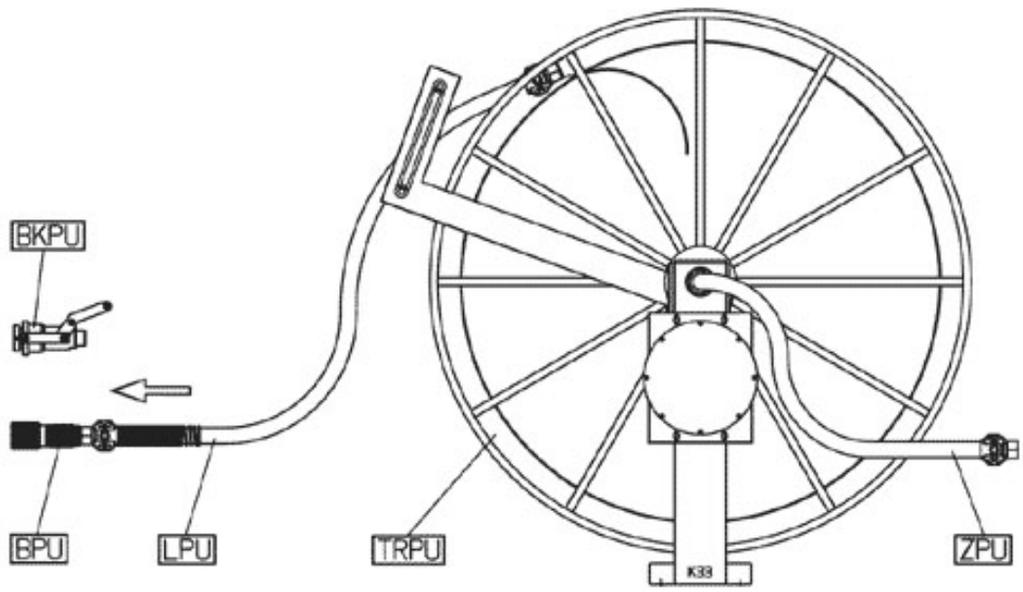

BPU, BKPU	Držač koplja, držač koplja sa ručicom za stezanje
LPU	Specijalno crevo
TRPU	Motalica
ZPU	Dovodno crevo

Držač kolja za ugljenu prašinu
-BPU-

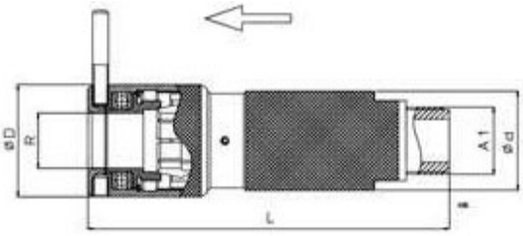

- Držač koplja sa okretnom steznom glavom, kuglicni ležajevi, zaptivka od NEOPRENA
- Sa glatkim unutrašnjim prolazom
- Glavni delovi su napravljeni od specijalnog materijala otpornom na abrazije
- Stezanje cevi, deo za stezanje sadrzi zaptivke od samogasivog NEOPRENA
- Prikljucivanje navojem

Za koplje		Držač koplja			
Cev koplja Ø	Spoljni Ø	Konekcija	Dimenzije(mm)		
BSP	**R (mm)**	**A1**	**L**	**Ø D**	**Ø d**
3/4“	27	G 1 1/2	211	60	48
1“	34	G 1 1/2	240	70	62
1“	34	G 2	234	70	62
1 1/4“	42	G 2	235	80	67
1 1/2“	48	G 2	250	92	82
1 1/2“	48	G 2 1/2	250	92	82

Držač kolja za ugljenu prašinu sa ručicom za stezanje
-BKPU-



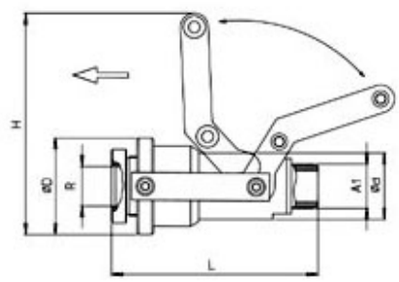

- Koplje se steže pomeranjem ručice
- Glatka unutrašnjost
- Glavni delovi su izrađeni od specijalnih materijala otpornih na abrazije
- Rupica je izrađena od galvanizovanog čelika
- Robusna konstrukcija
- Jednostavno menjanje zaptivki
- Povezivanje navojem

Za kolje	Držač koplja					
Cev koplja Ø	Spoljni Ø	Konekcija	Dimenzije (mm)			
BSP	**R (mm)**	**A1**	**L**	**ØD**	**Ød**	**H**
1“	34	G 1 1/2	315	92	62	235
1“	34	G 2	327	92	62	235
1 1/4“	42	G 2	308	105	72	237
1 1/2“	48	G 2	363	120	82	272
1 1/2“	48	G 2 1/2	367	120	82	272

Specijalno crevo za ugljeni prašinu
-TRPU-

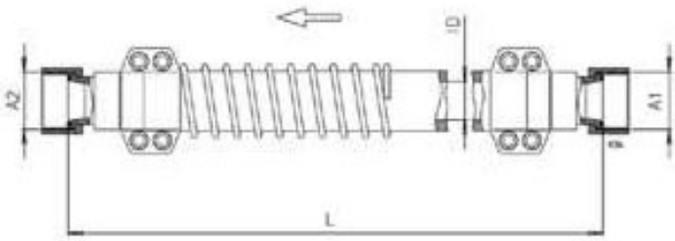

- Crevo ortporno na abrazije
- Otpornost na abrazije ispod 70mm³ (DIN 53516)
- Ispotucuje se u komletu sa priključcima
- Na radnoj strani creva montirana je zastita od nerđajućeg čelika
- Priključci su sa O-Ringom
- Koristiti samo za BEDA opremom za ugljenu prašinu, NIKAKO sa opremom za kiseonik

Za držač cevi	Dužina creva	Unutrašnji Ø	Konekcija	
	L (m)	**ID (mm)**	**A1**	**A2**
BPU-..-08 / BKPU-..08	10	32	G 1 1/2	G 1 1/2
	15	32	G 1 1/2	G 1 1/2
	20	32	G 1 1/2	G 1 1/2
	25	32	G 1 1/2	G 1 1/2
	30	32	G 1 1/2	G 1 1/2
	40	32	G 1 1/2	G 1 1/2
BPU-..-10 / BKPU-..10	10	50	G 2	G 2
	15	50	G 2	G 2
	20	50	G 2	G 2
	25	50	G 2	G 2
	30	50	G 2	G 2
	40	50	G 2	G 2
BPU-..-12 / BKPU-..12	20	65	G 2 1/2	G 2 1/2
	40	65	G 2 1/2	G 2 1/2

Creva hidraulična

Industrijska creva

Čaure, Priključci, Adapteri

Hidraulične brze spojke,
Hidraulične slavine i nepovratni ventili, Kamlok spojnice

Vatrootporni materijali

Bešavne hidraulične cevi i pribor

Metalna creva i priključci

Klipnjače

CENTRALINVEST

Pneumatska creva i priključci

Pneumatski Push In priključci

Vatrogasna creva i spojke

Techmahlex maŠine za konfekcioniranje creva

BEDA

CENTRALINVEST CENTRALINVEST CENTRALINVEST CENTRALINVEST CENTRALINVEST CENTRALINVEST CENTRALINVEST CENTRALINVEST CENTRALINVEST CENTRALINVEST CENTRALINVEST CENTRALINVEST